

# Executive Summary: Oakland Military Institute Applications End of On-Time Session (SY 2025-26)

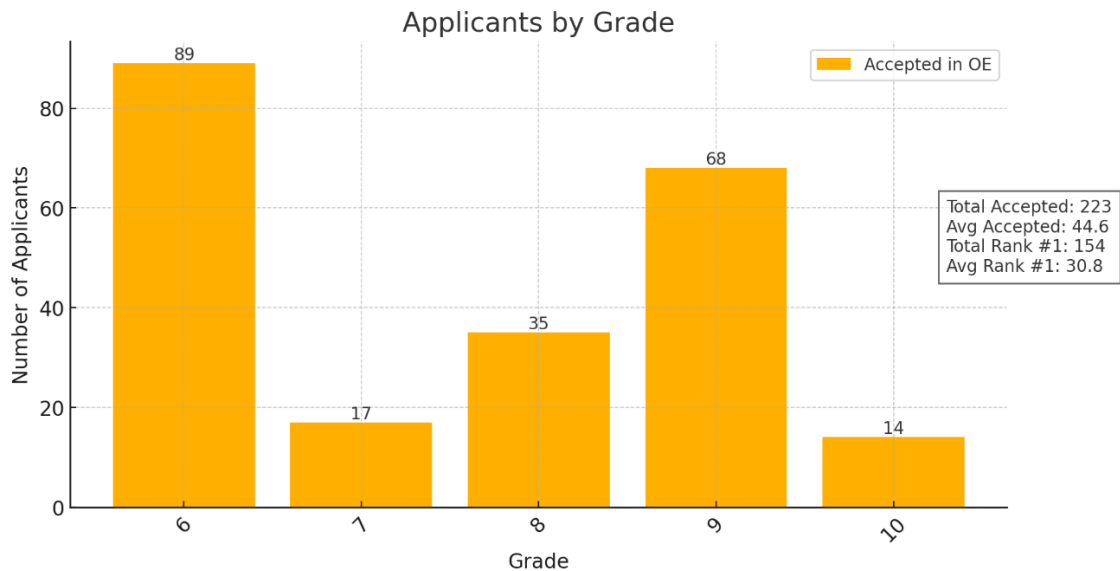
## Overview

This report provides an analysis of applications received for the **Oakland Military Institute (OMI) School Year 2025-26**. The data focuses on the total number of applicants, the distribution of applications across grades, and the preference ranking of OMI among applicants.

## Key Findings

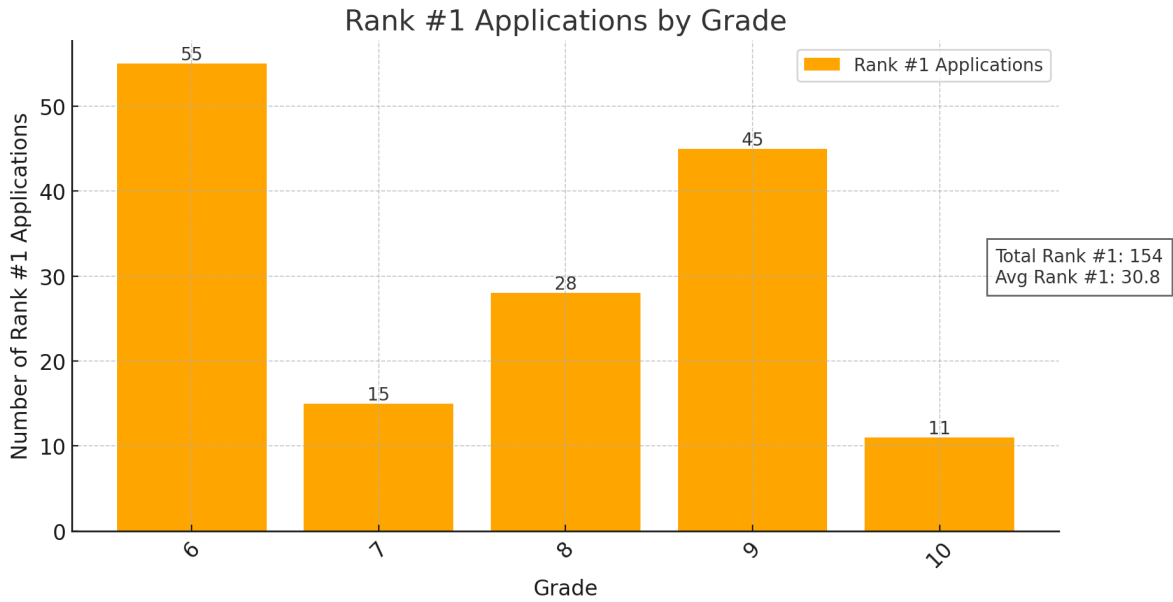
### 1. Total Applications and Rank #1 Preferences

- **Total Accepted Applications: 223**
- **Total Rank #1 Applications: 154** (~69% of accepted applicants ranked OMI as their first choice)



### 2. Applications by Grade

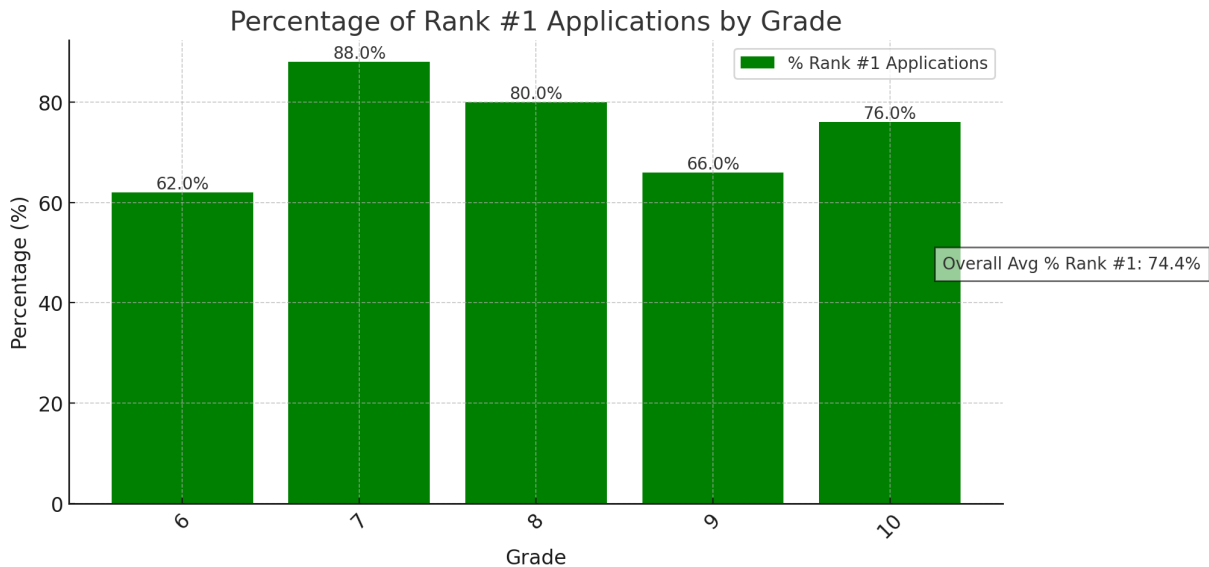
- **Highest number of accepted applicants: Grade 6 (89 applicants)**
- **Lowest number of accepted applicants: Grade 10 (14 applicants)**
- **Grades 7-9 showed moderate acceptance rates, with Grade 9 having 68 accepted applicants.**



### 3. Rank #1 Application Trends

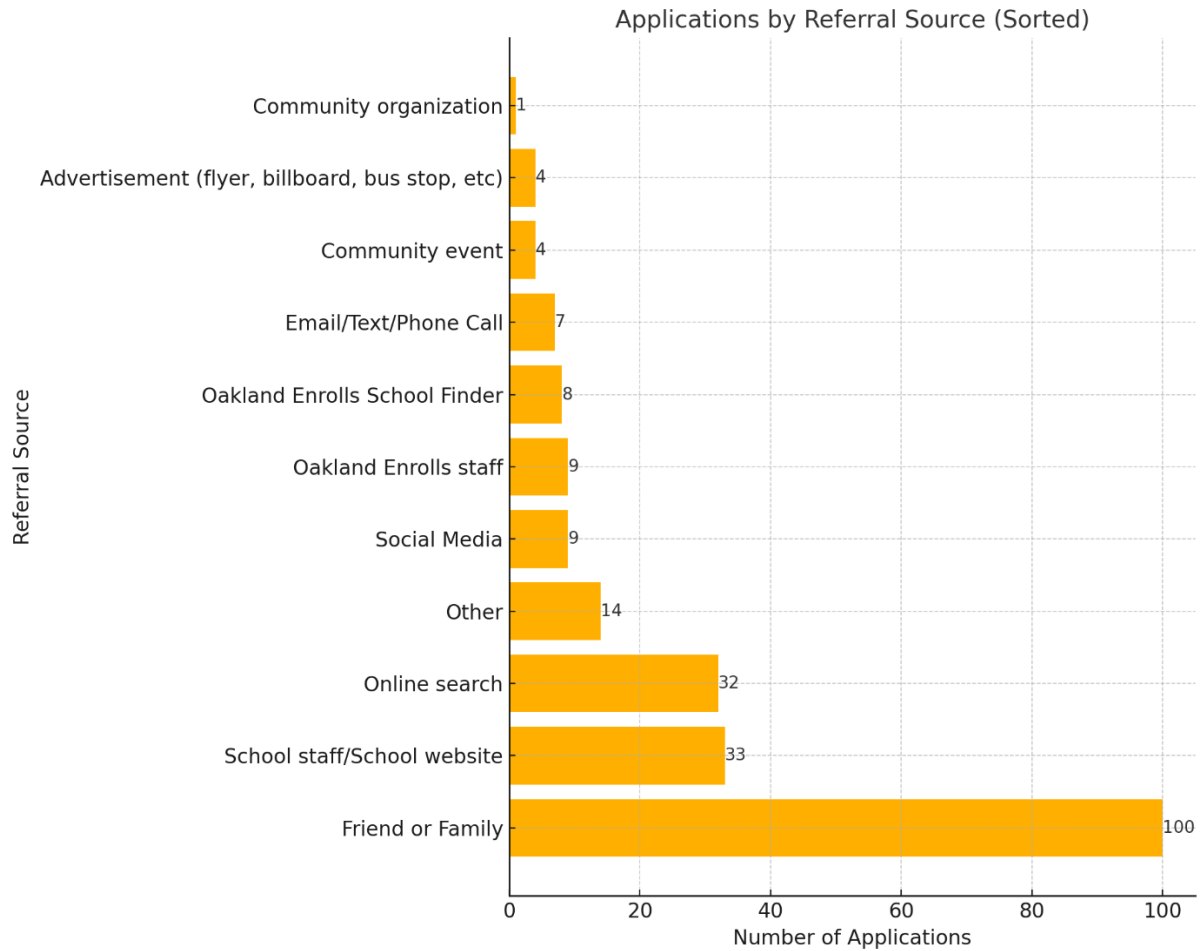
- **Highest Rank #1 Application Rate: Grade 7 (88%)**
- **Lowest Rank #1 Application Rate: Grade 6 (62%)**
- **Overall, 69% of accepted applicants ranked OMI as their top choice.**

**Trend:** Grades 7-10 have a higher percentage of applicants ranking OMI as their first choice compared to Grade 6.



#### 4. Application by Referral Source in Oakland Enrolls, 224 Total Applications (6-10 grade only)

- **#1: Friend and Family Referrals (45%)**
- **#2: School Staff/School Website Referrals (15%)**
- **#3: Online Search Referrals (14%)**



#### Conclusion

**OMI is a top choice for the majority of applicants, with nearly 7 out of 10 accepted applicants ranking it as their #1 preference.**

**Remaining application needed per grade during second session:**

- 6G:31
- 7G:18
- 8G:10
- 9G:0
- 10G:3