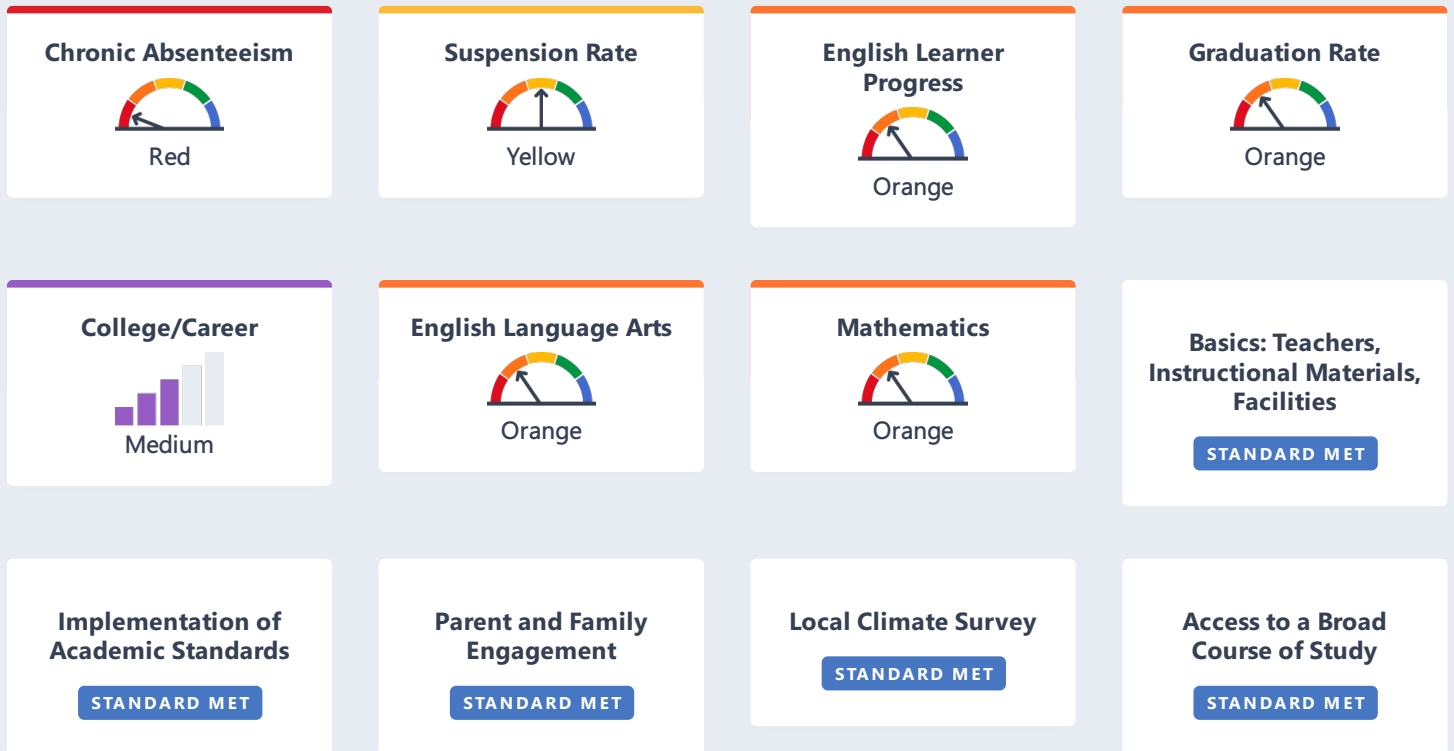


Oakland Unified

Explore the performance of Oakland Unified under California's Accountability System.

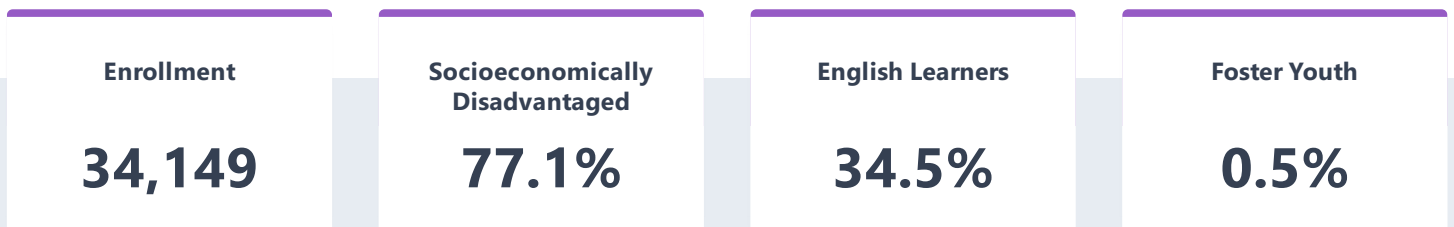


District Details

NAME Oakland Unified	ADDRESS 1011 Union St Oakland, CA 94607-4099	WEBSITE http://www.ousd.org	GRADES SERVED P-Adult
--------------------------------	---	---	---------------------------------

Student Population

Explore information about this district's student population.




Academic Performance

View Student Assessment Results and other aspects of school performance.

[LEARN MORE](#)

English Language Arts



Orange

63.6 points below standard


Declined 6.2 Points ▼

EQUITY REPORT
Number of Student Groups in Each Level

7 Red	3 Orange	2 Yellow
1 Green	0 Blue	

[LEARN MORE](#)

Mathematics



Orange

93.8 points below standard


Maintained -0.7 Points

EQUITY REPORT
Number of Student Groups in Each Level

8 Red	2 Orange	2 Yellow
1 Green	0 Blue	

[LEARN MORE](#)

English Learner Progress




Orange

44.2% making progress

Maintained -1.4%

[LEARN MORE](#)

College/Career



Medium

37.9% prepared

EQUITY REPORT
Number of Student Groups in Each Level

0 Very Low	6 Low	2 Medium
2 High	0 Very High	

Local Indicators

[LEARN MORE](#)

Implementation of Academic Standards

STANDARD MET

Academic Engagement

See information that shows how well schools are engaging students in their learning.

[LEARN MORE](#)

Chronic Absenteeism

[LEARN MORE](#)

Graduation Rate



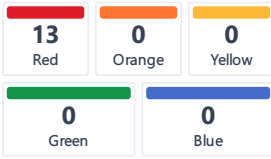
Red

60.3% chronically absent

Increased 15.2% ▲

EQUITY REPORT

Number of Student Groups in Each Level



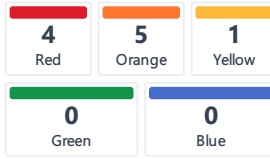
Orange

75% graduated

Maintained -0.7%

EQUITY REPORT

Number of Student Groups in Each Level



Local Indicators

[LEARN MORE](#)

Access to a Broad Course of Study

STANDARD MET

OAKLAND UNIFIED

Conditions & Climate

View data related to how well schools are providing a healthy, safe and welcoming environment.

[LEARN MORE](#)

Suspension Rate



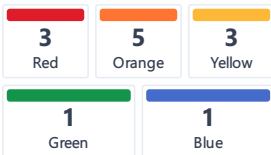
Yellow

4% suspended at least one day

Maintained 0.2%

EQUITY REPORT

Number of Student Groups in Each Level



Local Indicators

[LEARN MORE](#)

**Basics: Teachers,
Instructional Materials,
Facilities**

STANDARD MET

[LEARN MORE](#)

**Parent and Family
Engagement**

STANDARD MET

[LEARN MORE](#)

Local Climate Survey

STANDARD MET
