



October 2022 Mid Sem Student Feedback – OMI After School Program  
Service Provided by Hands-On Technology Education



October 2022 Mid Sem Student Feedback – OMI After School Program  
Service Provided by Hands-On Technology Education

### **SUMMARY STATEMENT**

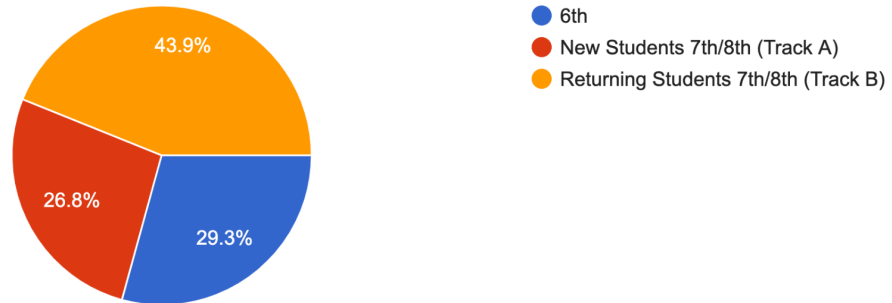
In summary, there has been significant increase in the students' knowledge of the core computer science and electronics skills after two (2) months of the ASP. Students' overall participation and interest in the ASP activities has also been significantly positive. Lastly, the students' perception and positive relationship with ASP teachers shows in the results of the survey as it can be seen that they do enjoy working with the teachers.



## AFTER-SCHOOL PROGRAM SURVEY RESPONDENTS

What class are you in?

41 responses



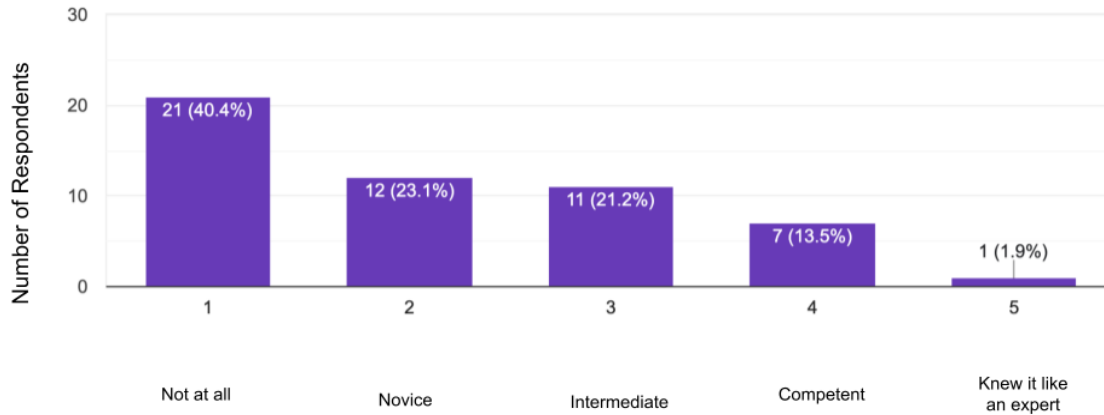
**43.9%** of the ASP population are in Track A. **26.8%** of the ASP population are in Track A. And **29.3%** of the ASP population are 6th graders.



## October 2022 Mid Sem Student Feedback – OMI After School Program Service Provided by Hands-On Technology Education

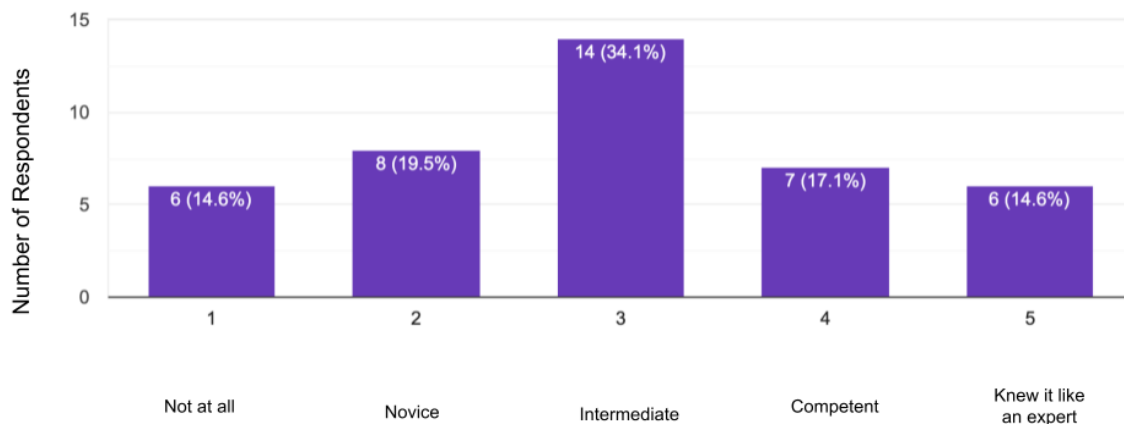
How much did you know about coding BEFORE this ASP?

52 responses



How much do you know SO FAR about Coding from the the After-School Program?

41 responses



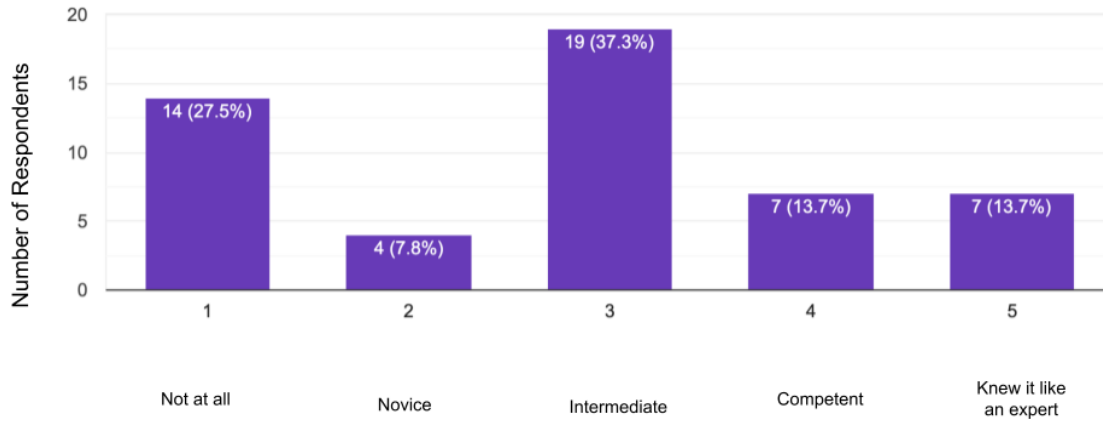
There has been a decrease of 25.8% of students who did not know anything about coding after two months of ASP. There was an increase of 12.9% of students who knew about coding at the intermediate level. And most significantly, there was an increase of 12.7% in the number of students who felt that their knowledge of coding was at the expert level.



## October 2022 Mid Sem Student Feedback – OMI After School Program Service Provided by Hands-On Technology Education

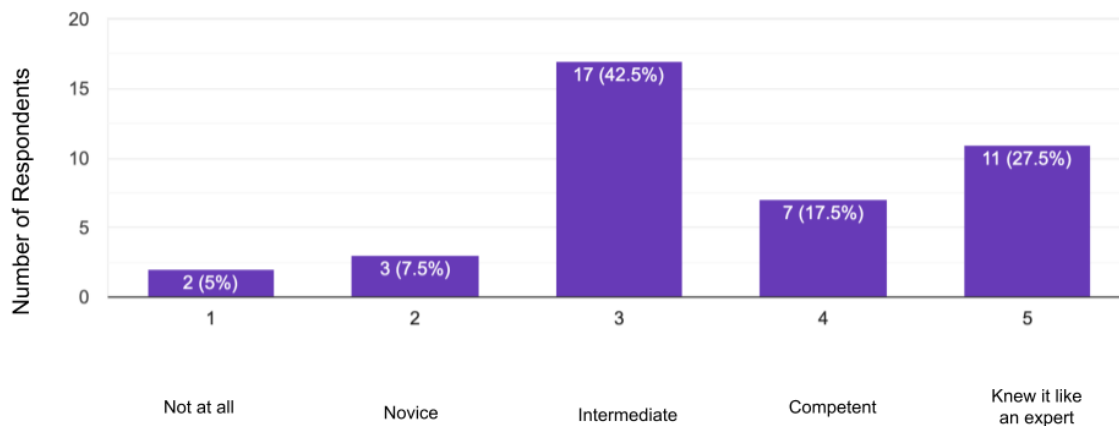
How much did you know about electronics BEFORE this ASP?

51 responses



How much do you know SO FAR about Electronics from the the After-School Program?

40 responses



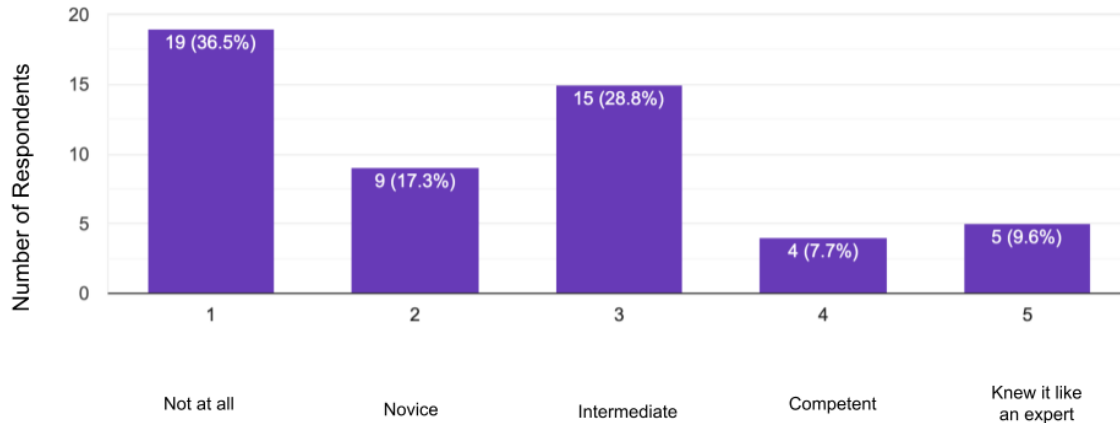
There has been a decrease of 22.5% of students who did not know anything about electronics after two months of ASP. There was an increase of 11.2% in the number of students who felt that their knowledge of electronics was at the expert level.



## October 2022 Mid Sem Student Feedback – OMI After School Program Service Provided by Hands-On Technology Education

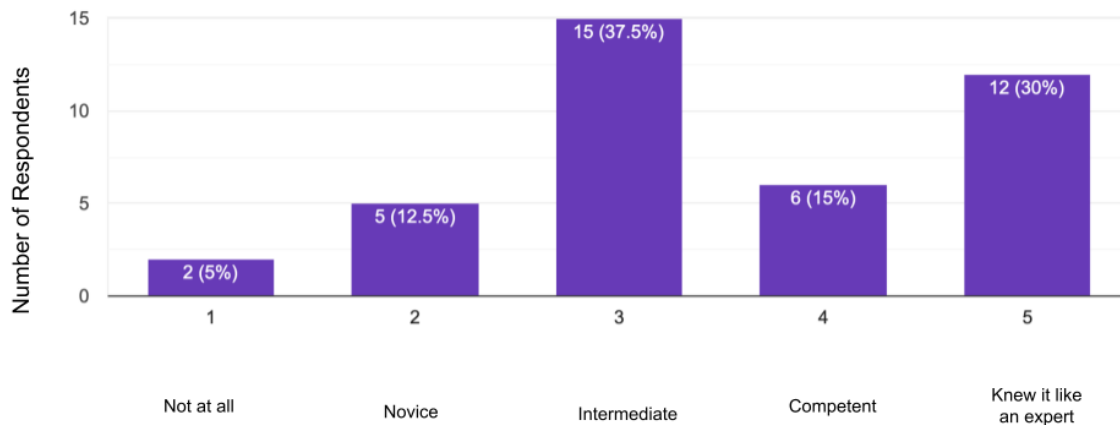
How much did you know about robot driving BEFORE this program?

52 responses



How much do you know SO FAR about Robot Driving from the the After-School Program?

40 responses



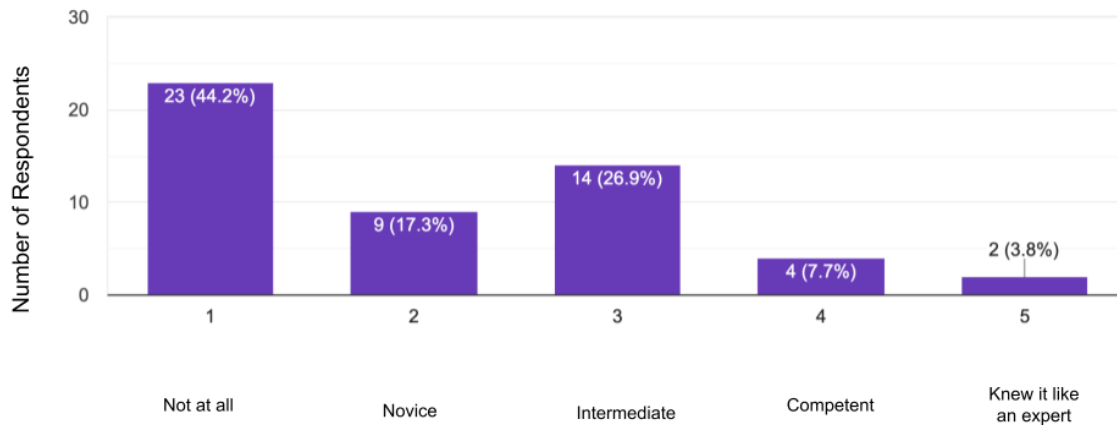
There has been a decrease of 31.5% of students who did not know anything about robot driving after two months of ASP. There was an increase of 20.4% in the number of students who felt that their knowledge of coding was at the expert level.



## October 2022 Mid Sem Student Feedback – OMI After School Program Service Provided by Hands-On Technology Education

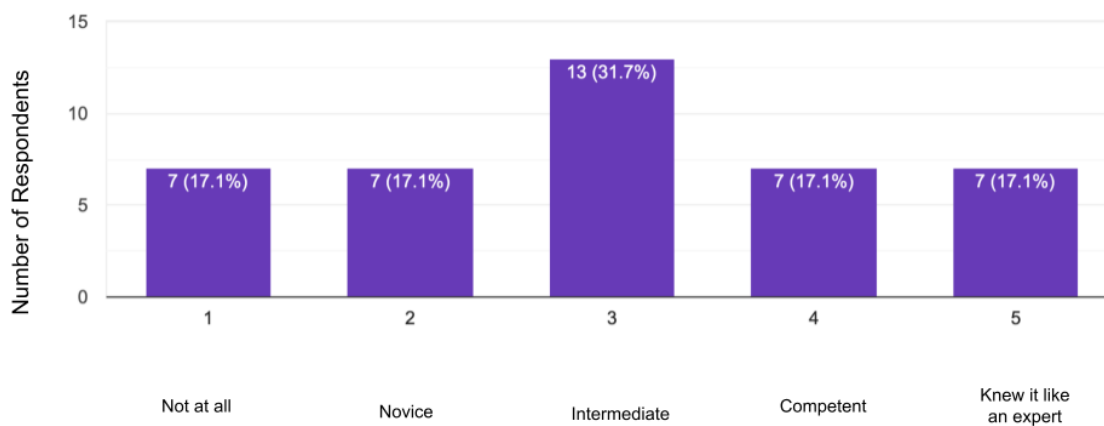
How much did you know about robot coding BEFORE this ASP?

52 responses



How much do you know SO FAR about Robot Coding from the the After-School Program?

41 responses



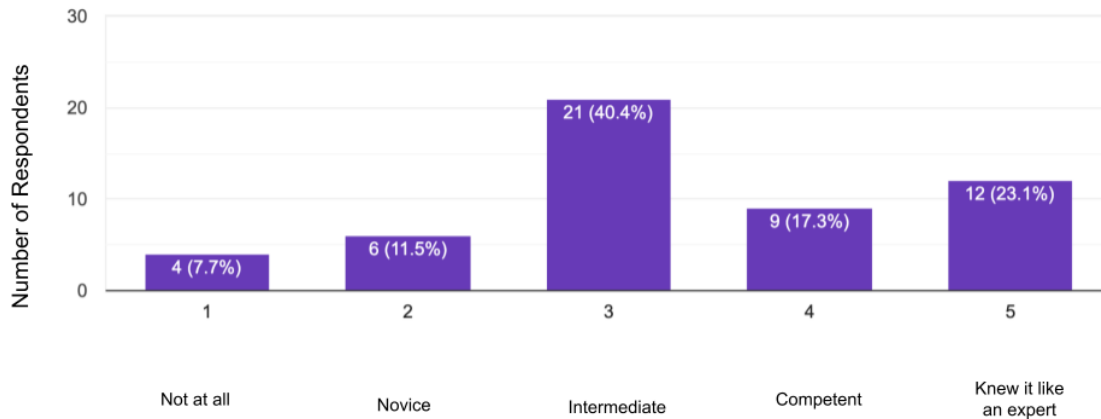
There has been a decrease of 27.1% of students who did not know anything about robot coding after two months of ASP. There was an increase of 13.3% in the number of students who felt that their knowledge of robot coding was at the expert level.



## October 2022 Mid Sem Student Feedback – OMI After School Program Service Provided by Hands-On Technology Education

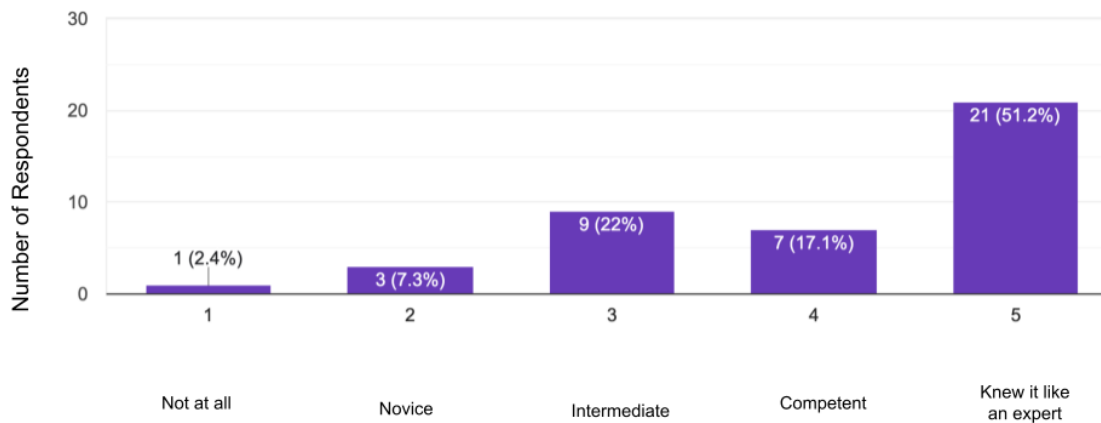
How would you rate your typing skill BEFORE this ASP?

52 responses



How much do you know SO FAR about Typing from the the After-School Program?

41 responses



51.2% of the students feel that their knowledge (and skills) in typing are at an expert level. This is a 28.1% increase coming from their typing skills at the beginning of the ASP.

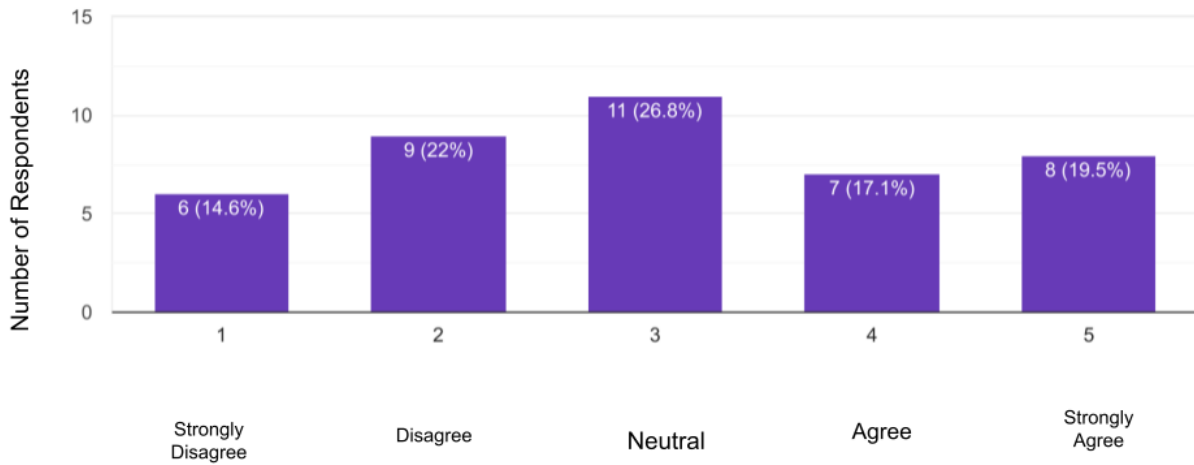




## October 2022 Mid Sem Student Feedback – OMI After School Program Service Provided by Hands-On Technology Education

### INTEREST IN THE AFTER-SCHOOL PROGRAM

SO FAR, this program has made me more interested in a career that involves technology  
41 responses



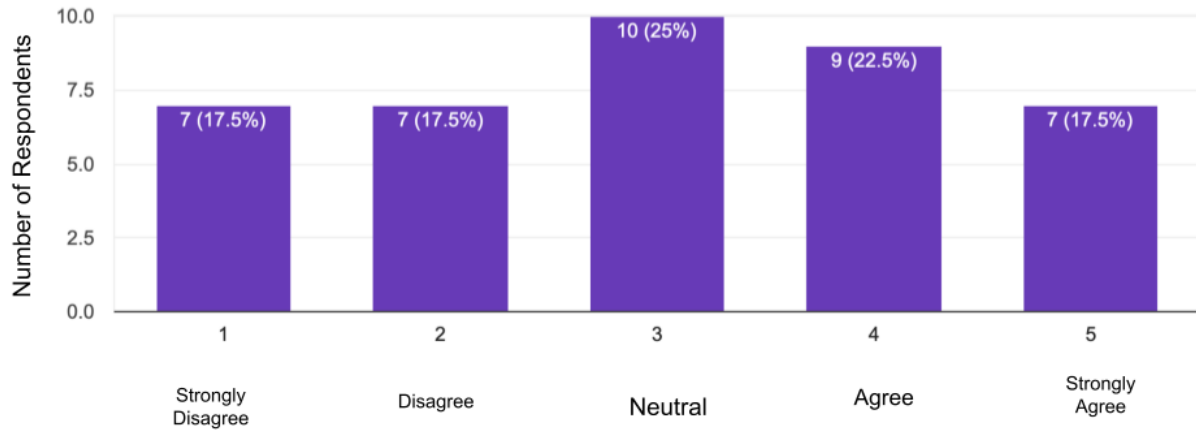
Currently, we see that 62.5% of students in the ASP agree that the program had made them more interested in a career that involves technology.



## October 2022 Mid Sem Student Feedback – OMI After School Program Service Provided by Hands-On Technology Education

SO FAR, this program has made the end of the school day more interesting for me

40 responses



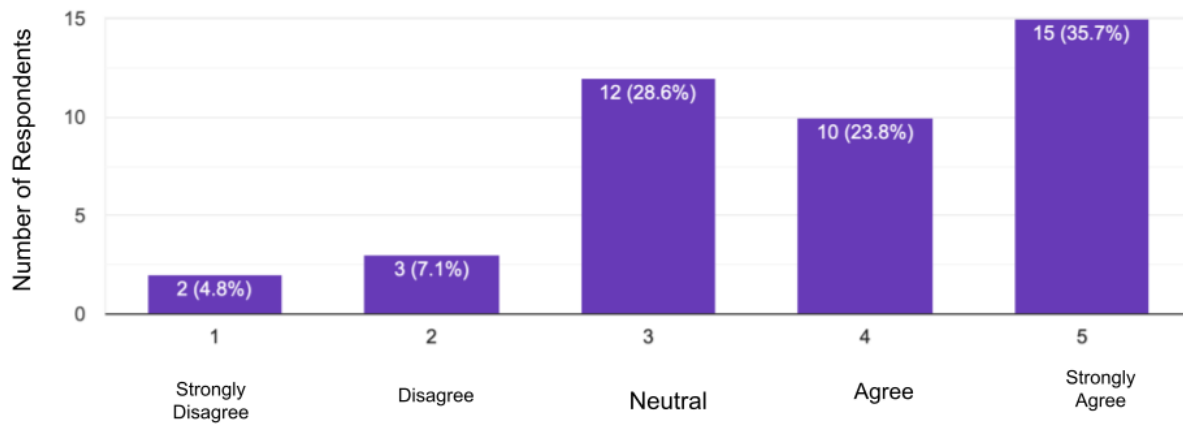
Currently, we see that 65% of students in the ASP agree that the program has made the end of the school day more interesting.



## October 2022 Mid Sem Student Feedback – OMI After School Program Service Provided by Hands-On Technology Education

SO FAR, the Snacks and Food from this program are really important to making me feel more productive for ASP activities and homework

42 responses



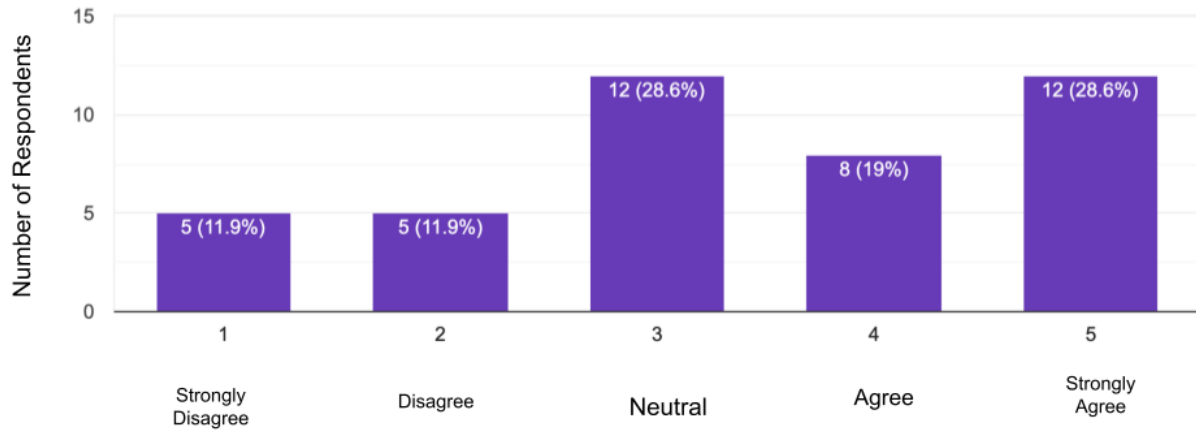
A significant 35.7% of the students strongly agree that the snacks and food from the ASP are really important in making them feel more productive for ASP activities and homework.



## October 2022 Mid Sem Student Feedback – OMI After School Program Service Provided by Hands-On Technology Education

SO FAR, I feel better about my school classes because I get to participate in this program

42 responses



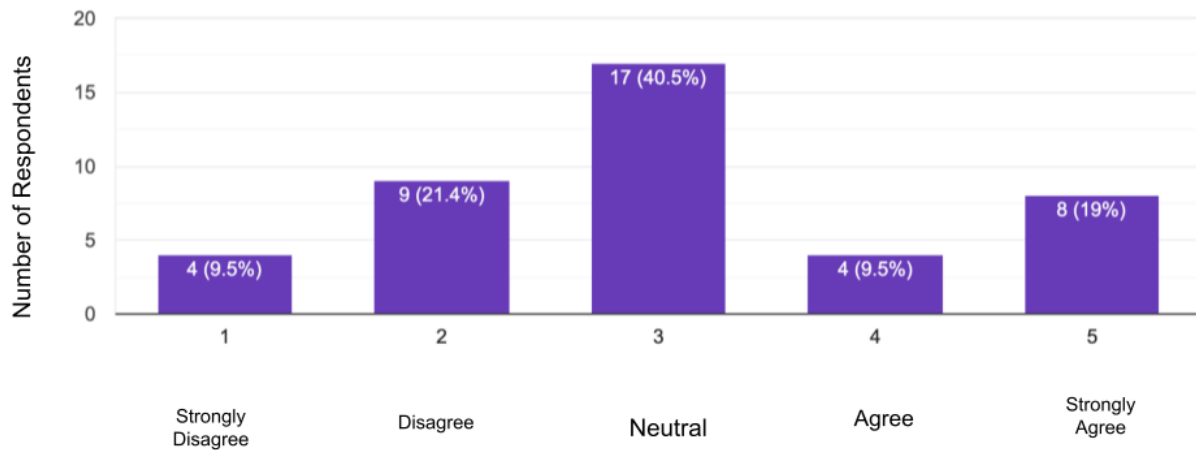
**76.2% of the students agree** that they feel better about school classes because they get to participate in the ASP.



## October 2022 Mid Sem Student Feedback – OMI After School Program Service Provided by Hands-On Technology Education

SO FAR, the ACTIVITIES in the After-School Program interesting to me!

42 responses



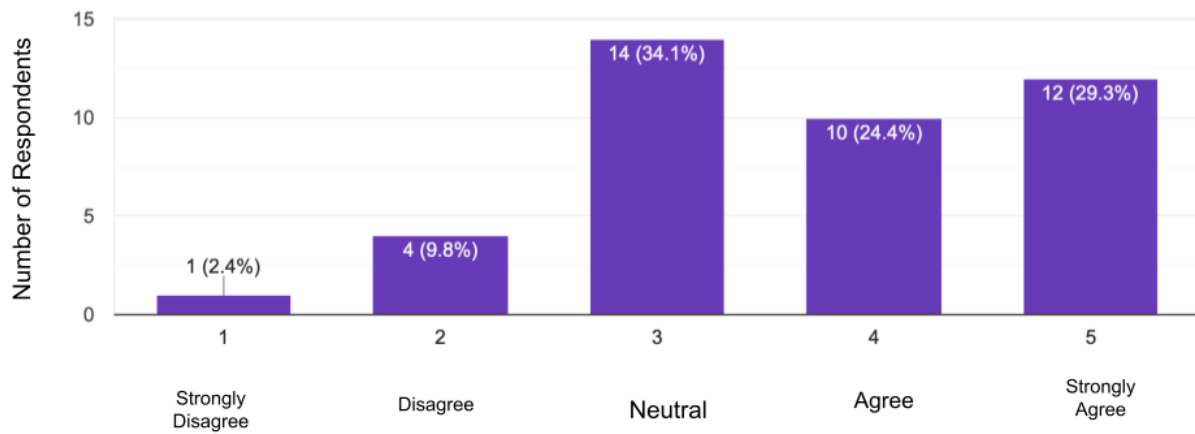
**40.5%** of the students agree that the activities in the ASP are interesting to them.



## FEEDBACK ON ASP TEACHERS

Rate this statement: My teacher has been effective in helping me completing my activities.

41 responses



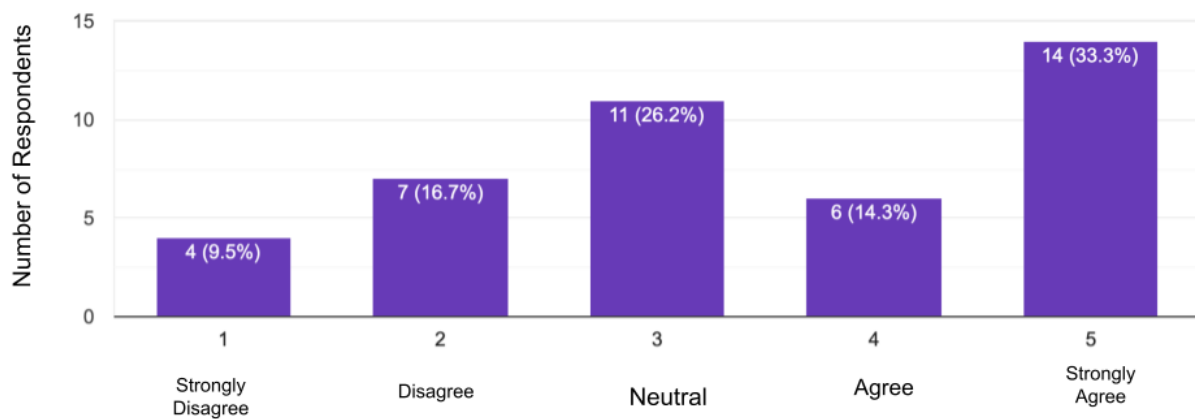
**34.1%** of the students feel neutral that their teacher in the ASP has been effective in helping them in completing their activities. And significantly, an additional **29.3% of the students strongly agree** on this sentiment as well.



## October 2022 Mid Sem Student Feedback – OMI After School Program Service Provided by Hands-On Technology Education

Rate this statement: My teacher has been supportive of me emotionally and listens to my concerns.

42 responses



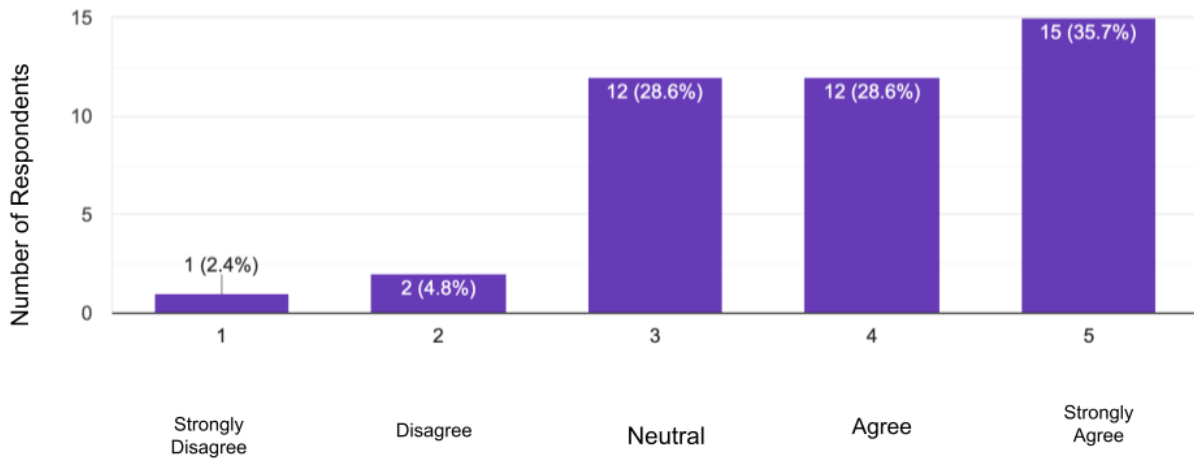
**73.8% of the students agree** that their teacher in the ASP has been supportive of them emotionally and listens to their concerns.



## October 2022 Mid Sem Student Feedback – OMI After School Program Service Provided by Hands-On Technology Education

Rate this statement: My teacher has all the supplies needed to complete each activity.

42 responses



**92.9% of the students agree** that their teacher has all the supplies they need to complete their activities.

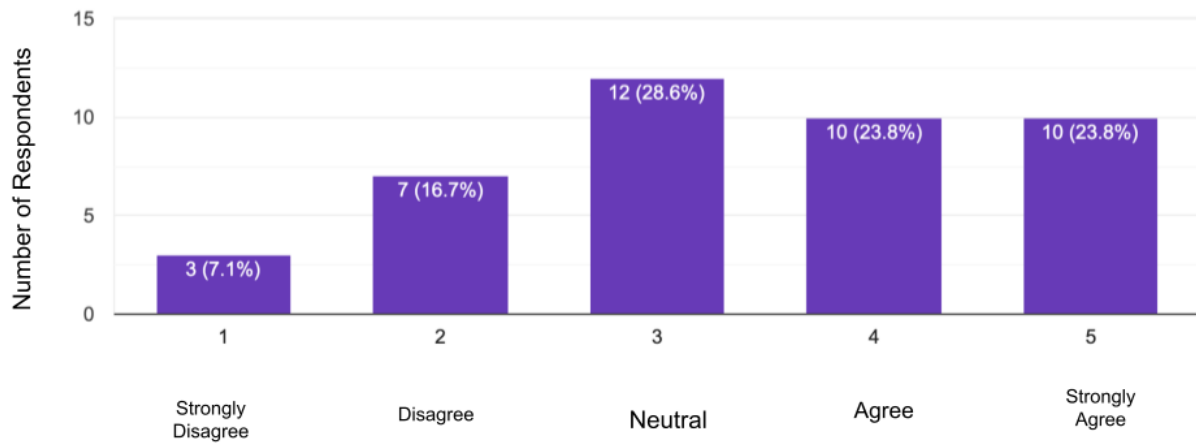




## October 2022 Mid Sem Student Feedback – OMI After School Program Service Provided by Hands-On Technology Education

Rate this statement: I enjoy working with my teacher in the ASP.

42 responses



**76.2% of the students agree** that they enjoy working with their ASP teacher.



October 2022 Mid Sem Student Feedback – OMI After School Program  
Service Provided by Hands-On Technology Education