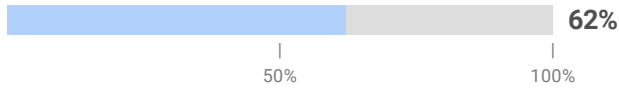


**School** All Schools  
**Subject** Math  
**Academic Year** 2025 - 2026  
**Comparison Diagnostic** Most Recent

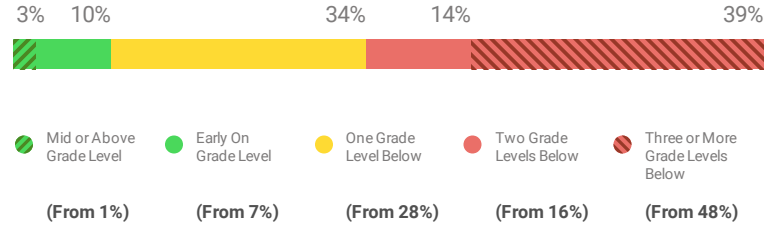
Students Assessed/Total: **607/625**

## Progress to Annual Typical Growth (Median)

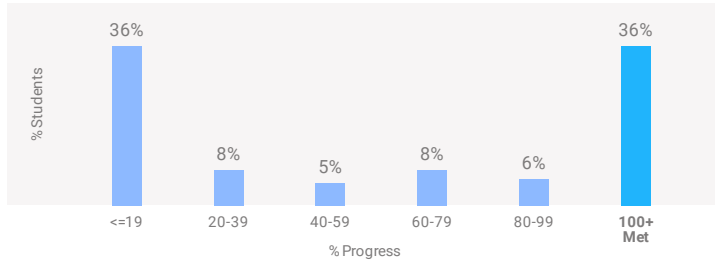


The median percent progress towards Typical Growth for this school is 62%. Typical Growth is the average annual growth for a student at their grade and baseline placement level.

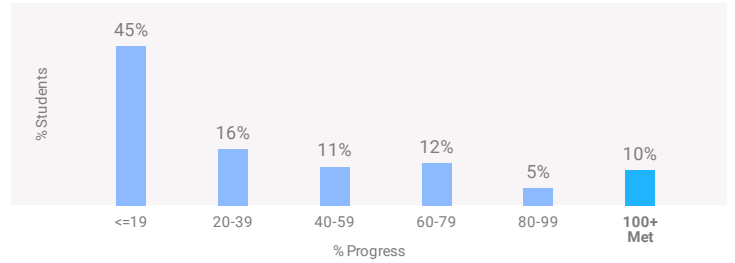
## Current Placement Distribution



## Distribution of Progress to Annual Typical Growth



## Distribution of Progress to Annual Stretch Growth®



Choose to Show Results By

School

Showing 2 of 2

School	Annual Typical Growth		Annual Stretch Growth®		% Students with Improved Placement	Students Assessed/Total
	Progress (Median)	% Met	Progress (Median)	% Met		
Bert Corona Charter Middle School	51%	33%	23%	8%	38%	336/347
Monsenor Oscar Romero Charter School	69%	40%	31%	13%	42%	271/278