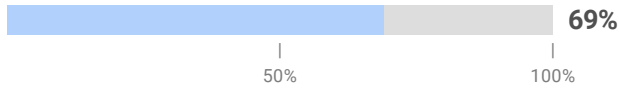


School Monsenor Oscar Romero Charter School
Subject Math
Academic Year 2025 - 2026
Comparison Diagnostic Most Recent

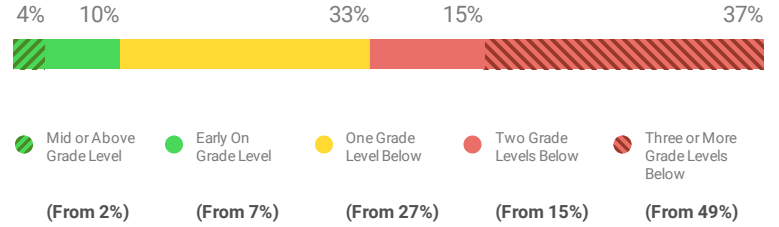
Students Assessed/Total: **271/278**

Progress to Annual Typical Growth (Median)

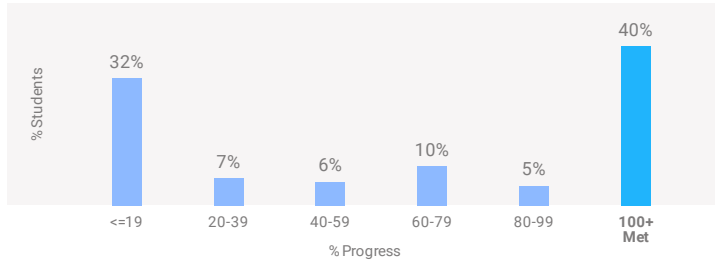


The median percent progress towards Typical Growth for this school is 69%. Typical Growth is the average annual growth for a student at their grade and baseline placement level.

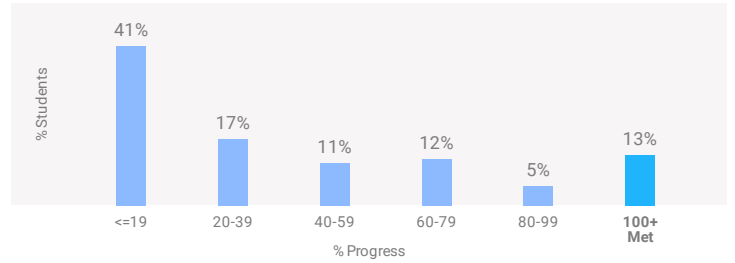
Current Placement Distribution



Distribution of Progress to Annual Typical Growth



Distribution of Progress to Annual Stretch Growth®



Choose to Show Results By

Grade

Showing 3 of 3

Grade	Annual Typical Growth		Annual Stretch Growth®		% Students with Improved Placement	Students Assessed/Total
	Progress (Median)	% Met	Progress (Median)	% Met		
Grade 6	67%	36%	31%	6%	41%	69/73
Grade 7	67%	36%	30%	13%	41%	109/111
Grade 8	89%	47%	36%	18%	43%	93/94