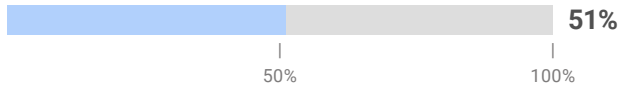


School: Bert Corona Charter Middle School  
 Subject: Math  
 Academic Year: 2025 - 2026  
 Comparison Diagnostic: Most Recent

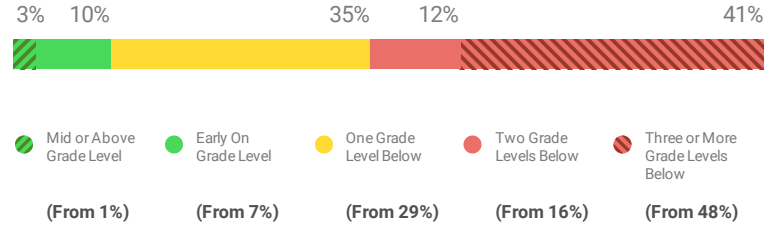
Students Assessed/Total: 336/347

## Progress to Annual Typical Growth (Median)

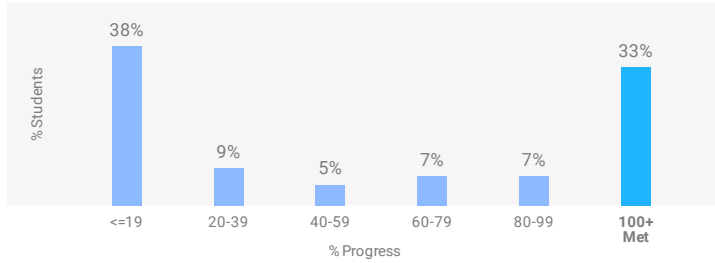


The median percent progress towards Typical Growth for this school is 51%. Typical Growth is the average annual growth for a student at their grade and baseline placement level.

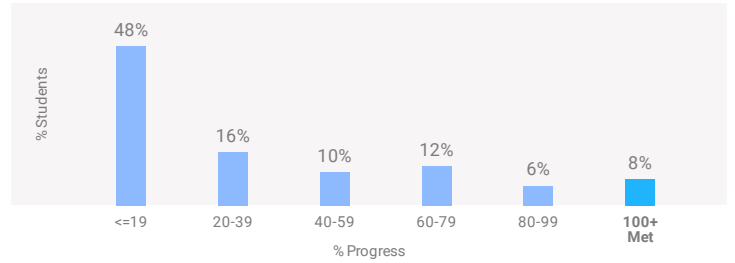
## Current Placement Distribution



## Distribution of Progress to Annual Typical Growth



## Distribution of Progress to Annual Stretch Growth®



Choose to Show Results By

Grade

Showing 4 of 4

| Grade   | Annual Typical Growth |       | Annual Stretch Growth® |       | % Students with Improved Placement | Students Assessed/Total |
|---------|-----------------------|-------|------------------------|-------|------------------------------------|-------------------------|
|         | Progress (Median)     | % Met | Progress (Median)      | % Met |                                    |                         |
| Grade 5 | 67%                   | 33%   | 35%                    | 0%    | 50%                                | 6/6                     |
| Grade 6 | 38%                   | 22%   | 19%                    | 5%    | 30%                                | 112/115                 |
| Grade 7 | 77%                   | 43%   | 30%                    | 8%    | 44%                                | 111/115                 |
| Grade 8 | 42%                   | 35%   | 16%                    | 12%   | 37%                                | 107/111                 |