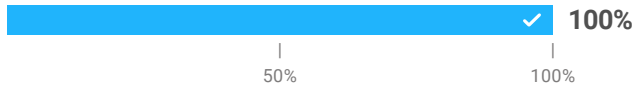


School All Schools
Subject Reading
Academic Year 2025 - 2026
Comparison Diagnostic Most Recent

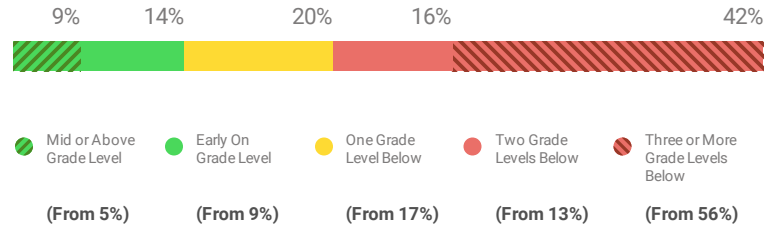
Students Assessed/Total: **606/625**

Progress to Annual Typical Growth (Median)

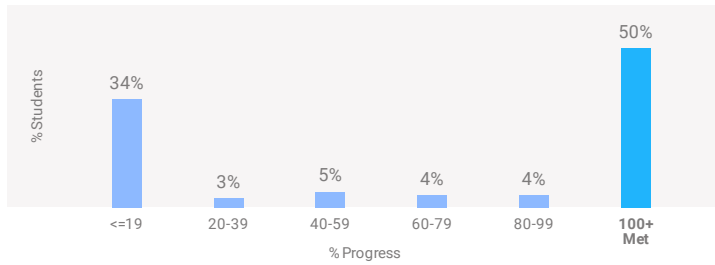


The median percent progress towards Typical Growth for this school is 100%. Typical Growth is the average annual growth for a student at their grade and baseline placement level.

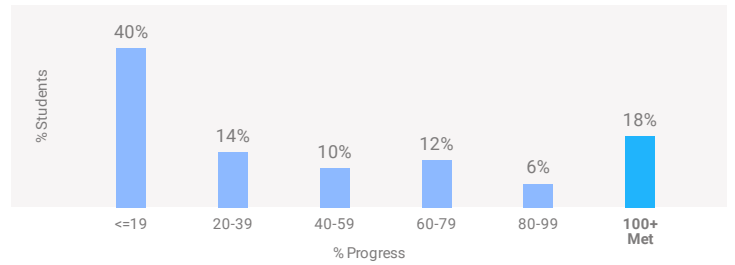
Current Placement Distribution



Distribution of Progress to Annual Typical Growth



Distribution of Progress to Annual Stretch Growth®



Choose to Show Results By

School

Showing 2 of 2

School	Annual Typical Growth		Annual Stretch Growth®		% Students with Improved Placement	Students Assessed/Total
	Progress (Median)	% Met	Progress (Median)	% Met		
Bert Corona Charter Middle School	103%	51%	36%	21%	50%	336/347
Monsenor Oscar Romero Charter School	94%	49%	32%	15%	46%	270/278