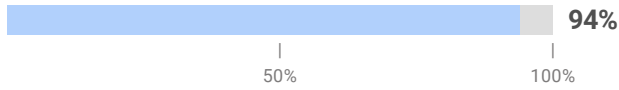


School Monsenor Oscar Romero Charter School
Subject Reading
Academic Year 2025 - 2026
Comparison Diagnostic Most Recent

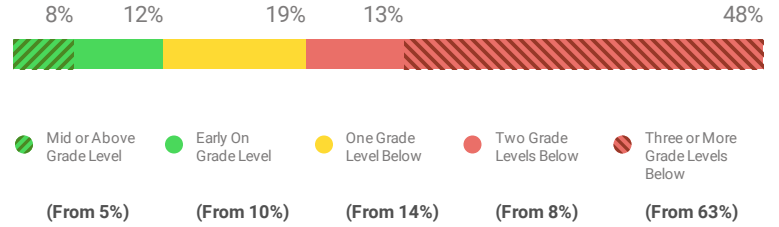
Students Assessed/Total: **270/278**

Progress to Annual Typical Growth (Median)

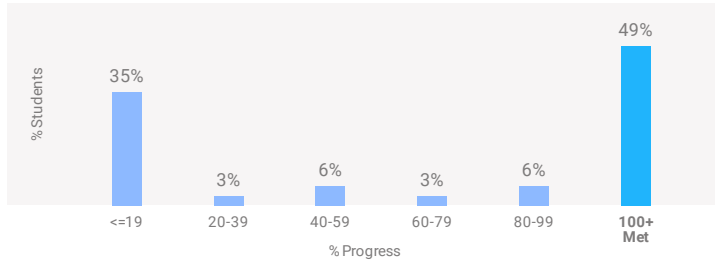


The median percent progress towards Typical Growth for this school is 94%. Typical Growth is the average annual growth for a student at their grade and baseline placement level.

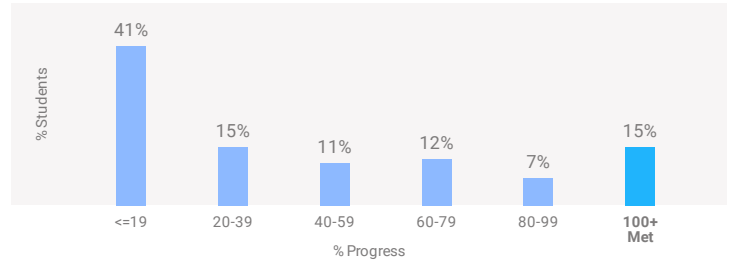
Current Placement Distribution



Distribution of Progress to Annual Typical Growth



Distribution of Progress to Annual Stretch Growth®



Choose to Show Results By

Grade

Showing 3 of 3

| Grade | Annual Typical Growth | | Annual Stretch Growth® | | % Students with Improved Placement | Students Assessed/Total |
|---------|-----------------------|-------|------------------------|-------|------------------------------------|-------------------------|
| | Progress (Median) | % Met | Progress (Median) | % Met | | |
| Grade 6 | 100% | 52% | 40% | 17% | 46% | 69/73 |
| Grade 7 | 38% | 37% | 13% | 9% | 36% | 108/111 |
| Grade 8 | 122% | 60% | 44% | 19% | 57% | 93/94 |