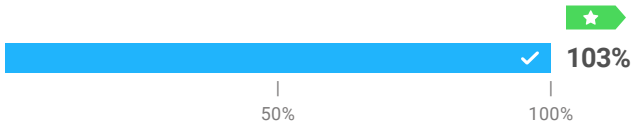


School: Bert Corona Charter Middle School
 Subject: Reading
 Academic Year: 2025 - 2026
 Comparison Diagnostic: Most Recent

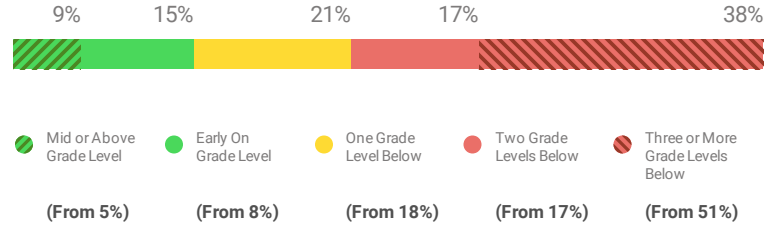
Students Assessed/Total: 336/347

Progress to Annual Typical Growth (Median)

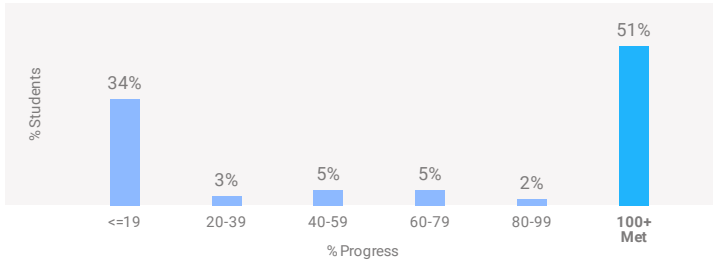


The median percent progress towards Typical Growth for this school is 103%. Typical Growth is the average annual growth for a student at their grade and baseline placement level.

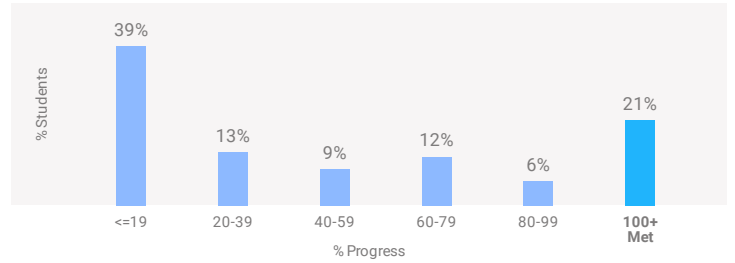
Current Placement Distribution



Distribution of Progress to Annual Typical Growth



Distribution of Progress to Annual Stretch Growth®



Choose to Show Results By

Grade

Showing 4 of 4

Grade	Annual Typical Growth		Annual Stretch Growth®		% Students with Improved Placement	Students Assessed/Total
	Progress (Median)	% Met	Progress (Median)	% Met		
Grade 5	65%	33%	28%	0%	50%	6/6
Grade 6	68%	46%	27%	23%	46%	112/115
Grade 7	159%	62%	54%	23%	62%	111/115
Grade 8	83%	47%	24%	18%	42%	107/111