

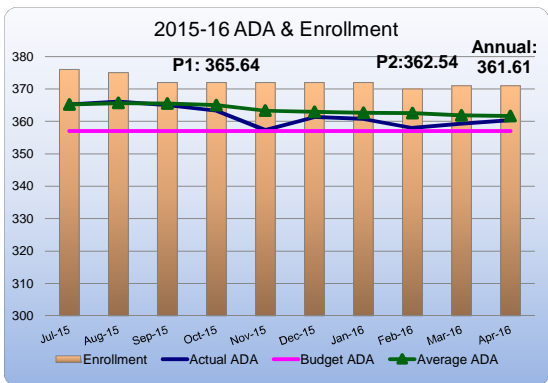
BERT CORONA CHARTER SCHOOL - Financial Dashboard (June 2016)

Key Performance Indicators

ADA vs. Budget ● Cash on Hand ●
 Net Income / (Loss) ● Year End Cash ●

KEY POINTS

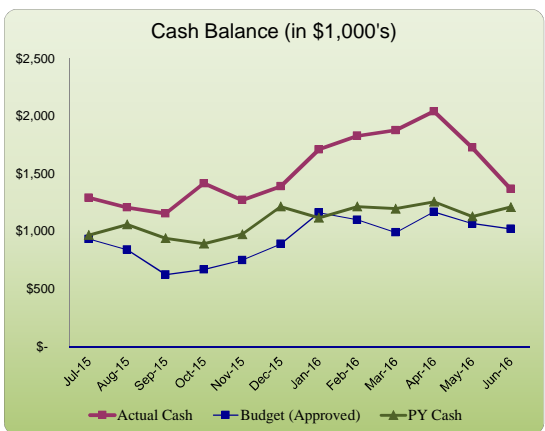
- P2 ADA is 362.54, Annual ADA is 361.61, and Unduplicated count of 88.49%
- Revenue is above budget by \$1,151K mainly due to additional FY14-15 SB740 revenue, receipt of Education Effectiveness funding and higher than budgeted GEAR UP and School Climate funding (\$700K)
- Expenses are lower than budget by \$749K. GEAR UP and School Climate grant expenses are projected to be at least \$700K more than budgeted by June 30th. Additional expense is offset additional Other Federal Revenue.
- Overall, net income is \$583K which is \$402K better than budget.
- Cash on hand at June 30th was \$1,367K which represents 19.3%.



Category	Actual through Month 10	Actual P2	Budgeted P2	Better/(Worse)	Prior Year P2
Enrollment	371	370	370	0	365
ADA %	97.2%	97.2%	96.5%	0.7%	97.5%
Average ADA	361.61	362.54	357.05	5.49	358.76

Category	Budget	Actual
Revenue	18,673	19,957
Revenue w/o Fundraising	18,645	21,484
Expense	18,166	19,957

INCOME STATEMENT	FY 15-16 YTD			FY 15-16 Actual				FY 15-16 Forecast without Federal grants					
	Actual YTD	Budget YTD	Variance B/(W)	Total Actual	% of Total	Total Budget	% of Total	Variance B/(W)	Total Actual	% of Total	Total Budget	% of Total	Variance B/(W)
LCFF	3,109,313	3,031,725	77,588	3,109,313	40%	3,031,725	45%	77,588	3,109,313	40%	3,031,725	45%	77,588
Federal Revenue	3,486,840	2,813,706	673,133	3,486,840	45%	2,813,706	42%	673,133	480,783	6%	492,396	7%	(11,613)
State Revenue	1,118,437	811,821	306,615	1,118,437	14%	811,821	12%	306,615	1,118,437	14%	811,821	12%	306,615
Other Local Revenue	74,093	0	74,093	74,093	1%	0	0%	74,093	74,093	1%	0	0%	74,093
Grants/Fundraising	29,828	10,000	19,828	29,828	0%	10,000	0%	19,828	29,828	0%	10,000	0%	19,828
TOTAL REVENUE	7,818,510	6,667,253	1,151,257	7,818,510		6,667,253		1,151,257	4,812,453		4,345,943		466,510
Certificated Salaries	1,017,680	1,174,137	156,457	1,017,680	14%	1,174,137	18%	156,457	946,172	13%	1,148,114	18%	201,942
Classified Salaries	598,748	534,654	(64,094)	598,748	8%	534,654	8%	(64,094)	553,969	8%	534,654	8%	(19,315)
Benefits	491,368	522,804	31,436	491,368	7%	522,804	8%	31,436	458,515	6%	504,789	8%	46,274
Student Supplies	976,092	692,698	(283,394)	976,092	13%	692,698	11%	(283,394)	630,612	9%	492,698	8%	(137,914)
Operating Expenses	3,497,512	2,910,424	(587,088)	3,497,512	48%	2,910,424	45%	(587,088)	970,226	13%	833,152	13%	(137,074)
Other	653,913	651,462	(2,451)	653,913	9%	651,462	10%	(2,451)	653,913	9%	651,462	10%	(2,451)
TOTAL EXPENSES	7,235,314	6,486,179	(749,135)	7,235,314		6,486,179		(749,135)	4,213,408		4,164,869		(48,540)
INCOME / (LOSS)	583,196	181,075	402,122	583,196		181,075		402,122	599,045		181,075		417,971



Actual	Budget	Variance
1,366,956	1,020,299	346,657

Balance Sheet	6/30/2015	5/31/2016	6/30/2016 Actual	Notes
Assets				
Cash	1,210,056	1,725,050	1,366,956	
Accounts Receivable	867,185	0	816,916	
Due From Others	(0)	0	2,773	
Other Assets	42,570	26,292	42,469	
Net Fixed Assets	652,689	624,609	734,336	
Total Assets	2,772,500	2,375,951	2,963,449	
Liabilities				
A/P & Payroll	534,829	16,440	190,876	
Due to Others	28,112	26,629	39,159	
Deferred Revenue	54,784	54,784	0	
Total Debt	6,400	2,755	1,844	
Total Liabilities	624,125	100,607	231,879	
Equity				
Beginning Fund Bal.	1,863,343	2,148,374	2,148,374	
Net Income/(Loss)	285,031	126,970	583,196	
Total Equity	2,148,374	2,275,344	2,731,571	
Total Liabilities & Equity	2,772,500	2,375,951	2,963,449	

Available Line of Credit				
Days Cash on Hand	96	93	71	> 45 days is good
Cash Reserve %	26%	26%	19%	



BERT CORONA CHARTER SCHOOL
Financial Analysis
June 2016

Net Income

BERT CORONA CHARTER SCHOOL has achieved a net income of \$583K in FY15-16 compared to \$181K in the board approved budget. Reasons for this positive \$402K variance are explained below in the Income Statement section of this analysis.

Balance Sheet

As of June 30, 2016, the school's cash balance was \$1,367K, which represents a 19.3% reserve.

As of December 31, 2015, the Accounts Receivable balance was \$817K, which represents revenue earned in FY15-16 earned revenue but not receive as June 30, 2016.

As of June 30, 2016, the Accounts Payable balance, including payroll liabilities, totaled \$191K, compared to \$16K in the prior month.

As of June 30, 2016, BCCS had a zero debt balance.

Income Statement

Revenue

Total revenue for FY15-16 is \$7,819K, which is \$1,151K or 17% over budgeted revenue of \$6,667K.

Object Code 8297 – Other Federal Revenue is above budget by \$685K due to additional expenses for GEAR UP and School Climate Grants of \$685K.

Object Code 8591 – SB 740 Revenue is above budget by \$208K due to under accrual for FY14-15 and additional expenses reimbursed in FY15-16. It is offset by higher Vendor Repair cost by \$47K.

Object Code 8599 – Other State Revenue is above budget by \$82K due to receipt of Educator Effectiveness grant (\$27K) and Prop 39 Clean Energy grant (\$55K).

Object Code 8690 – Other Local Revenue is above budget by \$52K due to receipt of Microsoft Vouchers and STEP grants from Option 3.

Expenses

Total expenses for FY15-16 are \$7,235K, which is \$749K or 12% over budgeted expenditures of \$6,486K.

Object Code 1110 and 2100 – Teacher salaries are lower than budgeted by \$209K while Instructional Aid salaries are higher than budget by \$38K due to reclassification of non-

This report will discuss revenue and expenditure variances from the Board-approved budget that are above \$20,000 and 10%.

certificated teachers to Object code 2100. Lower teacher salaries are offset by the higher cost for substitute services (Object 5851 - \$40K over budget)

Student Supplies – Student Supplies expense are higher than budgeted by \$137K additional computer purchases authorized by the board at the May board meeting.

Variations due to GEAR UP and School Climate changes –

Certificated Salaries - \$45K

Classified Salaries - \$45K

Employee Benefits - \$15K

Supplies - \$145K

Travel – \$55K

Field Trips – \$42K

Consultants - \$345K

ADA

Budgeted average ADA for FY15-16 is 357.05 based on an enrollment of 370 and a 96.5% attendance rate.

The forecast assumes an ADA of 362.54 based on an enrollment of 370 and a 97.2% attendance rate.

In Month 10, ADA was 360.32 with 371 students enrolled at the end of the month and a 97% ADA rate.

Average ADA for the year (through Month 10) is 361.61 (a 97.2% ADA rate for the year to date).

This report will discuss revenue and expenditure variances from the Board-approved budget that are above \$20,000 and 10%.

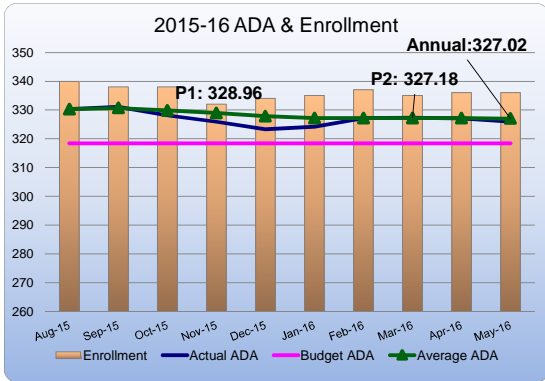
MONSEÑOR OSCAR ROMERO CHARTER SCHOOL - Financial Dashboard (June 2016)

Key Performance Indicators

- ADA vs. Budget ● Cash on Hand ●
- Net Income / (Loss) ● Year End Cash ●

KEY POINTS

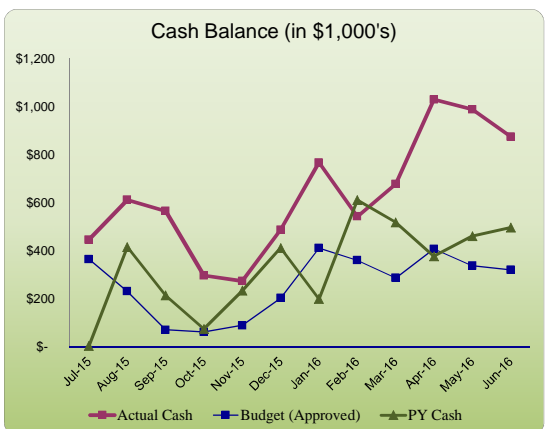
- P2 ADA is 327.18, Annual is 327.02 and Unduplicated count is 97.96%
- Revenue is above budget by \$161K.
- Expenses are below budget by \$171K.
- Overall, net income is \$452K which is \$332K higher than budget.
- Cash on hand at year-end was \$874K which represents 24.6% reserve.



ADA Analysis					
Category	Actual through Month 10	Actual P2	Budgeted P2	Better/(Worse)	Prior Year P2
Enrollment	336	335	330	5	312
ADA %	97.4%	97.4%	96.5%	0.9%	97.2%
Average ADA	327.02	327.18	318.45	8.73	301.68

Revenue & Expenses per ADA		
Category	Budget	Actual
Revenue	12,132	10,918
Revenue w/o Fundraising	12,085	12,270
Expense	11,755	10,918

INCOME STATEMENT	FY 15-16 YTD			FY 15-16 Actual					FY 14-15 Actual		FY 13-14 Actual	
	Actual YTD	Budget YTD	Variance B/(W)	Total Actual	% of Total	Total Budget	% of Total	Variance B/(W)	14-15	% of Total	13-14	% of Total
LCFF	2,853,836	2,780,990	72,846	2,853,836	71%	2,780,990	72%	72,846	2,273,172	66%	1,089,581	75%
Federal Revenue	519,686	484,633	35,053	519,686	13%	484,633	13%	35,053	482,999	14%	201,627	14%
State Revenue	587,041	568,196	18,845	587,041	15%	568,196	15%	18,845	592,525	17%	131,167	9%
Other Local Revenue	53,991	14,500	39,491	53,991	1%	14,500	0%	39,491	90,409	3%	3,983	0%
Grants/Fundraising	9,585	15,000	(5,415)	9,585	0%	15,000	0%	(5,415)	14,500	0%	30,000	2%
TOTAL REVENUE	4,024,140	3,863,319	160,821	4,024,140		3,863,319		160,821	3,453,605		1,456,359	
Certificated Salaries	956,919	1,019,627	62,708	956,919	27%	1,019,627	27%	62,708	942,337	29%	505,794	36%
Classified Salaries	527,426	545,127	17,701	527,426	15%	545,127	15%	17,701	404,835	13%	167,841	12%
Benefits	440,695	435,327	(5,368)	440,695	12%	435,327	12%	(5,368)	374,857	12%	130,128	9%
Student Supplies	462,042	478,772	16,730	462,042	13%	478,772	13%	16,730	423,163	13%	121,249	9%
Operating Expenses	733,504	794,497	60,993	733,504	21%	794,497	21%	60,993	697,806	22%	390,588	27%
Other	451,400	469,933	18,533	451,400	13%	469,933	13%	18,533	367,960	11%	108,334	8%
TOTAL EXPENSES	3,571,986	3,743,283	171,297	3,571,986		3,743,283		171,297	3,210,957		1,423,935	
INCOME / (LOSS)	452,153	120,035	332,118	452,153		120,035		332,118	242,648		32,424	



Y/E Cash Balance		
Actual	Budget	Variance
873,809	319,293	554,517

Balance Sheet	6/30/2015	5/31/2016	6/30/2016 Actual	Notes
Assets				
Cash	495,616	987,142	873,809	
Accounts Receivable	385,392	62,959	432,308	
Due From Others	51,333	364	16,422	
Other Assets	28,503	1,315	28,610	
Net Fixed Assets	1,460,177	1,471,192	1,489,468	
Total Assets	2,421,021	2,522,971	2,840,617	
Liabilities				
A/P & Payroll	103,826	15,975	143,949	
Due to Others	112,991	99,956	25,571	
Deferred Revenue	54,444	61,617	60,327	
Total Debt	704,139	704,139	712,996	
Total Liabilities	975,400	881,689	942,844	
Equity				
Beginning Fund Bal.	1,202,972	1,445,620	1,445,620	
Net Income/(Loss)	242,648	195,663	452,153	
Total Equity	1,445,620	1,641,282	1,897,773	
Total Liabilities & Equity	2,421,020	2,522,971	2,840,617	

Available Line of Credit				
Days Cash on Hand	57	99	90	> 45 days is good
Cash Reserve %	16%	27%	25%	



MONSEÑOR OSCAR ROMERO CHARTER SCHOOL
Financial Analysis
June 2016

Net Income

MONSEÑOR OSCAR ROMERO CHARTER SCHOOL has achieved a net income of \$452K in FY15-16 compared to \$120K in the board approved budget. Reasons for this positive \$332K variance are explained below in the Income Statement section of this analysis.

Balance Sheet

As of June 30, 2016, the school's cash balance was \$874K. By June 30, 2016, the school's cash balance is projected to be \$874K, which represents a 24.6% reserve.

As of June 30, 2016, the Accounts Receivable balance was \$432K, up from \$63K in the previous month, due to the FY6 revenue earned but not received as of 06/30/16.

As of June 30, 2016, the Accounts Payable balance, including payroll liabilities, totaled \$144K, compared to \$16K in the prior month.

As of June 30, 2016, MORCS had a debt balance of \$713K. The total amount of debt represents a portion of Prop 1D that will need to be repaid starting one year after the project is complete.

Income Statement

Revenue

Total revenue for FY15-16 is \$4,024K, which is \$161K or 4% over budgeted revenue of \$3,863K.

LCFF Revenue – LCFF revenue is higher than budgeted by \$73K due to higher ADA.

Federal Revenue – Federal revenue is higher than budgeted by \$37K due to higher Title I allocation and higher Nutrition Reimbursement rates.

Expenses

Total expenses for FY15-16 are \$3,572K, which is \$171K or 5% under budgeted expenditures of \$3,743K.

Object Code 4400 – Non-Capital Equipment is \$75K due to additional computer purchases authorized by the board at the last meeting.

Object Code 5620 – Rent cost is \$22K below budget based on the actual Prop 39 amount.

Object Code 5851 – Instructional Consultants cost is \$38K below budget due to reduction of ASES grant and lower SPED expenses.

This report will discuss revenue and expenditure variances from the Board-approved budget that are above \$12,000 and 10%.

ADA

Budgeted average ADA for FY15-16 is 318.45 based on an enrollment of 330 and a 96.5% attendance rate.

The forecast assumes an ADA of 327.18 based on an enrollment of 335 and a 97.4% attendance rate.

In Month 10, ADA was 325.89 with 336 students enrolled at the end of the month and a 97% ADA rate.

Average ADA for the year (through Month 10) is 327.02 (a 97.4% ADA rate for the year to date).

This report will discuss revenue and expenditure variances from the Board-approved budget that are above \$12,000 and 10%.

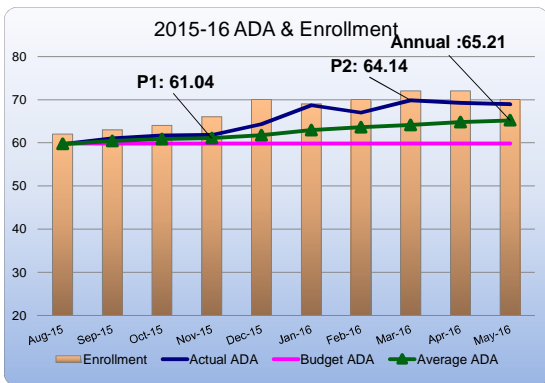
YPI Valley Public Charter School - Financial Dashboard (June 2016)

Key Performance Indicators

- ADA vs. Budget ● Cash on Hand ●
- Net Income / (Loss) ● Year End Cash ●

KEY POINTS

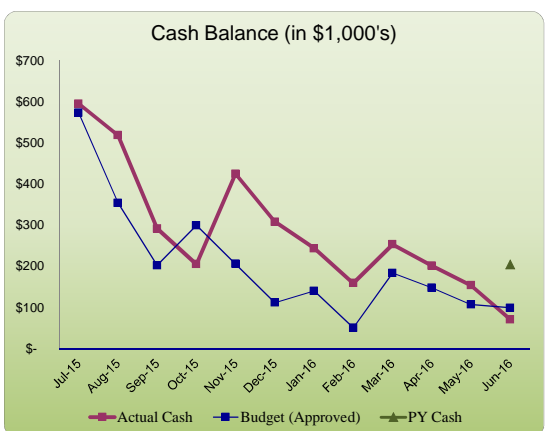
- P2 ADA is 64.14, Annual ADA is 65.21, and Unduplicated count of 90.63%*
- Revenue is higher than budget by \$78K.*
- Expenses are higher than budget by \$53K.*
- Overall, net income is \$165K which is \$25K better than budget.*
- Cash on hand at 06/30/16 was \$71K which represents a 5.1% reserve. Next year cash flow will require borrowing from Bert Corona during the first half of the year.*



ADA Analysis					
Category	Actual through Month 10	Actual P2	Budgeted P2	Better/(Worse)	Prior Year P2
Enrollment	70	72	63	9	N/A
ADA %	96.4%	96.6%	95.0%	1.6%	N/A
Average ADA	65.21	64.14	59.85	4.29	N/A

Revenue & Expenses per ADA		
Category	Budget	Actual
Revenue	24,787	21,774
Revenue w/o Fundraising	20,610	20,403
Expense	22,441	21,774

INCOME STATEMENT	FY 15-16 YTD			FY 15-16 Actual					FY 14-15 Actual	
	Actual YTD	Budget YTD	Variance B/(W)	Total Actual	% of Total	Total Budget	% of Total	Variance B/(W)	14-15	% of Total
LFFF	676,748	627,224	49,524	676,748	43%	627,224	42%	49,524	0	0%
Federal Revenue	572,345	553,371	18,974	572,345	37%	553,371	37%	18,974	51,622	100%
State Revenue	52,387	48,385	4,002	52,387	3%	48,385	3%	4,002	0	0%
Other Local Revenue	7,061	4,536	2,525	7,061	0%	4,536	0%	2,525	0	0%
Grants/Fundraising	253,098	250,000	3,098	253,098	16%	250,000	17%	3,098	0	0%
TOTAL REVENUE	1,561,639	1,483,517	78,122	1,561,639		1,483,517		78,122	51,622	
Certificated Salaries	357,546	435,868	78,322	357,546	26%	435,868	32%	78,322	31,453	49%
Classified Salaries	176,570	134,282	(42,288)	176,570	13%	134,282	10%	(42,288)	14,383	22%
Benefits	141,881	156,175	14,294	141,881	10%	156,175	12%	14,294	5,784	9%
Student Supplies	423,457	276,787	(146,670)	423,457	30%	276,787	21%	(146,670)	4,784	7%
Operating Expenses	200,968	235,988	35,020	200,968	14%	235,988	18%	35,020	8,357	13%
Other	96,050	103,986	7,937	96,050	7%	103,986	8%	7,937	22	0%
TOTAL EXPENSES	1,396,471	1,343,086	(53,386)	1,396,471		1,343,086		(53,386)	64,783	
INCOME / (LOSS)	165,168	140,431	24,736	165,168		140,431		24,736	(13,162)	



Y/E Cash Balance		
Actual	Budget	Variance
70,646	98,818	(28,171)

Balance Sheet	6/30/2015	5/31/2016	6/30/2016 Actual	Notes
Assets				
Cash	204,311	153,402	70,646	
Accounts Receivable	0	0	317,267	
Due From Others	(56)	(311)	(0)	
Other Assets	0	9,349	19,000	
Net Fixed Assets	1,301	63,902	67,904	
Total Assets	205,557	226,342	474,816	
Liabilities				
A/P & Payroll	17,215	5,611	109,152	
Due to Others	0	0	13,656	
Deferred Revenue	201,503	0	0	
Total Debt	0	200,002	200,002	
Total Liabilities	218,718	205,613	322,810	
Equity				
Beginning Fund Bal.	0	(13,162)	(13,162)	
Net Income/(Loss)	(13,162)	33,891	165,168	
Total Equity	(13,162)	20,730	152,006	
Total Liabilities & Equity	205,557	226,342	474,816	

Available Line of Credit			
Days Cash on Hand	1,152	43	19 > 45 days is good
Cash Reserve %	315%	12%	5%



YPI Valley Public Charter School Financial Analysis June 2016

Net Income

YPI Valley Public Charter School has achieved a net income of \$165K in FY15-16 compared to \$140K in the board approved budget. Reasons for this positive \$25K variance are explained below in the Income Statement section of this analysis.

Balance Sheet

As of June 30, 2016, the school's cash balance was \$71K, which represents a 5.1% reserve.

As of June 30, 2016, the Accounts Receivable balance was \$317K.

As of June 30, 2016, the Accounts Payable balance, including payroll liabilities, totaled \$109K, compared to \$6K in the prior month.

As of June 30, 2016, YPI VPCS had a debt balance of \$200K compared to \$200K in the prior month.

Income Statement

Revenue

Total revenue for FY15-16 is \$1,562K, which is \$78K or 5% over budgeted revenue of \$1,484K.

Expenses

Total expenses for FY15-16 are \$1,396K, which is \$53K or 4% over budgeted expenditures of \$1,343K.

Object Code 1110 and 2100 – Teacher salaries are lower than budgeted by \$107K while Instructional Aid salaries are higher than budget by \$48K due to reclassification of non-certificated teachers to Object code 2100

Supplies – Supplies expenditures are higher than budgeted by \$147K which is offset by lower expenses for Non-Instructional consultants of \$25K and Dues & Memberships of \$11K.

ADA

Budgeted average ADA for FY15-16 is 59.85 based on an enrollment of 63 and a 95.0% attendance rate.

The forecast assumes an ADA of 64.14 based on an enrollment of 72 and a 96.6% attendance rate.

In Month 10, ADA was 68.89 with 70 students enrolled at the end of the month and a 96% ADA rate.

This report will discuss revenue and expenditure variances from the Board-approved budget that are above \$8,000 and 10%.

Average ADA for the year (through Month 10) is 65.21 (a 96.4% ADA rate for the year to date).

This report will discuss revenue and expenditure variances from the Board-approved budget that are above \$8,000 and 10%.

**YPI Charter Schools
Check Register
From 6/1/2016 to 6/30/2016**

Vendor Name	Check Number	Effective Date	Transaction Description	Check Amount	MGT Code
BERT CORONA CHARTER SCHOOL	300906	6/6/2016	System Generated Check/Voucher	1,000,000.00	BC
WELLS FARGO	06/10/16 - ED	6/10/2016	R. DUENAS AUTOMATIC PAYMENT	4,515.49	BC
WELLS FARGO	06/10/16 - ED1	6/10/2016	Y. KING-BERG AUTOMATIC PAYMENT	6,843.78	BC
WELLS FARGO	06/28/16 - ED	6/28/2016	R. DUENAS AUTOMATIC PAYMENT	5,701.93	BC
WELLS FARGO	06/28/16 - ED1	6/28/2016	Y. KING-BERG AUTOMATIC PAYMENT	5,941.18	BC
WELLS FARGO	06/29/16 - ED	6/29/2016	R. DUENAS AUTOMATIC PAYMENT	5,838.88	BC
4PCTEHS, INC	302940	6/30/2016	System Generated Check/Voucher	1,500.00	BC
7 LAYER IT SOLUTIONS, INC.	302822	6/3/2016	System Generated Check/Voucher	548.80	BC
7 LAYER IT SOLUTIONS, INC.	302822	6/3/2016	System Generated Check/Voucher	89.60	HS
7 LAYER IT SOLUTIONS, INC.	302822	6/3/2016	System Generated Check/Voucher	481.60	OR
A G BUILDERS & DEVELOPMENT	302942	6/30/2016	System Generated Check/Voucher	4,450.00	BC
ADAM BRUNO	302949	6/30/2016	System Generated Check/Voucher	1,220.00	BC
ADAM BRUNO	302949	6/30/2016	System Generated Check/Voucher	600.00	HS
AFLAC WORLDWIDE HEAD QUARTERS	302823	6/3/2016	System Generated Check/Voucher	746.56	BC
AFLAC WORLDWIDE HEAD QUARTERS	302823	6/3/2016	System Generated Check/Voucher	579.14	CA
AFLAC WORLDWIDE HEAD QUARTERS	302823	6/3/2016	System Generated Check/Voucher	945.26	OR
AFLAC WORLDWIDE HEAD QUARTERS	302941	6/30/2016	System Generated Check/Voucher	34.63	HS
AFLAC WORLDWIDE HEAD QUARTERS	302941	6/30/2016	System Generated Check/Voucher	856.03	OR
AMERICANA CHARTER SERVICES	302824	6/3/2016	System Generated Check/Voucher	700.00	HS
ANGELICA PAREDES	302862	6/7/2016	System Generated Check/Voucher	500.00	OR
ANJELICA ALVAREZ	302863	6/15/2016	System Generated Check/Voucher	86.55	BC
ANTHONY AVELAR	302818	6/3/2016	System Generated Check/Voucher	229.00	BC
APPLE INC.	302894	6/23/2016	System Generated Check/Voucher	33,447.62	BC
APPLE INC.	302943	6/30/2016	System Generated Check/Voucher	52,754.01	BC
APPLE INC.	302943	6/30/2016	System Generated Check/Voucher	2,598.48	HS
APPLE INC.	302943	6/30/2016	System Generated Check/Voucher	33,447.62	OR
AQUARIUM OF THE PACIFIC	302895	6/23/2016	System Generated Check/Voucher	375.00	BC
AT&T	302864	6/15/2016	System Generated Check/Voucher	164.71	OR
AT&T MOBILITY	302825	6/3/2016	System Generated Check/Voucher	463.15	BC
AT&T MOBILITY	302825	6/3/2016	System Generated Check/Voucher	534.30	CA
AT&T MOBILITY	302825	6/3/2016	System Generated Check/Voucher	184.57	HS
AT&T MOBILITY	302825	6/3/2016	System Generated Check/Voucher	347.92	OR
BELLEVUE SCHOOL DISTRICT	302944	6/30/2016	System Generated Check/Voucher	850.00	HS
BESTWAY SANDWICHES INC	302881	6/15/2016	System Generated Check/Voucher	6,378.00	HS
BESTWAY SANDWICHES INC	302881	6/15/2016	System Generated Check/Voucher	13,585.85	OR
BESTWAY SANDWICHES INC	302925	6/23/2016	System Generated Check/Voucher	14,045.60	OR
BESTWAY SANDWICHES INC	302969	6/30/2016	System Generated Check/Voucher	16,911.15	BC
BETTER 4 YOU MEALS, INC.	302826	6/3/2016	System Generated Check/Voucher	19,155.27	BC
BETTER 4 YOU MEALS, INC.	302826	6/3/2016	System Generated Check/Voucher	3,967.26	HS
BETTER 4 YOU MEALS, INC.	302865	6/15/2016	System Generated Check/Voucher	18,308.80	OR
BETTER 4 YOU MEALS, INC.	302896	6/23/2016	System Generated Check/Voucher	4,111.30	HS
BETTER 4 YOU MEALS, INC.	302896	6/23/2016	System Generated Check/Voucher	18,179.86	OR
BETTER 4 YOU MEALS, INC.	302945	6/30/2016	System Generated Check/Voucher	20,133.69	BC
BROOKS TRANSPORTATION INC	302898	6/23/2016	System Generated Check/Voucher	350.00	BC
BROOKS TRANSPORTATION INC	302899	6/23/2016	System Generated Check/Voucher	2,500.00	BC
BROOKS TRANSPORTATION INC	302946	6/30/2016	System Generated Check/Voucher	350.00	BC
BROOKS TRANSPORTATION INC	302947	6/30/2016	System Generated Check/Voucher	350.00	BC
BROOKS TRANSPORTATION INC	302948	6/30/2016	System Generated Check/Voucher	350.00	BC
BUGS A TO Z PEST SERVICES INC	302827	6/3/2016	System Generated Check/Voucher	135.00	BC
C & M TOPSOIL, INC.	302939	6/29/2016	System Generated Check/Voucher	2,231.23	BC
CA DEPARTMENT OF EDUCATION	302901	6/23/2016	System Generated Check/Voucher	11,200.00	OR
CAL BLEND SOILS, INC.	302867	6/15/2016	System Generated Check/Voucher	801.15	BC
CDW GOVERNMENT, INC.	302902	6/23/2016	System Generated Check/Voucher	925.41	BC
CHARTER LIFE	302900	6/23/2016	System Generated Check/Voucher	25,276.85	BC
CHARTER LIFE	302900	6/23/2016	System Generated Check/Voucher	9,331.36	CA
CHARTER LIFE	302900	6/23/2016	System Generated Check/Voucher	7,955.80	HS
CHARTER LIFE	302900	6/23/2016	System Generated Check/Voucher	22,956.67	OR
CHARTER LIFE	302951	6/30/2016	System Generated Check/Voucher	20,641.66	BC
CHARTER LIFE	302951	6/30/2016	System Generated Check/Voucher	8,975.51	CA
CHARTER LIFE	302951	6/30/2016	System Generated Check/Voucher	9,571.50	HS
CHARTER LIFE	302951	6/30/2016	System Generated Check/Voucher	22,838.42	OR
CORE INNOVATE, INC.	302860	6/6/2016	System Generated Check/Voucher	1,000.00	BC
CORE INNOVATE, INC.	302952	6/30/2016	System Generated Check/Voucher	6,755.00	BC
DENYALE BROWN	302866	6/15/2016	System Generated Check/Voucher	73.00	OR
DIANA GAMEZ	302869	6/15/2016	System Generated Check/Voucher	346.08	BC
DIRECTED	302828	6/3/2016	System Generated Check/Voucher	8,977.00	BC
DIRECTED	302868	6/15/2016	System Generated Check/Voucher	3,766.33	BC
DIRECTED	302903	6/23/2016	System Generated Check/Voucher	3,617.00	BC
DIRECTED	302903	6/23/2016	System Generated Check/Voucher	2,030.00	HS
DIRECTED	302953	6/30/2016	System Generated Check/Voucher	1,168.00	HS
DOWNTOWN MINI WAREHOUSE, LLP	302829	6/3/2016	System Generated Check/Voucher	350.00	OR
DOWNTOWN MINI WAREHOUSE, LLP	302904	6/23/2016	System Generated Check/Voucher	350.00	OR
EDUCATION PIONEERS	302955	6/30/2016	System Generated Check/Voucher	3,500.00	BC
ERICK GUZMAN	302909	6/23/2016	System Generated Check/Voucher	12.00	BC
EXED	302813	6/1/2016	System Generated Check/Voucher	17,426.36	CA
EXED	302956	6/30/2016	System Generated Check/Voucher	17,387.28	CA
FIRST STUDENT, INC.	302905	6/23/2016	System Generated Check/Voucher	15,212.00	OR
FRANCISCO TOPETE	302848	6/3/2016	System Generated Check/Voucher	1,180.00	BC
FRANCISCO TOPETE	302884	6/15/2016	System Generated Check/Voucher	1,056.00	BC
FRANCISCO TOPETE	302933	6/23/2016	System Generated Check/Voucher	1,083.50	BC

**YPI Charter Schools
Check Register
From 6/1/2016 to 6/30/2016**

Vendor Name	Check Number	Effective Date	Transaction Description	Check Amount	MGT Code
FREDDY ZEPEDA	302856	6/3/2016	System Generated Check/Voucher	483.99	OR
FRONTIER	302830	6/3/2016	System Generated Check/Voucher	209.56	BC
FRONTIER	302906	6/23/2016	System Generated Check/Voucher	209.04	BC
GREEN ECONOMIE	302938	6/24/2016	System Generated Check/Voucher	117,088.30	BC
GREEN WORKS DEVELOPMENT	302908	6/23/2016	System Generated Check/Voucher	1,551.00	BC
GREEN WORKS DEVELOPMENT	302937	6/24/2016	System Generated Check/Voucher	4,061.00	BC
GREEN WORKS DEVELOPMENT	302957	6/30/2016	System Generated Check/Voucher	4,700.00	BC
HD SUPPLY FACILITIES MAINTENANCE, LTD.	302831	6/3/2016	System Generated Check/Voucher	22.62	BC
HD SUPPLY FACILITIES MAINTENANCE, LTD.	302870	6/15/2016	System Generated Check/Voucher	47.61	BC
HOME DEPOT CREDIT SERVICES	302832	6/3/2016	System Generated Check/Voucher	640.96	BC
HOME DEPOT CREDIT SERVICES	302832	6/3/2016	System Generated Check/Voucher	89.65	HS
HOME DEPOT CREDIT SERVICES	302832	6/3/2016	System Generated Check/Voucher	67.27	OR
HOME DEPOT CREDIT SERVICES	302871	6/15/2016	System Generated Check/Voucher	311.05	BC
HOME DEPOT CREDIT SERVICES	302871	6/15/2016	System Generated Check/Voucher	65.60	HS
HOME DEPOT CREDIT SERVICES	302871	6/15/2016	System Generated Check/Voucher	70.57	OR
HOME DEPOT CREDIT SERVICES	302958	6/30/2016	System Generated Check/Voucher	409.24	BC
IMPACT CANINE SOLUTIONS	302872	6/15/2016	System Generated Check/Voucher	180.00	BC
ING	302814	6/1/2016	System Generated Check/Voucher	162.00	BC
ING	302814	6/1/2016	System Generated Check/Voucher	150.00	OR
ING	302873	6/15/2016	System Generated Check/Voucher	412.00	BC
ING	302873	6/15/2016	System Generated Check/Voucher	150.00	OR
ING	302959	6/30/2016	System Generated Check/Voucher	162.00	BC
ING	302959	6/30/2016	System Generated Check/Voucher	150.00	OR
INSTITUTE FOR EXCELLENCE IN WRITING	302833	6/3/2016	System Generated Check/Voucher	3,020.00	OR
ITSAVVY LLC	302874	6/15/2016	System Generated Check/Voucher	2,062.76	BC
ITSAVVY LLC	302910	6/23/2016	System Generated Check/Voucher	2,578.45	OR
ITSAVVY LLC	302960	6/30/2016	System Generated Check/Voucher	1,518.37	BC
ITSAVVY LLC	302960	6/30/2016	System Generated Check/Voucher	24,424.10	HS
J.A.C.C	302911	6/23/2016	System Generated Check/Voucher	8,500.00	BC
JAQUELINE MORA	302819	6/3/2016	System Generated Check/Voucher	229.00	BC
JENNIFER I. OBANDO-SALGUERO	302877	6/15/2016	System Generated Check/Voucher	800.00	BC
JENNIFER I. OBANDO-SALGUERO	302877	6/15/2016	System Generated Check/Voucher	1,000.00	HS
JENNIFER I. OBANDO-SALGUERO	302877	6/15/2016	System Generated Check/Voucher	1,700.00	OR
JULIAN TREVES	302885	6/15/2016	System Generated Check/Voucher	3,000.00	CA
KELLY PAPER	302834	6/3/2016	System Generated Check/Voucher	714.35	BC
KELLY PAPER	302875	6/15/2016	System Generated Check/Voucher	444.32	OR
KELLY PAPER	302912	6/23/2016	System Generated Check/Voucher	226.15	BC
KEVIN MYERS	302963	6/30/2016	System Generated Check/Voucher	41.23	BC
KEVIN MYERS	302963	6/30/2016	System Generated Check/Voucher	36.57	OR
KIRK TAKEYAMA	302883	6/15/2016	System Generated Check/Voucher	56.63	BC
KIRK TAKEYAMA	302929	6/23/2016	System Generated Check/Voucher	115.53	BC
LA DEPT. OF WATER AND POWER	302835	6/3/2016	System Generated Check/Voucher	3,175.98	BC
LA DEPT. OF WATER AND POWER	302836	6/3/2016	System Generated Check/Voucher	1,369.96	BC
LA DEPT. OF WATER AND POWER	302913	6/23/2016	System Generated Check/Voucher	1,022.68	BC
LA DEPT. OF WATER AND POWER	302914	6/23/2016	System Generated Check/Voucher	3,551.64	BC
LAKESHORE LEARNING MATERIALS	302876	6/15/2016	System Generated Check/Voucher	61.45	BC
LORENCE SIMONSEN	302971	6/30/2016	System Generated Check/Voucher	302.20	HS
LOS ANGELES BATTLESHIP USS IOWA MUSEUM	302815	6/1/2016	System Generated Check/Voucher	920.00	BC
LOS ANGELES COUNTY OFFICE OF EDUCATION	06/30/16 - STRS	6/30/2016	06/16 - FY15/16 - STRS PAYMENT	14,272.24	BC
LOS ANGELES COUNTY OFFICE OF EDUCATION	06/30/16 - STRS	6/30/2016	06/16 - FY15/16 - STRS PAYMENT	4,938.72	CA
LOS ANGELES COUNTY OFFICE OF EDUCATION	06/30/16 - STRS	6/30/2016	06/16 - FY15/16 - STRS PAYMENT	6,422.14	HS
LOS ANGELES COUNTY OFFICE OF EDUCATION	06/30/16 - STRS	6/30/2016	06/16 - FY15/16 - STRS PAYMENT	20,683.31	OR
LOS ANGELES UNIFIED SCHOOL DISTRICT	302889	6/17/2016	System Generated Check/Voucher	5,006.84	BC
LUIS AYALA	302890	6/20/2016	System Generated Check/Voucher	700.00	BC
MAC TO SCHOOL	302961	6/30/2016	System Generated Check/Voucher	65,269.20	BC
MAC TO SCHOOL	302961	6/30/2016	System Generated Check/Voucher	19,414.08	HS
MAJOR METROPOLITAN SECURITY	302837	6/3/2016	System Generated Check/Voucher	260.00	BC
MAJOR METROPOLITAN SECURITY	302915	6/23/2016	System Generated Check/Voucher	505.00	BC
MANUEL ZAVALA ALVAREA	302962	6/30/2016	System Generated Check/Voucher	88.60	HS
MASERGY CLOUD COMMUNICATIONS, INC	302897	6/23/2016	System Generated Check/Voucher	284.09	BC
MASERGY CLOUD COMMUNICATIONS, INC	302897	6/23/2016	System Generated Check/Voucher	28.53	HS
MASERGY CLOUD COMMUNICATIONS, INC	302897	6/23/2016	System Generated Check/Voucher	359.07	OR
MCCALLA COMPANY	302838	6/3/2016	System Generated Check/Voucher	44.25	BC
MEDIEVAL TIMES	302888	6/15/2016	System Generated Check/Voucher	1,131.25	BC
METROENG ELECTRIC SERVICE	302891	6/20/2016	System Generated Check/Voucher	4,816.00	CA
MIKE CRASE	302857	6/3/2016	System Generated Check/Voucher	118.60	BC
MIKE CRASE	302858	6/3/2016	System Generated Check/Voucher	5,884.78	BC
MIKE CRASE	302859	6/3/2016	System Generated Check/Voucher	1,382.56	BC
NCCEP	302892	6/21/2016	System Generated Check/Voucher	26,659.00	BC
NEOFUNDS BY NEOPOST	302839	6/3/2016	System Generated Check/Voucher	100.00	BC
NEOFUNDS BY NEOPOST	302839	6/3/2016	System Generated Check/Voucher	208.46	OR
OFFICE 360	302820	6/3/2016	System Generated Check/Voucher	87.18	BC
OFFICE 360	302840	6/3/2016	System Generated Check/Voucher	108.98	BC
OFFICE 360	302919	6/23/2016	System Generated Check/Voucher	11,120.49	BC
OFFICE 360	302965	6/30/2016	System Generated Check/Voucher	7,673.87	BC
OPPENHEIMERFUNDS SERVICES	302816	6/1/2016	System Generated Check/Voucher	50.00	BC
OPPENHEIMERFUNDS SERVICES	302816	6/1/2016	System Generated Check/Voucher	125.00	CA
OPPENHEIMERFUNDS SERVICES	302816	6/1/2016	System Generated Check/Voucher	50.00	OR
OPPENHEIMERFUNDS SERVICES	302878	6/15/2016	System Generated Check/Voucher	50.00	BC
OPPENHEIMERFUNDS SERVICES	302878	6/15/2016	System Generated Check/Voucher	125.00	CA
OPPENHEIMERFUNDS SERVICES	302878	6/15/2016	System Generated Check/Voucher	50.00	OR

**YPI Charter Schools
Check Register
From 6/1/2016 to 6/30/2016**

Vendor Name	Check Number	Effective Date	Transaction Description	Check Amount	MGT Code
OPPENHEIMERFUNDS SERVICES	302966	6/30/2016	System Generated Check/Voucher	50.00	BC
OPPENHEIMERFUNDS SERVICES	302966	6/30/2016	System Generated Check/Voucher	125.00	CA
OPPENHEIMERFUNDS SERVICES	302966	6/30/2016	System Generated Check/Voucher	50.00	OR
PACIFIC CHARTER SCHOOL DEVELOPMENT, INC	302920	6/23/2016	System Generated Check/Voucher	31.93	OR
PDU - PLASTIC DRESS UP	302967	6/30/2016	System Generated Check/Voucher	82.50	BC
PDU - PLASTIC DRESS UP	302967	6/30/2016	System Generated Check/Voucher	82.50	OR
PRN NURSING CONSULTANTS	302879	6/15/2016	System Generated Check/Voucher	280.00	BC
PRN NURSING CONSULTANTS	302879	6/15/2016	System Generated Check/Voucher	220.00	HS
PRN NURSING CONSULTANTS	302879	6/15/2016	System Generated Check/Voucher	440.00	OR
PRN NURSING CONSULTANTS	302921	6/23/2016	System Generated Check/Voucher	500.00	BC
PUC NATIONAL	302922	6/23/2016	System Generated Check/Voucher	13,500.00	BC
PURE WATER OF LA	302841	6/3/2016	System Generated Check/Voucher	76.30	BC
PURE WATER OF LA	302923	6/23/2016	System Generated Check/Voucher	76.30	BC
RAPHAEL MUNAVU	302916	6/23/2016	System Generated Check/Voucher	12.00	BC
RELIASTAR LIFE INSURANCE COMPANY	302817	6/1/2016	System Generated Check/Voucher	125.00	CA
RELIASTAR LIFE INSURANCE COMPANY	302880	6/15/2016	System Generated Check/Voucher	125.00	CA
RELIASTAR LIFE INSURANCE COMPANY	302968	6/30/2016	System Generated Check/Voucher	125.00	CA
REPRO-GRAPHIC SUPPLY	302924	6/23/2016	System Generated Check/Voucher	66.44	BC
REPUBLIC SERVICES #902	302893	6/23/2016	System Generated Check/Voucher	1,459.52	BC
RICK BOSHAE	302887	6/15/2016	System Generated Check/Voucher	604.63	BC
RITA FUNK	302907	6/23/2016	System Generated Check/Voucher	143.52	BC
RITA FUNK	302907	6/23/2016	System Generated Check/Voucher	210.94	OR
RUBEN DUENAS	302954	6/30/2016	System Generated Check/Voucher	229.00	BC
RYAN BRADFORD	302861	6/7/2016	System Generated Check/Voucher	500.00	OR
SANTA BARBARA ZOO	302886	6/15/2016	System Generated Check/Voucher	900.00	BC
SCHOOL MATE	302842	6/3/2016	System Generated Check/Voucher	334.98	BC
SCHOOL MATE	302842	6/3/2016	System Generated Check/Voucher	139.16	HS
SCHOOL MATE	302842	6/3/2016	System Generated Check/Voucher	211.61	OR
SCHOOL OUTFITTERS	302970	6/30/2016	System Generated Check/Voucher	1,607.06	HS
SCHOOL SPECIALTY, INC.	302821	6/3/2016	System Generated Check/Voucher	9,230.52	BC
SCIENTIA GROUP LLC	302926	6/23/2016	System Generated Check/Voucher	1,655.19	BC
SOCAL OFFICE TECHNOLOGIES, INC	302843	6/3/2016	System Generated Check/Voucher	6,744.09	BC
SOCAL OFFICE TECHNOLOGIES, INC	302843	6/3/2016	System Generated Check/Voucher	404.05	OR
SOCAL OFFICE TECHNOLOGIES, INC	302927	6/23/2016	System Generated Check/Voucher	404.05	BC
SOCAL OFFICE TECHNOLOGIES, INC	302927	6/23/2016	System Generated Check/Voucher	404.04	OR
SOCAL OFFICE TECHNOLOGIES, INC	302972	6/30/2016	System Generated Check/Voucher	788.56	HS
SOUTHWINDS TRANSPORTATION	302928	6/23/2016	System Generated Check/Voucher	420.60	BC
Sparkletts	302882	6/15/2016	System Generated Check/Voucher	191.99	OR
STONEWARE, INC.	302973	6/30/2016	System Generated Check/Voucher	3,196.00	OR
STOVER SEED COMPANY	302844	6/3/2016	System Generated Check/Voucher	1,119.97	BC
SUCCESS FOR ALL FOUNDATION, INC.	302845	6/3/2016	System Generated Check/Voucher	7,350.00	BC
SUSAN C. CASTRELLON	302950	6/30/2016	System Generated Check/Voucher	389.35	HS
T-MOBILE	302974	6/30/2016	System Generated Check/Voucher	245.99	BC
TEACHERS ON RESERVE	302846	6/3/2016	System Generated Check/Voucher	944.09	OR
TEACHERS ON RESERVE	302930	6/23/2016	System Generated Check/Voucher	555.18	OR
THE UNUSUAL SUSPECTS THEATRE COMPANY	302931	6/23/2016	System Generated Check/Voucher	20,000.00	BC
TIME WARNER CABLE	302847	6/3/2016	System Generated Check/Voucher	942.81	CA
TIME WARNER CABLE	302932	6/23/2016	System Generated Check/Voucher	942.81	CA
TOTAL EDUCATION SOLUTIONS	302849	6/3/2016	System Generated Check/Voucher	1,822.50	BC
TOTAL EDUCATION SOLUTIONS	302975	6/30/2016	System Generated Check/Voucher	2,026.25	BC
TOTAL EDUCATION SOLUTIONS	302975	6/30/2016	System Generated Check/Voucher	616.25	HS
TPR EDUCATION LLC/THE PRINCETON REVIEW	302976	6/30/2016	System Generated Check/Voucher	31,500.00	BC
UNUM	302850	6/3/2016	System Generated Check/Voucher	181.80	BC
UNUM	302850	6/3/2016	System Generated Check/Voucher	335.60	CA
UNUM	302850	6/3/2016	System Generated Check/Voucher	57.10	OR
UNUM	302934	6/23/2016	System Generated Check/Voucher	183.80	BC
UNUM	302934	6/23/2016	System Generated Check/Voucher	432.10	CA
UNUM	302934	6/23/2016	System Generated Check/Voucher	57.40	OR
UNUM	302977	6/30/2016	System Generated Check/Voucher	173.14	BC
UNUM	302977	6/30/2016	System Generated Check/Voucher	71.79	CA
UNUM	302977	6/30/2016	System Generated Check/Voucher	79.01	HS
UNUM	302977	6/30/2016	System Generated Check/Voucher	218.42	OR
VICENTI LLOYD STUTZMAN LLP	302851	6/3/2016	System Generated Check/Voucher	3,000.00	CA
WAXIE SANITARY SUPPLY	302852	6/3/2016	System Generated Check/Voucher	379.37	BC
XEROX CORPORATION	302853	6/3/2016	System Generated Check/Voucher	2,010.89	OR
XEROX CORPORATION	302935	6/23/2016	System Generated Check/Voucher	1,133.43	OR
XEROX FINANCIAL SERVICES	302854	6/3/2016	System Generated Check/Voucher	1,449.63	BC
XEROX FINANCIAL SERVICES	302978	6/30/2016	System Generated Check/Voucher	1,449.63	BC
XEROX FINANCIAL SERVICES	302978	6/30/2016	System Generated Check/Voucher	1,307.05	HS
YPI	302855	6/3/2016	System Generated Check/Voucher	192,530.58	BC
YPI	302855	6/3/2016	System Generated Check/Voucher	14,436.50	OR
YPI	302936	6/23/2016	System Generated Check/Voucher	180,142.03	BC
YPI	302979	6/30/2016	System Generated Check/Voucher	100,000.00	BC

Report Total

2,538,496.72