

Charter School Data - LAUSD

The Los Angeles Unified School District (LAUSD) is home to the strongest performing charter school network in California, and perhaps in the nation. All charter schools are public, tuition-free and serve all students.

Overview of Charter Schools in LAUSD

- Number of charter schools: 285
- Number of students enrolled in charter schools: 143,187
- Charter public school students represent 22% of the total number of public school students in LAUSD
- Of the 285 charter schools in LAUSD: 231 Autonomous | 81 Co-located
- Number of students on wait lists for LAUSD charter schools: 36,300

Student Demographics

Despite myths that suggest otherwise, the student population at charter schools in LAUSD is highly diverse. Student demographics at autonomous charter schools are as follows:

- **Latino:** 73%
- **Caucasian:** 7%
- **African American:** 12%
- **Asian:** 2%

(Above data from 2013-2014 is the most current available)

- **Low-Income Students** (free & reduced lunch): 78%
- **English Language Learners:** 33%
- **Students with Special Needs:** 10%

(Above data from 2012-2013 is the most current available)

Types of Charter Schools

Autonomous

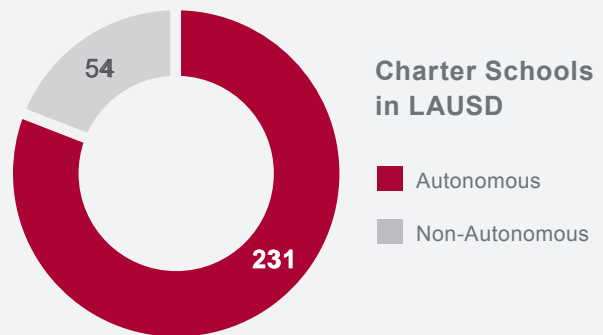
a.k.a. Independent or Non-Affiliated

Schools that appoint their board of directors, do not use the local school district's collective bargaining agreement, are directly funded and are likely to be incorporated as a 501(c)3.

Non-Autonomous


a.k.a. Dependent or Affiliated

Schools that either have the majority of their board of directors appointed by their authorizer or are under a school district's collective bargaining agreement, are indirectly funded, and are not incorporated as a 501(c)3.




Some autonomous schools are also co-located. A co-located charter school shares a campus with a traditional school. In a few cases, charter schools are co-located with other charter schools.

LAUSD Demographics 2013-2014



LAUSD Students in Poverty 2013-2014



Learning Time

In 2014, Stanford University’s Center for Research on Educational Outcomes (CREDO) conducted the first comprehensive analysis of charter schools in LAUSD. It found that charter school students gain significantly more learning time than their peers in traditional schools.

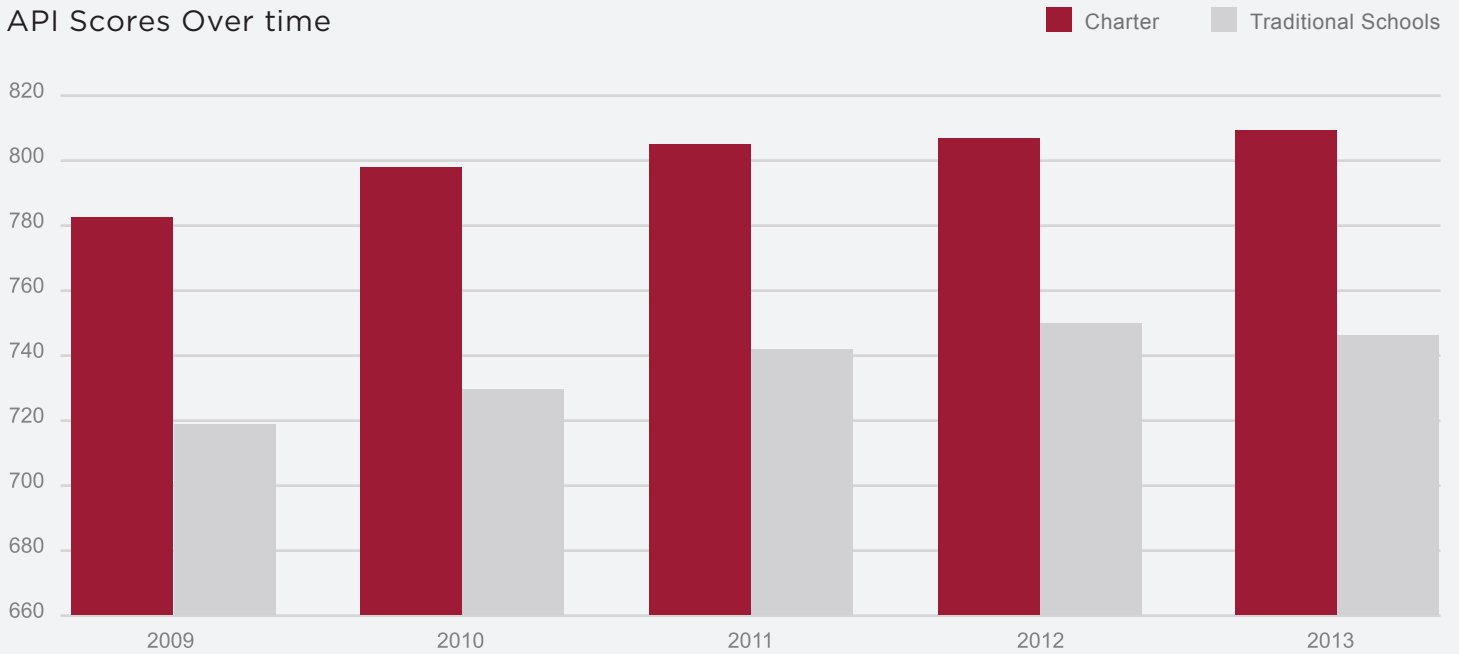
- **Charter school students gain 79 more days of learning than their traditional school peers** in math, as well as 50 additional days of learning in reading.
- **Latino students gain 72 more days of learning** in math and 43 extra days in reading.
- **Latino students in poverty gain 115 additional days of learning** in math and 58 additional days in reading.
- **African American students gain 14 extra days of learning** in both reading and math.
- **African American students in poverty gain 58 additional days of learning** in math and 36 additional days in reading.

Academic Performance

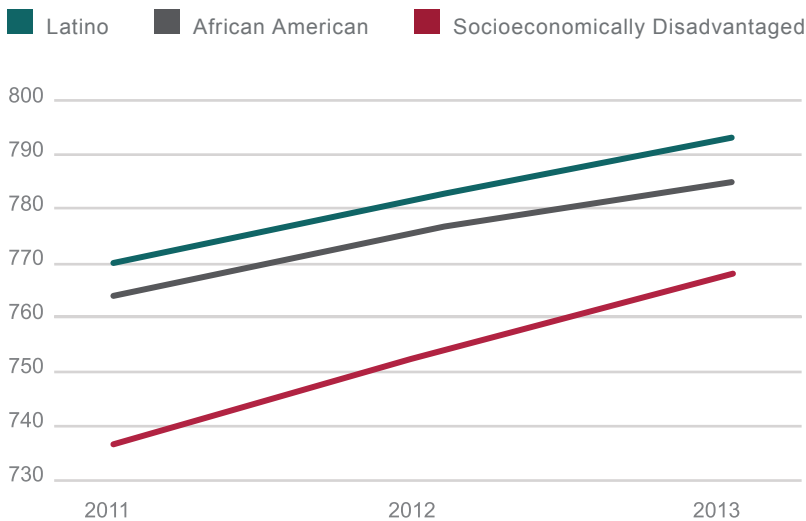
Academic performance at charter schools in LAUSD surpasses performance at traditional schools:

- The average API score of charter schools is 808, compared to an average API of 745 at traditional schools.
- Academic performance of charter schools has increased every year since 2009.

API Scores Over time



Student Subgroup API Scores Over Time



Performance by Latino, African American and low-income students at charter schools has increased steadily for the past three years.

Percent Proficient

	Math			ELA		
	2011	2012	2013	2011	2012	2013
Latino	56	57	60	51	52	54
African American	45	47	52	49	51	53
Socioeconomically Disadvantaged	54	55	58	51	51	53

College Readiness

College readiness is one of the most powerful measures of academic success.

- By the time they've graduated, **students at charter schools are nearly 4 times more likely to have completed courses needed for college admission** than students at traditional schools.
- This is particularly true for Latino and African American students, as shown in the chart below:

College-Readiness Among LAUSD High School Graduates

