



YPI CHARTER SCHOOLS, INC

February 6, 2023

TO: YPI Charter School,
Inc. Board of
Directors

FROM: Yvette
King-Berg
Executive
Director

SUBJECT: Instructional Update & YPICS MS iReady Mid-Year 2023 Growth Reports

BACKGROUND

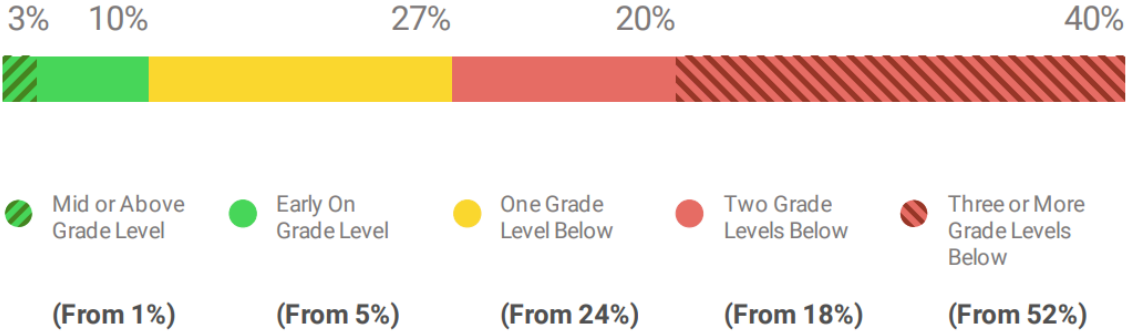
Each Year YPI Charter Schools (YPICS) engage in an assessment cycle that includes administrating system-wide benchmark assessments on all three campuses. This update aims to track where the schools are academically and ensure that data to drive instruction is consistently implemented with intentionality. On January 9th, all YPICS schools reviewed the data from either NWEA Maps (HS) or iReady (MS). Teachers reflected upon this by looking at trends and outliers to determine and set new goals and opportunities for student data chats during the first two weeks in January. After the data chats, teachers created new action plans for the spring. Study Halls and Acceleration time during the school day or before or after school to address some learning gaps. Class trackers and individual student trackers were adjusted to ensure that data was shared consistently with students. These data sets are shared with parents during SAC meetings and Coffee with the Executive Directors Meetings.

ANALYSIS

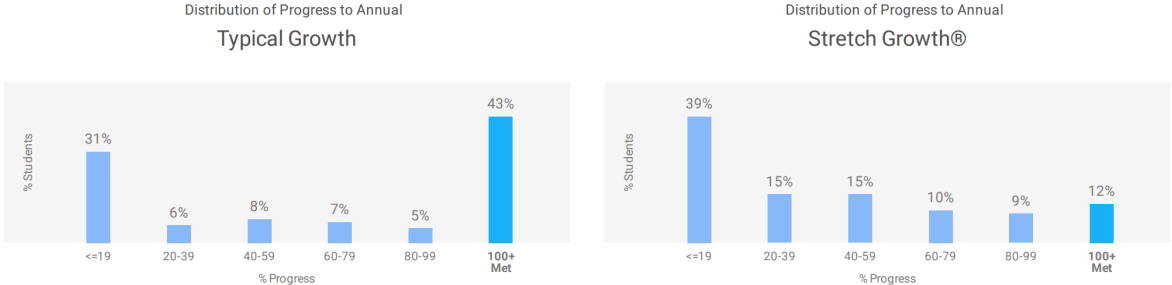
High School-NWEA MAPs:
See 02/06/2023 COO Report.

Middle School Math:

Current Placement Distribution



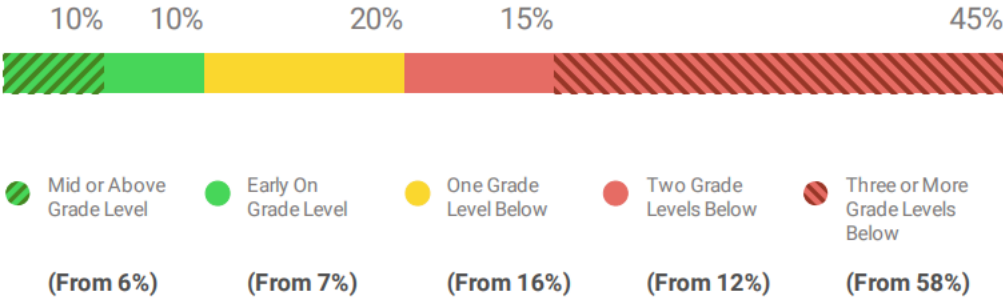
At the beginning of the year 52% of students scored in the three years or more below grade level placement. Midyear only 40% of students scored in the three years or more below grade level placement. During the same period, we began the year with only 6% from Early-on grade level to met grade level and above. Midyear 40% of students placed at the same levels.



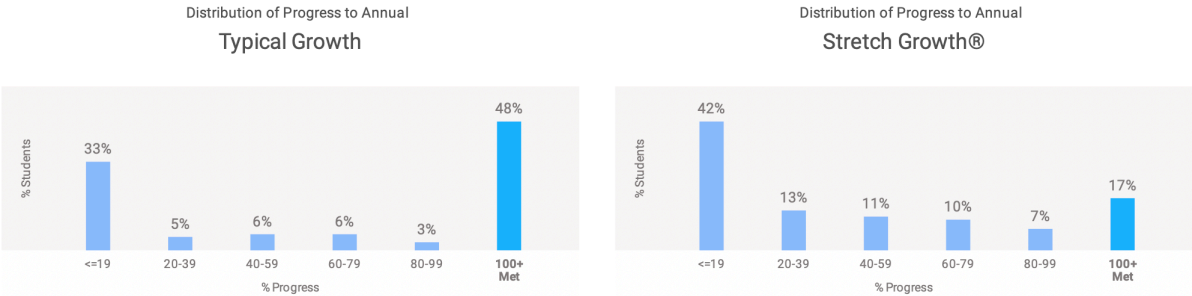
43% of all YPICS scholars have met the Typical Growth goal. This means that these students made a years growth in one semester. The schools are well on their way to meeting the 51% growth metric used to define growth and impact of a sound educational program. YPICS teachers and leaders are working toward 51% and pushing beyond. We are also celebrating the **12% of students who have met their stretch goal** (two or more years of grade level growth). Meeting this success metric at midyear puts the schools in a great position to achieve at minimum the 51% threshold for each school in Math. Our goal; everyone moving at least one grade band this year, or more. The YPICS Math Team is doing a great job of growing our student’s learning.

Middle School Reading:

Current Placement Distribution



At the beginning of the year 58% of students scored in the three years or more below grade level placement. Midyear only 45% of students scored in the three years or more below grade level placement. During the same period, we began the year with only 13% from Early-on grade level to met grade level and above. Midyear 50% of students placed at the same levels.



48% of all YPICS scholars have met the Typical Growth goal. This means that these students made a years growth in one semester. The schools are well on their way to meeting the 51% growth metric used to define growth and impact of a sound educational program. YPICS teachers and leaders are working toward 51% and pushing beyond. We are also celebrating the **17% of students who have met their stretch goal** (two or more years of grade level growth). Meeting this success metric at midyear puts the schools in a great position to achieve at minimum the 51% threshold for each school in Math. Our goal; everyone moving at least one grade band this year, or more. The YPICS ELA Team is doing a great job of growing our student’s learning.

The systemwide action plan: Track to ensure that each grade level is meeting the 51% or more typical growth goal second semester.

RECOMMENDATION

This item is information only. No action needed.