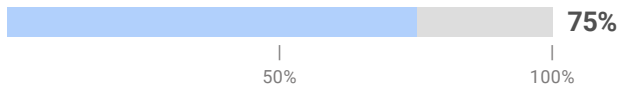


School: All Schools
 Subject: Math
 Academic Year: 2022 - 2023
 Comparison Diagnostic: Most Recent

Students Assessed/Total: 593/610

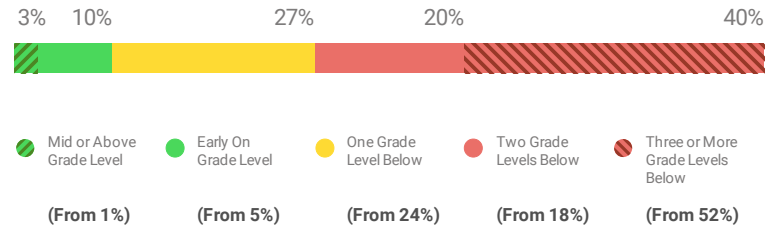
Progress to Annual Typical Growth (Median)



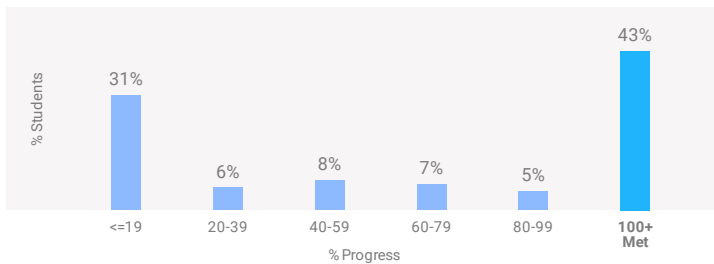
The median percent progress towards Typical Growth for this school is 75%. Typical Growth is the average annual growth for a student at their grade and baseline placement level.

[Learn More About Growth](#)

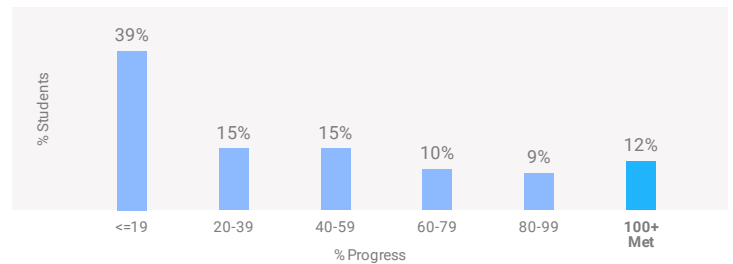
Current Placement Distribution



Distribution of Progress to Annual Typical Growth



Distribution of Progress to Annual Stretch Growth®



Choose to Show Results By

School

Showing 2 of 2

School	Annual Typical Growth		Annual Stretch Growth®		% Students with Improved Placement	Students Assessed/Total
	Progress (Median)	% Met	Progress (Median)	% Met		
Bert Corona Charter Middle School	75%	48%	40%	13%	52%	319/330
Monsenor Oscar Romero Charter School	62%	37%	29%	9%	45%	274/280

