

BCCS Executive Administrator Report

December 5, 2022

The mission of the YPI Charter Schools (YPICS) is to prepare students for academic success in high school, as well as post-secondary education; prepare students to be responsible and active participants in their community, and enable students to become life-long learners. Students at YPI Charter Schools will become active citizens who characterize the ideals of a diverse and democratic society. Students will provide service to their community, take responsibility for their own learning, and develop the habits of mind and body that will empower them to be successful in high school and beyond.

Enrollment and Attendance:

As of 12/1/22, our enrollment was 336. This year, we partnered with a local homeless shelter for women and children to enroll 10 homeless youth, and we are learning more and more about how to support this population. We are currently over our enrollment goal by 14 students. **Enrollment specifics are below:**

Grade	Count
5	14
6	108
7	109
8	105
Schoolwide	336
Over/Under Goal	14

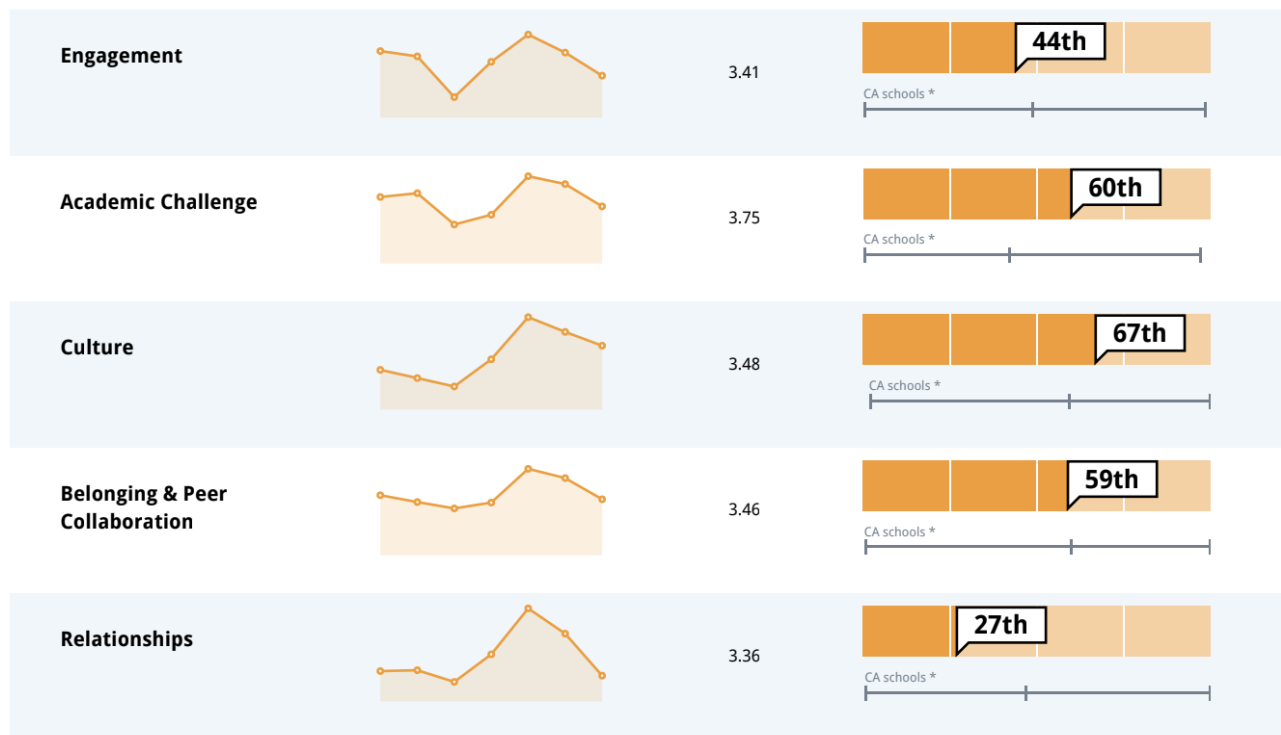
Youth Truth:

This year our YouthTruth data revealed some very helpful information about our school. Over the last year, we have focused heavily on bringing parents back into our regular operations and way of running a school. The pandemic had kept parents physically away from our school, and our parents felt disconnected. Our Youth Truth results demonstrated that parents appreciated our efforts to include them, but also our efforts to run a strong program across the board. Here are the summarized results from our parent YT survey:



Our student data did not look quite as good in the summary. However, when we disaggregated the data by grade level, we found that our 5th through 7th graders were very happy with our school, but our 8th graders overwhelmingly unapproving. This is interesting because our 8th graders have been our most difficult group of students for the past two years, when they were in 7th and 8th grade. This confirms that our efforts to continue to build positive relationships and experiences with our 8th graders will ultimately result in better results and a better experience for our students in all grade levels:

Student summary:

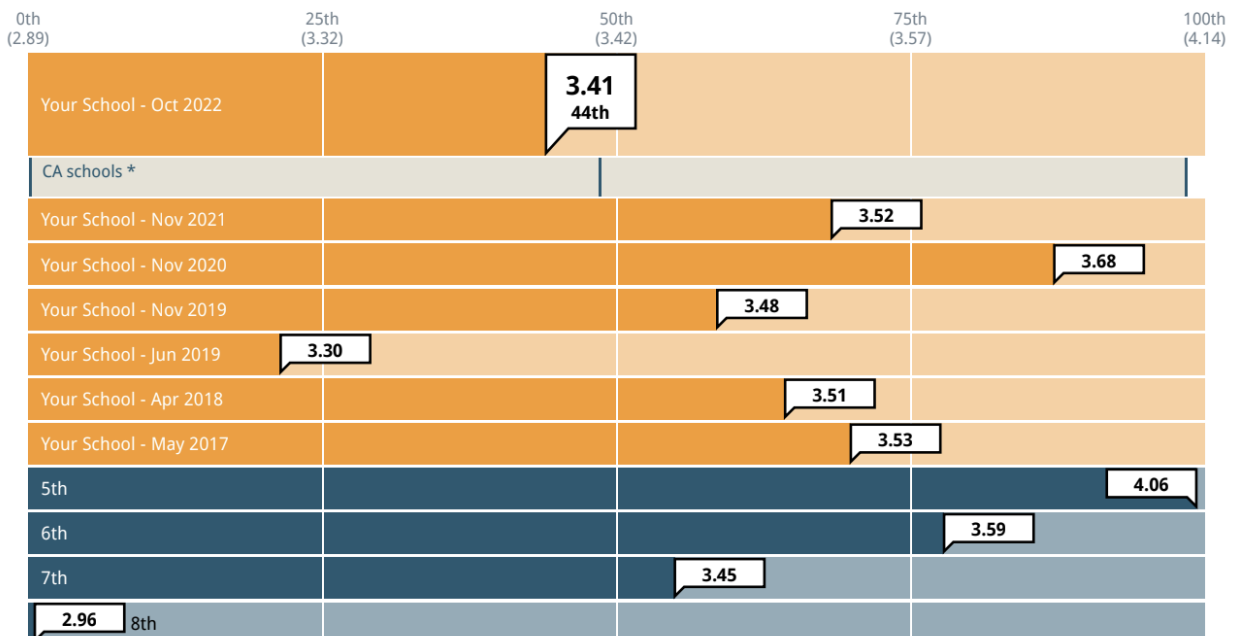


Disaggregated Data Examples:

Although there are many data sets I could use to demonstrate the difference between our 5th-7th graders and our 8th graders, here are some samples of the gap between our grade levels:

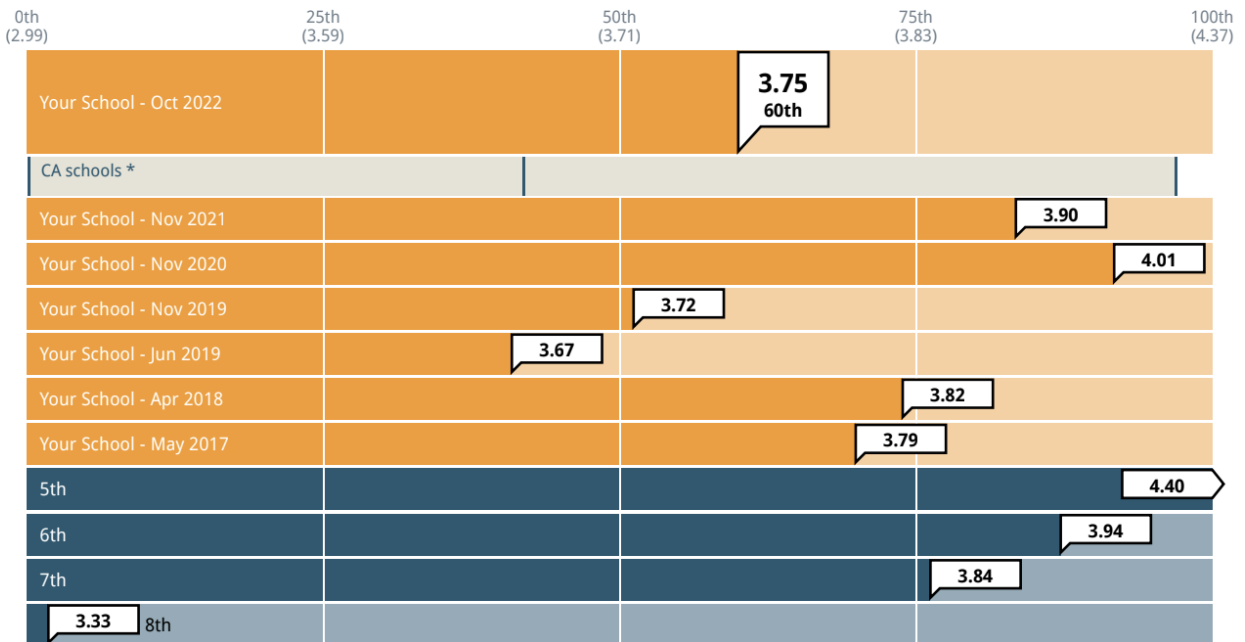
Engagement Summary Measure

This summary measure describes the degree to which students perceive themselves as engaged with their school and their education.



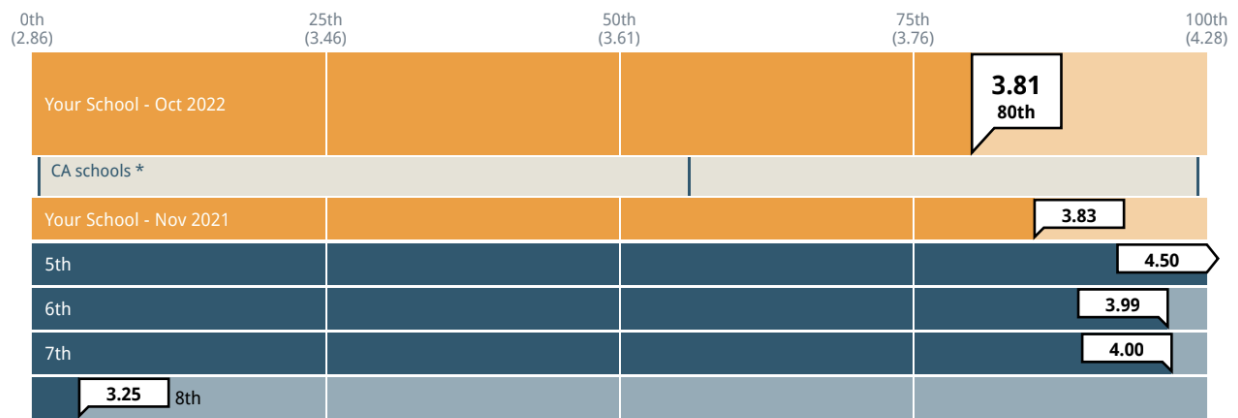
Academic Challenge Summary Measure

This summary measure describes the degree to which students feel that they are challenged by their coursework and teachers.



My teachers' expectations make me want to do my best.

1 = Strongly disagree 3 = Neither agree nor disagree 5 = Strongly agree



Cohort: CA schools * Past results: on Subgroup: Grade level

We have plans to share this data with our staff during PD in January, and we will have a parent meeting to share data as well.

Current Areas of Focus:

Academics/Instruction:

Instructionally, we are focused on our book study of *Teach Like a Champion*. We split our teachers into learning groups based on their varied needs, and they read their designated section of TLAC. Our three groups were Lesson Structure, Engagement, and Behavior Management. Teachers worked with an administrator to set goals to use the strategies outlined in the book, then we did observations. We also encouraged teachers to observe each other and then they provided feedback to each other during PD based on their observations.

We are also working on preparations for iReady diagnostic testing next week. We have school-based incentives for student growth, and each grade level created incentives so students are motivated to do their best. Additionally, our teachers have had academic goal setting meetings with students so they know what they need to do to do better on this diagnostic, and they know the score they are shooting for. When they finish their assessment, they will immediately record their new score and write a brief reflection on their performance. We are looking forward to seeing our growth!

School Culture:

We saw in our survey data that we need to focus on building stronger relationships with our students. As such, one of our areas of focus for school culture is on staff participation in school events. During the months of November and December, we are directly and intentionally inviting teachers to participate in events and creating opportunities for them to connect with students. Many of our teachers went on trips with students over Thanksgiving break, including trips to Fulcrum Adventures, the Aquarium of the Pacific, and the California Science Center/Natural History Museum.

We are also working on lowering the number of ODRs through connections and restorative meetings, and we are working with teachers to submit positive ODRs. Finally, we are pushing teachers to hand out as many scholar dollars as possible, with a schoolwide goal of 2700 scholar dollars given per week.

Operations:

Our ops team is working on lowering our number of absences and tardies. We have been doing outreach and home visits for students who are chronically absent and we have been putting counseling or other interventions in place for some of our most absent students. Additionally, we have started requiring make-up time on Saturday for any students who are tardy more than three times to school, and we are issuing make-up time after doing tardy sweeps throughout the day. In the spring semester, we are going to have several events to which we will intentionally invite our chronically absent students, including week-long lunchtime competitions that will require them to come daily and participate, hopefully resulting in stronger relationships that will help encourage these students to come to school.

Community Schools:

In addition to our YouthTruth data, our community schools coordinator has been conducting meetings with each stakeholder group to assess the effectiveness of our programming from each perspective. Additionally, we have been working to build our relationships with community members and have continued to bolster our connections that will provide services for our families.

Starting in the new semester, we will have a guitar club, and our students will have the opportunity to volunteer several times with local service efforts by our partners, thus strengthening our students' investment in their community and in themselves.

School Culture/ELOP:

Building a strong culture is key to student success. Here is just a taste of all the amazing things going on at BCCS over the past month:



Trip to the Sepulveda Basin for nature exploration.



Medieval times!



Medieval times!



Medieval times!

Some of our students got pretty excited about the show!



Knighting Ceremony: 7th grade students can earn knighthood through acts of kindness, support, and chivalry. This can be earned anytime throughout the year, and this was our November ceremony.



Make-up club learns about prosthetics and skin graphs (Special Effects makeup)



Malibu Lagoon STEM and exploration day.



Having fun at Malibu beach!



Art club Christmas creations



Vegan club is always cooking up something delicious!




Friendsgiving in the resource room.



Mr. V. and his football boys on Twin Day



Pop day- we had a relay jumper, ping pong, competitions and our annual Turkey bowl (students vs. Staff football game).



BCCS getting into the World Cup!



Chess Club



Second place in our FIYA division for football. Not bad!