

Esteemed board,

Semester 1 at MORCS is off to a great start so far. During summer TPD, teachers worked hard to prepare for the year and it is now showing as they are delivering lessons that are rigorous and engaging. Our athletics program is off to a strong start, with our Girls Volleyball team performing well and on the brink of making playoffs; Flag Football has also picked up and our team has had back to back wins. Our ELOP program implementation has had a strong start with student and staff buy-in. Our Instructional Leadership Team (ILT) has been able to provide meaningful and relevant professional development, with teachers stepping up and leading sessions to help their colleagues grow professionally. Our School Culture and Climate team has been responding to student and staff needs and providing support where needed (zero out of school suspensions so far!). Overall, our team has played their part in making sure that we provide an environment that is safe and promotes opportunities for growth for staff and students. The following pages document some of our highlights thus far:

[ELOP](#)

[iReady](#)

[ILT and Professional development](#)

ELOP

This year, our staff is committed to providing students with opportunities to engage in tutoring, clubs, sports, and field trips that will help them develop the academic, social, emotional, and physical needs and interests of pupils through hands-on, engaging learning experiences.

MORCS staff have engaged students in various activities to help provide them with learning experiences and opportunities both after school and during weekends. The following is a list of tutoring opportunities, clubs, sports, and field trips that have been available for students during our first semester thus far:

Tutoring

- Math 6 - Ms. Villalobos
- English Language Arts - Mr. Garcia
- Math - Ms. Rodman
- English Language Arts - Mr. Sarabia

Clubs

- Drama - Mr. Rosenberg
- Mindfulness Through Art - Ms. Villalobos
- Anime - Ms. Harry
- Chess - Mr. Guzman
- Yearbook - Ms. Reiland
- Art - Ms. Ortez
- Adventures - Ms. Rodman


Sports


- Flag Football - Mr. Carbajal
- Cross Country - Mr. Duran
- Girls Volleyball - Ms. Vargas and Ms. Shenavai
- ESports - Mr. Sarabia
- (Coming Winter) Boys and Girls Basketball
- (Coming Spring) Boys and Girls Soccer



Field Trips

- Academy Museum of Motion Pictures - Mr. Rosenberg
- Moonlight Rollerway - Ms. Rodman
- (November) SkyZone - Ms. Rodman
- (December) Pasadena Ice Skating Center - Ms. Rodman











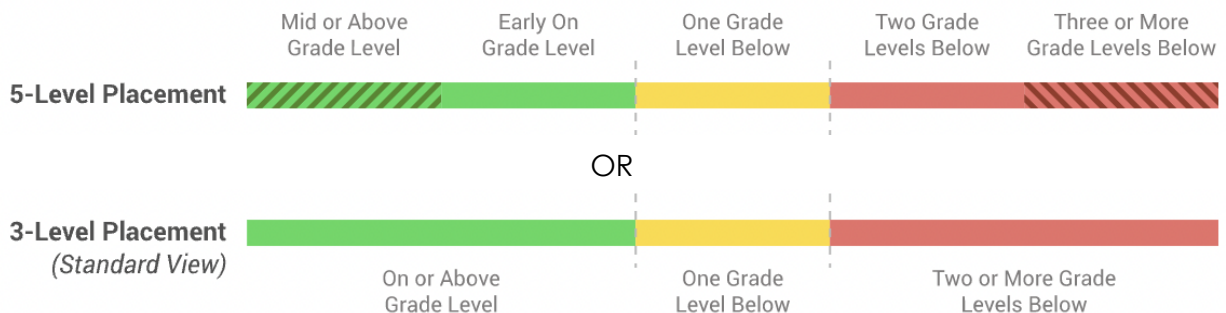


I. iReady Diagnostic Exams - General Info

Our iReady Diagnostic data is attached for your reference. Overall, there is a lot of room for growth. In an effort to plan and prepare interventions, our teachers engaged in a Data Driven Dialogue PD on September 12, 2022, where they reviewed their student's PLOP using iReady D1 data and created grade level goals to help target any learning gaps that they identified. Our next diagnostic starts on the week of November 28th.

	Diagnostic #1 (Fall)
Enrollment (at time of diagnostic)	280
Testing Window	08/04/22 - 09/03/22
Students Tested (Math)	275 (98%)
Students Tested (Reading)	263 (93%)

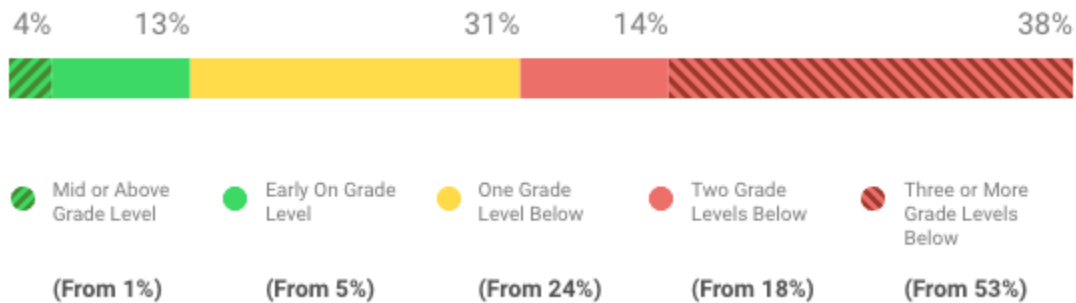
Test Results Legend:



II. iReady Results (MATH)

ALL STUDENTS (MATH)

21-22 EOY Placement Distribution



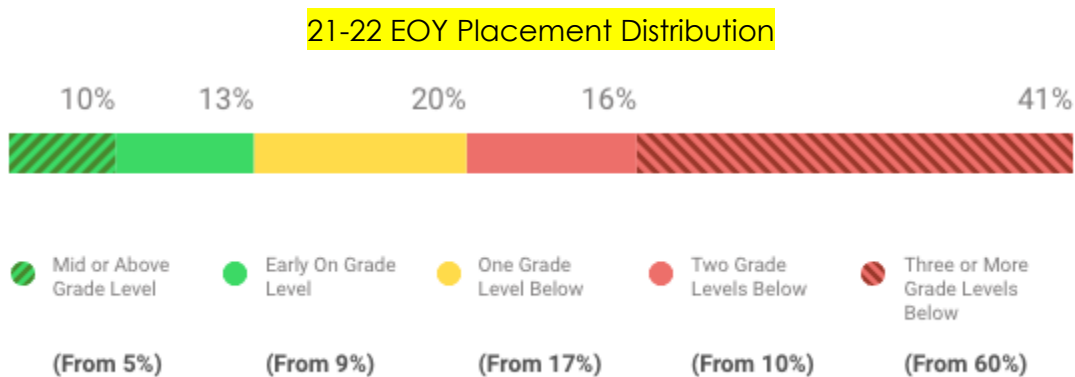
D1 Fall (current)	<div><div><div>1% 4%</div><div>21%</div><div>20%</div><div>53%</div></div><table><tr><td> Mid or Above Grade Level</td><td> Early On Grade Level</td><td> One Grade Level Below</td><td> Two Grade Levels Below</td><td> Three or More Grade Levels Below</td></tr><tr><td>3 Students</td><td>10 Students</td><td>59 Students</td><td>56 Students</td><td>147 Students</td></tr></table></div>	Mid or Above Grade Level	Early On Grade Level	One Grade Level Below	Two Grade Levels Below	Three or More Grade Levels Below	3 Students	10 Students	59 Students	56 Students	147 Students
Mid or Above Grade Level	Early On Grade Level	One Grade Level Below	Two Grade Levels Below	Three or More Grade Levels Below							
3 Students	10 Students	59 Students	56 Students	147 Students							
Goals	<ul style="list-style-type: none">● Decrease amount of students who are 2 or more grade levels below through targeted instruction in core classes and math support classes● Teachers conducted a D1 data analysis on 9/12 to discuss PLOP and create goals for their GL based on D1 data.										

BY GRADE LEVEL (MATH)

D1 Fall							
Grade	Overall Grade-Level Placement	Mid or Above Grade Level	Early On Grade Level	One Grade Level Below	Two Grade Levels Below	Three or More Grade Levels Below	Students Assessed/Total
Grade 6		1%	7%	20%	22%	49%	95/97
Grade 7		0%	2%	25%	18%	55%	93/95
Grade 8		2%	1%	20%	21%	56%	87/88

III. iReady Results (READING)

ALL STUDENTS (READING)



D1 Fall	<div><div><div>4%</div><div>9%</div><div>17%</div><div>10%</div><div>60%</div></div><div><div><div></div><div></div><div></div><div></div><div></div></div><div><div>Mid or Above Grade Level</div><div>Early On Grade Level</div><div>One Grade Level Below</div><div>Two Grade Levels Below</div><div>Three or More Grade Levels Below</div></div><div><div>11 Students</div><div>23 Students</div><div>45 Students</div><div>25 Students</div><div>157 Students</div></div></div></div>
Goals	<ul style="list-style-type: none">Decrease amount of students who are 2 or more grade levels below through targeted instruction in core classes and math support classesTeachers conducted a D1 data analysis on 9/12 to discuss PLOP and create goals for their GL based on D1 data.

BY GRADE LEVEL (READING)

D1 Fall

Grade	Overall Grade-Level Placement						Students Assessed/Total
Grade 6		5%	7%	23%	8%	58%	92/97
Grade 7		2%	7%	12%	13%	65%	82/95
Grade 8		5%	13%	16%	8%	59%	87/88

IV. Subgroup Performance Level Distribution

STUDENTS - Special Education

	Mid or Above Grade Level	Early On Grade Level	One Grade Level Below	Two Grade Levels Below	Three or More Grade Levels Below
6th Grade (Reading)	9%	0%	0%	0%	91%
7th Grade (Reading)	0%	8%	0%	0%	83%
8th Grade (Reading)	0%	0%	13%	0%	88%
All SPED Students (Reading)	3%	3%	3%	0%	87%
6th Grade (Math)	0%	0%	9%	9%	82%
7th Grade	0%	0%	17%	8%	75%

(Math)					
8th Grade (Math)	0%	0%	13%	25%	63%
All SPED Students (Math)	0%	0%	13%	13%	74%

STUDENTS - English Learners

	Mid or Above Grade Level	Early On Grade Level	One Grade Level Below	Two Grade Levels Below	Three or More Grade Levels Below
6th Grade (Reading)	0%	0%	3%	3%	91%
7th Grade (Reading)	0%	2%	5%	9%	74%
8th Grade (Reading)	0%	0%	4%	4%	93%
All EL Students (Reading)	0%	1%	3%	5%	84%
6th Grade (Math)	0%	3%	9%	9%	74%
7th Grade (Math)	0%	0%	9%	14%	77%
8th Grade (Math)	0%	0%	7%	14%	79%
All EL Students (Math)	0%	1%	8%	12%	76%

ILT and Professional Development

Our Instructional Leadership Team is made up of teachers and administrators. Currently, our team members include:

Mr. Zepeda - EA

Ms. Brown - SCC Administrator

Mr. Cruz - SCC Administrator

Mr. Duran - 8th Grade Math

Ms. Vargas - 7th Grade Math/Science

Mr. Garcia - ELD Teacher

Our goal has been to provide professional development opportunities that are relevant and meaningful to teachers. A staple of our PD has been Critical Friends Groups, which allow our teachers to engage in meaningful conversations about their work using protocols that help guide their discussions. Additionally, we've created and tailored sessions to meet the needs of teachers based on observations and feedback that we've received from teachers. The following is a list of PDs that we have covered so far with our teaching staff at our Monday PDs:

Date	MORCS
8/15/22	Emergency Procedures
	Tuning Protocol - Routines and Procedures (GL)
8/22/22	Tuning Protocol - Lesson Plans
8/29/22	Academic Monitoring 101
9/5/22	Labor Day
9/12/22	TPT Presentation
	Data Dialogue (iReady Diagnostic)
9/19/22	Common Vocab - Common Core Critical Verbs
	Differentiation for ELs and Learners w/ IEPs
9/26/22	RACE Strategy
	Academic Monitoring 201 pt1
10/3/22	Academic Monitoring 201 pt2
	SCC (MTSS)
10/10/22	Parent Conferences

10/17/22	Youth Truth
10/24/22	ORG TPD
10/31/22	Williams Instructional Materials Visit