

MORCS Board Report

9.26.22



iReady Diagnostic 1

- Math
- Reading
- Subgroups

Enrollment and Attendance

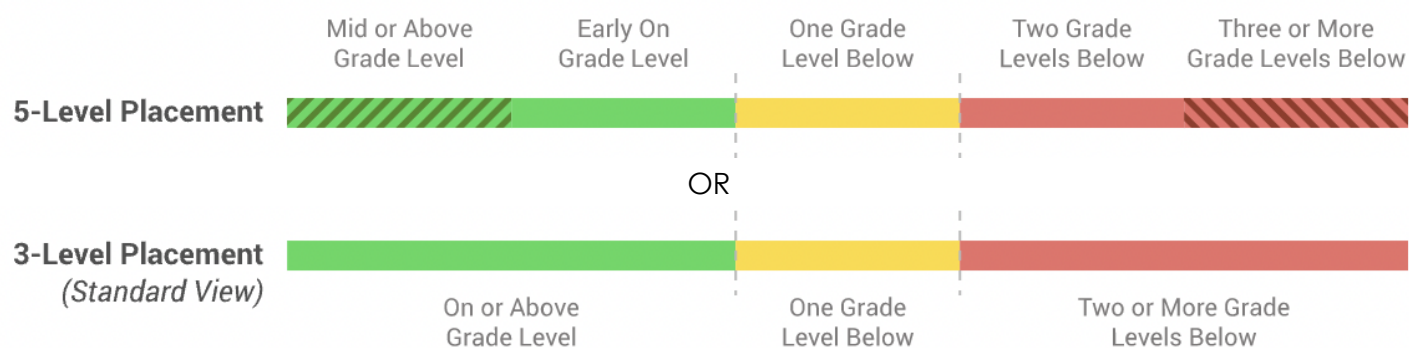
Climate and Culture

I. iReady Diagnostic Exams - General Info

Our iReady Diagnostic data is attached for your reference. Overall, there is a lot of room for growth. In an effort to plan and prepare interventions, our teachers engaged in a Data Driven Dialogue PD on September 12, 2022, where they reviewed their student's PLOP using iReady D1 data and created grade level goals to help target any learning gaps that they identified. Our next diagnostic starts on the week of November 28th.

	Diagnostic #1 (Fall)
Enrollment (at time of diagnostic)	280
Testing Window	08/04/22 - 09/03/22
Students Tested (Math)	275 (98%)
Students Tested (Reading)	263 (93%)

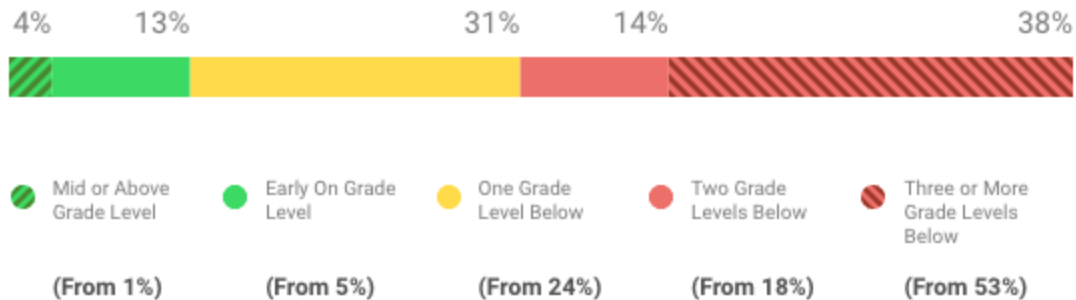
Test Results Legend:



II. iReady Results (MATH)

ALL STUDENTS (MATH)

21-22 EOY Placement Distribution



D1 Fall (current)	<div><div><div>1% 4%</div><div>21%</div><div>20%</div><div>53%</div></div><table><tr><td> Mid or Above Grade Level</td><td> Early On Grade Level</td><td> One Grade Level Below</td><td> Two Grade Levels Below</td><td> Three or More Grade Levels Below</td></tr><tr><td>3 Students</td><td>10 Students</td><td>59 Students</td><td>56 Students</td><td>147 Students</td></tr></table></div>	Mid or Above Grade Level	Early On Grade Level	One Grade Level Below	Two Grade Levels Below	Three or More Grade Levels Below	3 Students	10 Students	59 Students	56 Students	147 Students
Mid or Above Grade Level	Early On Grade Level	One Grade Level Below	Two Grade Levels Below	Three or More Grade Levels Below							
3 Students	10 Students	59 Students	56 Students	147 Students							
Goals	<ul style="list-style-type: none">● Decrease amount of students who are 2 or more grade levels below through targeted instruction in core classes and math support classes● Teachers conducted a D1 data analysis on 9/12 to discuss PLOP and create goals for their GL based on D1 data.										

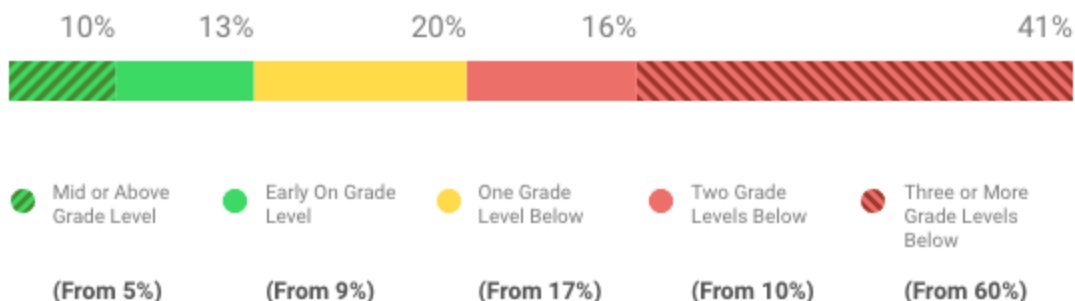
BY GRADE LEVEL (MATH)

D1 Fall							
Grade	Overall Grade-Level Placement	Mid or Above Grade Level	Early On Grade Level	One Grade Level Below	Two Grade Levels Below	Three or More Grade Levels Below	Students Assessed/Total
Grade 6		1%	7%	20%	22%	49%	95/97
Grade 7		0%	2%	25%	18%	55%	93/95
Grade 8		2%	1%	20%	21%	56%	87/88

III. iReady Results (READING)

ALL STUDENTS (READING)

21-22 EOY Placement Distribution



D1 Fall	<div><div><div>4%</div><div>9%</div><div>17%</div><div>10%</div><div>60%</div></div><table><tr><td> Mid or Above Grade Level</td><td> Early On Grade Level</td><td> One Grade Level Below</td><td> Two Grade Levels Below</td><td> Three or More Grade Levels Below</td></tr><tr><td>11 Students</td><td>23 Students</td><td>45 Students</td><td>25 Students</td><td>157 Students</td></tr></table></div>	Mid or Above Grade Level	Early On Grade Level	One Grade Level Below	Two Grade Levels Below	Three or More Grade Levels Below	11 Students	23 Students	45 Students	25 Students	157 Students
Mid or Above Grade Level	Early On Grade Level	One Grade Level Below	Two Grade Levels Below	Three or More Grade Levels Below							
11 Students	23 Students	45 Students	25 Students	157 Students							
Goals	<ul style="list-style-type: none">● Decrease amount of students who are 2 or more grade levels below through targeted instruction in core classes and math support classes● Teachers conducted a D1 data analysis on 9/12 to discuss PLOP and create goals for their GL based on D1 data.										

BY GRADE LEVEL (READING)

D1 Fall							
Grade	Overall Grade-Level Placement	Mid or Above Grade Level	Early On Grade Level	One Grade Level Below	Two Grade Levels Below	Three or More Grade Levels Below	Students Assessed/Total
Grade 6		5%	7%	23%	8%	58%	92/97
Grade 7		2%	7%	12%	13%	65%	82/95
Grade 8		5%	13%	16%	8%	59%	87/88

IV. Subgroup Performance Level Distribution

STUDENTS - Special Education

	Mid or Above Grade Level	Early On Grade Level	One Grade Level Below	Two Grade Levels Below	Three or More Grade Levels Below
6th Grade (Reading)	9%	0%	0%	0%	91%
7th Grade (Reading)	0%	8%	0%	0%	83%
8th Grade (Reading)	0%	0%	13%	0%	88%
All SPED Students (Reading)	3%	3%	3%	0%	87%
6th Grade (Math)	0%	0%	9%	9%	82%
7th Grade (Math)	0%	0%	17%	8%	75%
8th Grade (Math)	0%	0%	13%	25%	63%
All SPED Students (Math)	0%	0%	13%	13%	74%

STUDENTS - English Learners

	Mid or Above Grade Level	Early On Grade Level	One Grade Level Below	Two Grade Levels Below	Three or More Grade Levels Below
6th Grade (Reading)	0%	0%	3%	3%	91%
7th Grade (Reading)	0%	2%	5%	9%	74%
8th Grade (Reading)	0%	0%	4%	4%	93%
All EL Students (Reading)	0%	1%	3%	5%	84%
6th Grade (Math)	0%	3%	9%	9%	74%
7th Grade (Math)	0%	0%	9%	14%	77%
8th Grade (Math)	0%	0%	7%	14%	79%
All EL Students (Math)	0%	1%	8%	12%	76%

Enrollment

We have reached our enrollment target of 279! At the start of the school year, we had 273 students enrolled. We continue to receive applications and our Operations team is working with families to make sure that any students who submit enrollment interest forms receive quick support and communication to move the enrollment process along.

6th	97
7th	95
8th	88
All Grades	280
Enrollment Target	279

Attendance


% of students being flagged as chronically absent is currently 25% (71/280). This is in large part due to students who were missing required vaccinations in 7th grade, and students who have been getting sick and staying home as a precautionary measure. The number has decreased from 32% in week 5 to 25% as of 9/26/2022.

Monsenor Oscar Romero Charter School			
Calendar	Student Count	Federal Days Absent	Federal Percent Absent
22-23 MORCS	280	662	7.54
Total	280	662.00	7.54


Climate and Culture

MORCS started the 2022-2023 school year strong! Our student body has been on task and reporting to class in a timely manner; staff morale is high and our supervision team has been able to maintain a safe and fun environment during yard time; teachers are engaging in PD and working together to provide valuable feedback to one another; clubs and sports teams have started and students are eager to engage and participate in different teams and clubs.

Chess Club



Art Club



Cross Country



Girls Volleyball



Flag Football

