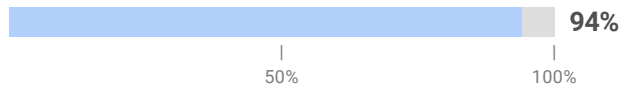


Diagnostic Growth

School: All Schools
 Subject: Reading
 Academic Year: 2021 - 2022
 Comparison Diagnostic: D 2: MS:

Students Assessed/Total: 575/630

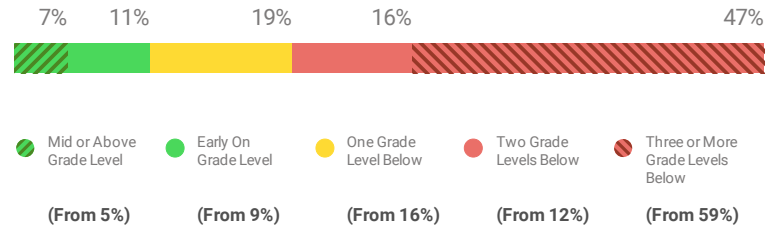
Progress to Annual Typical Growth (Median)



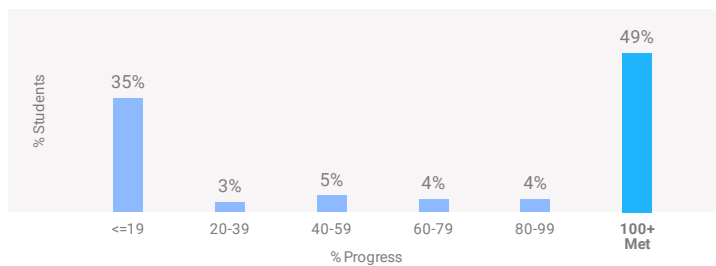
The median percent progress towards Typical Growth for this school is 94%. Typical Growth is the average annual growth for a student at their grade and baseline placement level.

[Learn More About Growth](#)

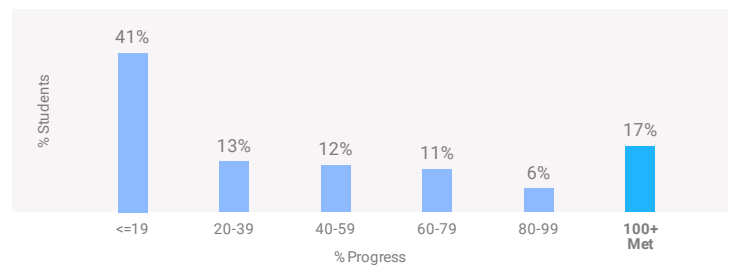
Current Placement Distribution



Distribution of Progress to Annual Typical Growth



Distribution of Progress to Annual Stretch Growth®



Show Results By

School

Showing 2 of 2

School	Annual Typical Growth		Annual Stretch Growth®		% Students with Improved Placement	Students Assessed/Total
	Progress (Median)	% Met	Progress (Median)	% Met		
Bert Corona Charter Middle School	95%	49%	35%	16%	47%	315/340
Monsenor Oscar Romero Charter School	92%	49%	33%	18%	48%	260/290