



20-21 School Advisory Council
February 23, 2021

MEETING MINUTES

Members Present.

Students		Parents		Teachers / Staff/ Community Leader			
Alexander Ramirez		Rosalinda Carranza	P	Jamie Josselyn	P	Johnny Baca	P
Leslie Castaneda		Patricia Castaneda		Sherri Preston		Kevin Myers	P
Monique Hernandez	P	Ignacio Ruiz	P	Nayeli Duenas	P	Diana Gamez	P
				Mariana Myers	P		
				Joseph Arreola	P		

✓ Quorum is met

Item 1. **Call to Order**

- Time:

Item 2. **Introductions:**

- Name
- Role at school

Item 3. **Review of Financials**

- Current surplus, although we have gone over in building repairs and updates (offset by COVID relief funding)
- Decrease in revenue scheduled for next year; further decrease the following year
- Deferrals are likely for the spring, but BCCS made cuts before the school year, so we are unlikely to have to borrow funds like many other schools
- Prop 98: one-time funding for schools this school year- \$13.8 billion
 - Learning loss funds
 - Cost of living increase (up to 3.8%)
 - Teacher training
- Prop 104:
 - Summer school funding

Item 4. **School Closure Update**

- Continuing in distance learning
 - Essential staff on campus (operations, facilities, meal distribution)
 - Attendance and social-emotional support
 - Facilities:
 - Retrofitting for COVID safety and workspaces
 - Air filters

- Ventilation
 - Sanitizing and handwashing stations
 - The tech team supports student tech and meets families for repairs
 - Instructional Staff working virtually
 - LA County Schools have been notified that they may open for grades TK-6.
 - Since YPICS has two schools on LAUSD Prop-39 campuses, we will return to learning on campus when LAUSD does
 - Superintendent says this will not be until all teachers and staff have been vaccinated
 - 75,000 doses set aside by Gov. Newsom for educators
 - LAUSD starting vaccinations March 1
 - Small groups starting in March
 - Need to finalize the classroom and school setup, but all supplies have been ordered and most have arrived.
 - Grades 7-12: cannot return until daily cases of COVID in LA County are less than 7 per 100,000 people.
 - Hybrid Models:
 - Asynchronous/Synchronous
 - Synchronous at school and virtually (15 in class, 15 at home)
 - What is your preference?
 - Mixed classes: in person and virtual, would not allow for best instruction.
 - Having less students working with the students, the better. Kids online would not be paying attention.

Item 5.

LCAP: Enrollment Update

	2020-21 (current year)	2021-2022 (next year)
5th grade	12	2
6th grade	104	43
7th grade	121	104
8th grade	114	121

- Ideas for outreach:
 -

Item 6

COVID Prevention Plan

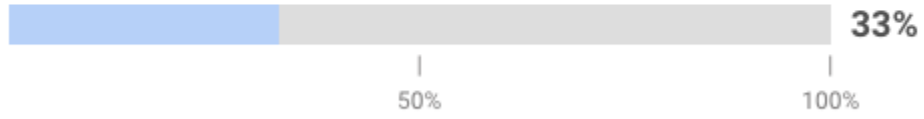
- Consistently updated (last updated Feb 2) to meet changing guidelines and recommendations from Cal OSHA and the Department of Health
- [CPP Document](#) (I can share directly with those without a YPICS email)

Item 7.

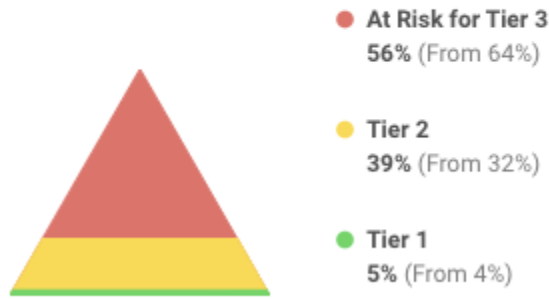
LCAP: Assessment Results: MATH

Progress to Annual Typical Growth (Median)

[Learn more](#)



Current Placement Distribution



Show Results By
Grade

Showing 4 of 4

Grade	Annual Typical Growth ⓘ		Annual Stretch Growth ⓘ		% Students with Improved Placement	Students Assessed/Total
	Progress (Median) ⌵	% Met ⌵	Progress (Median) ⌵	% Met ⌵		
Grade 5	25%	18%	12%	9%	36%	11/11
Grade 6	36%	27%	17%	9%	39%	97/105
Grade 7	23%	34%	12%	9%	38%	106/121
Grade 8	44%	38%	18%	14%	44%	87/114

Show Results By
English Learner

Showing 3 of 3

English Learner	Annual Typical Growth ⓘ		Annual Stretch Growth ⓘ		% Students with Improved Placement	Students Assessed/Total
	Progress (Median) ⌵	% Met ⌵	Progress (Median) ⌵	% Met ⌵		
Yes - English Learner	44%	39%	18%	9%	43%	93/107
No - English Learner	30%	30%	13%	12%	38%	190/223
Not Reported	34%	22%	18%	11%	39%	18/21

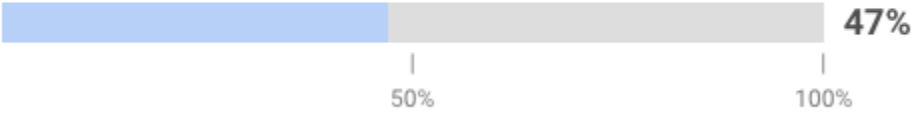
Show Results By
Special Education

Showing 2 of 2

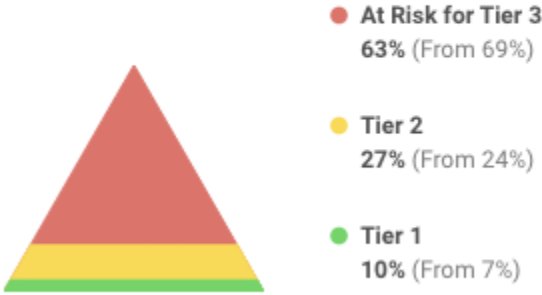
Special Education	Annual Typical Growth ⓘ		Annual Stretch Growth ⓘ		% Students with Improved Placement	Students Assessed/Total
	Progress (Median) ⌵	% Met ⌵	Progress (Median) ⌵	% Met ⌵		
Yes - Special Education	27%	35%	11%	11%	44%	55/68
No - Special Education	33%	32%	16%	11%	39%	246/283

Item 7. **LCAP: Assessment Results: ELA/Reading**

Progress to Annual Typical Growth (Median) [Learn more a](#)



Current Placement Distribution



Show Results By
Grade

Showing 4 of 4

Grade	Annual Typical Growth ⓘ		Annual Stretch Growth ⓘ		% Students with Improved Placement	Students Assessed/Total
	Progress (Median) ⚙	% Met ⚙	Progress (Median) ⚙	% Met ⚙		
Grade 5	58%	36%	25%	0%	45%	11/11
Grade 6	7%	35%	3%	18%	33%	95/105
Grade 7	74%	44%	25%	17%	42%	106/121
Grade 8	39%	41%	14%	15%	40%	101/114

Show Results By
English Learner

Showing 3 of 3

English Learner	Annual Typical Growth ⓘ		Annual Stretch Growth ⓘ		% Students with Improved Placement	Students Assessed/Total
	Progress (Median) ⚙	% Met ⚙	Progress (Median) ⚙	% Met ⚙		
Yes - English Learner	30%	36%	10%	14%	34%	96/107
No - English Learner	57%	41%	21%	17%	40%	199/223
Not Reported	55%	44%	24%	22%	44%	18/21

Show Results By
Special Education

Showing 2 of 2

Special Education	Annual Typical Growth ⓘ		Annual Stretch Growth ⓘ		% Students with Improved Placement	Students Assessed/Total
	Progress (Median) ⚙	% Met ⚙	Progress (Median) ⚙	% Met ⚙		
Yes - Special Education	22%	32%	8%	15%	30%	60/68
No - Special Education	57%	42%	21%	16%	40%	253/283

Item 9.

Winter ConApp

- [App Document](#)
- Title I- school improvement
- Title II- teacher preparation and support
- Title III- English Learner Support

Item 10.

Public Comments

Item 11.

Next Meeting

- Poll Availability
 - March 23rd: focus on academic success

- Mr. Myers will send out the meeting agenda and topics a week early.

Item 12. **Adjournment**