



Annual School Goals and Data Report 2020-2021

Major Accomplishments from Last School Year (2019-2020)

ACADEMIC

- Saw gain of **13% proficiency in Math** and **14% in Reading** over the course of the school year according to i-Ready diagnostic scores!
- Saw increase of **5% proficiency in Math** and **7% in Reading** comparing last year's iReady fall diagnostic to this year's fall test
- Implemented **new i-Ready math curriculum** and a **new Math Support instructional block** to support math proficiency
- Created **English Learner Snapshots** in order to collaboratively communicate needs, goals, and action plans for all EL students
- **Distributed over 130 chromebooks and 51 hotspots to families.** In March 2020, 61% of MORCS families had internet access and a working computer for their child, compared to 97% in May 2020
- Rapidly transitioned academic program to **full distance learning** on March 17th within 1 day of campus closure due to the pandemic

CULTURE AND CLIMATE

- **Reduced Suspensions drastically**--to lowest level in last 5 years (from a 12.25% average in 2015-2019 to 0.8% in 2019-2020)
- Reached **highest enrollment in MORCS history** at 356

STAFFING

- **Reduced teacher turnover** from 50% in 2018-19 and 50% in 2019-20, to 25% in 2020-21
- **Retained 100% of administrative team** for second consecutive year

Annual School Goals and Data Report 2020-2021

Current School Goals and Areas of Focus (2020-2021)

ACADEMIC

- The Instructional Leadership Team (LIT) is providing a higher level of academic **support to all teachers**:
 - Weekly lesson plan reviews and feedback, weekly classroom walkthroughs and feedback, weekly coaching meetings based on student data and teacher observations
- Interventions:
 - Employment of **6 Interns from CSUN**, who are providing academic and socioemotional supports for high-need students
 - **Teaming with Gear Up** to provide academic support for students
 - **Targeted Support sessions** provided after content classes for high-need students to have additional practice time
 - **Saturday School** being offered to high need students and any students interested to provide additional instructional time and Art enrichment for students
 - **After School Tutoring** offered to supports students who are struggling academically
- Enacting **Computer Science / Programming club** with goal of making it into an elective class for next school year
- Applying for CTE grant to host **Film-making class** in January 2021
- Professional Development focused on: **vertical planning** in content teams and effective **exemplars** ("setting high expectations in High Def")

CULTURE AND CLIMATE

- **Socio-emotional Learning** class taught each morning
- Hosting bi-weekly **Multi-tiered System of Support (MTSS)** meetings in order to identify and enact supports for our highest need students
- Implementing **full Restorative Justice program** at MORCS

ATTENDANCE/ENROLLMENT

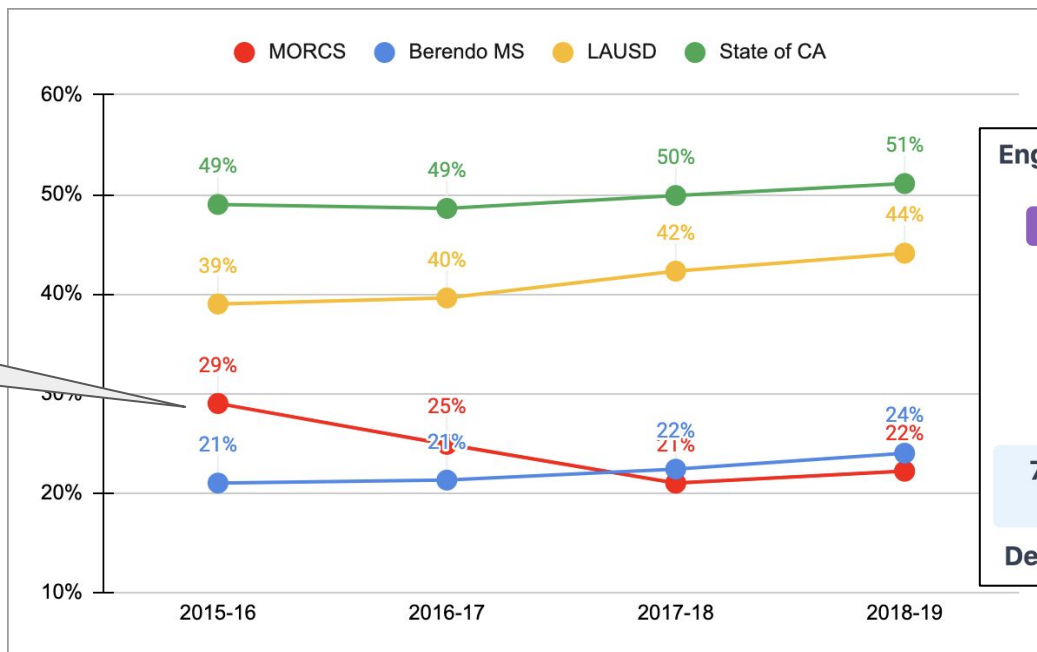
- **Finding innovative ways to increase outreach/enrollment** for 2021-2022

Demographic Data (2019-2020)

Enrollment	Socioeconomically Disadvantaged	English Learners	Foster Youth
356	95.8%	29.2%	.002%

Academic Data

State Testing: CAASPP ELA



2019

English Language Arts

All Students State



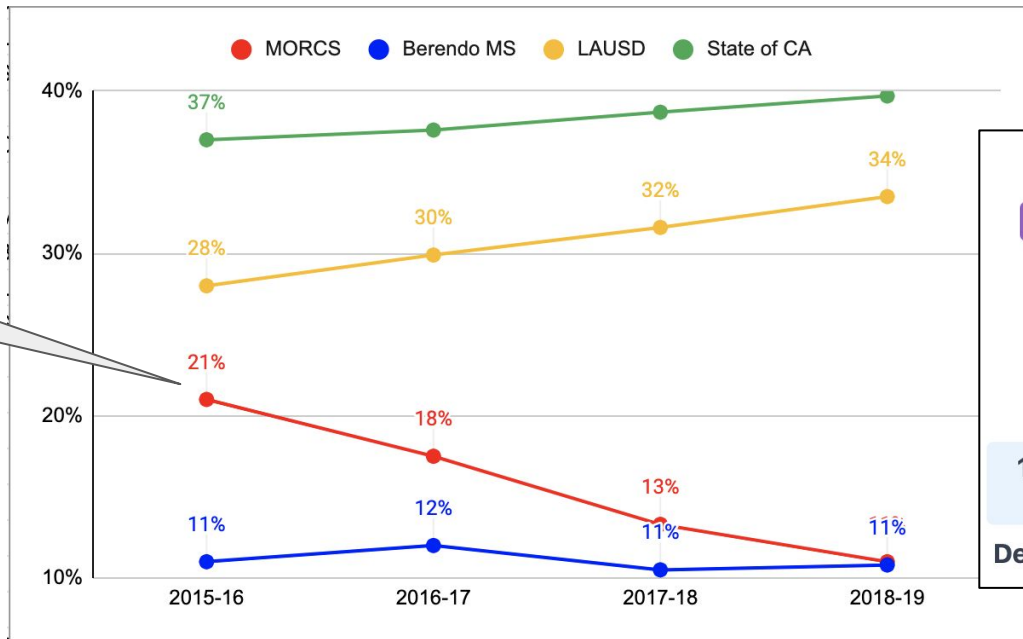
Red

73.7 points below standard

Declined 4.7 Points Ⓣ

Academic Data (continued)

State Testing: CAASPP Math



2019

Mathematics

All Students State



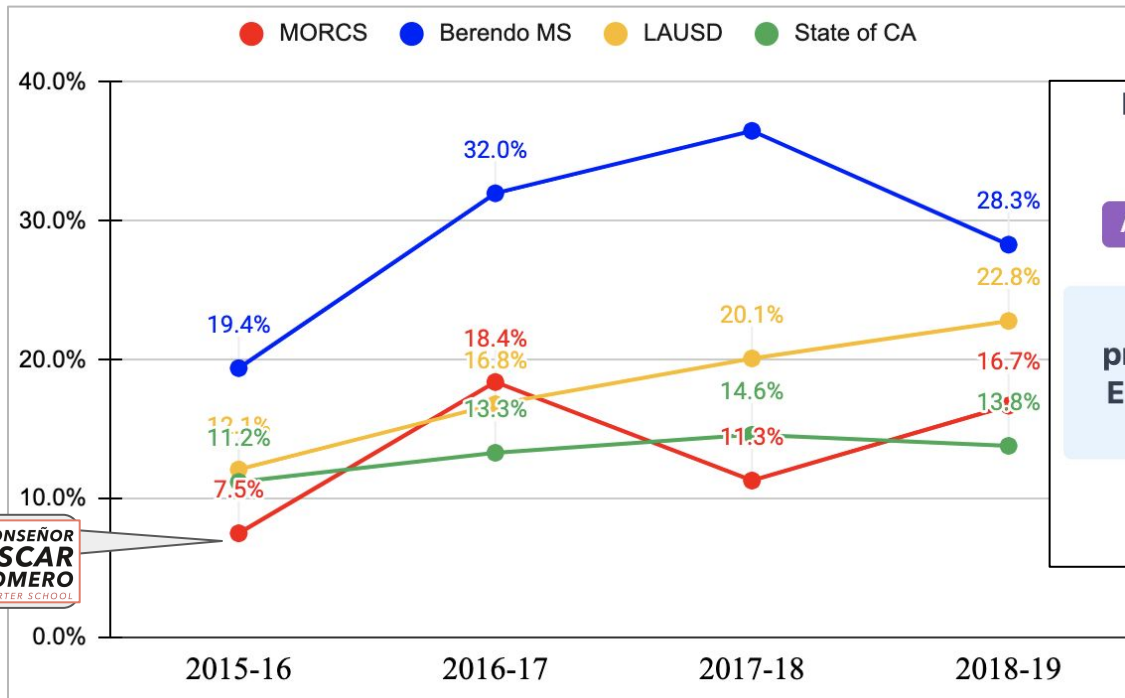
Red

119.8 points below standard

Declined 11.5 Points



Reclassification Rate



2019

English Learner Progress

All Students State

52.8% making progress towards English language proficiency

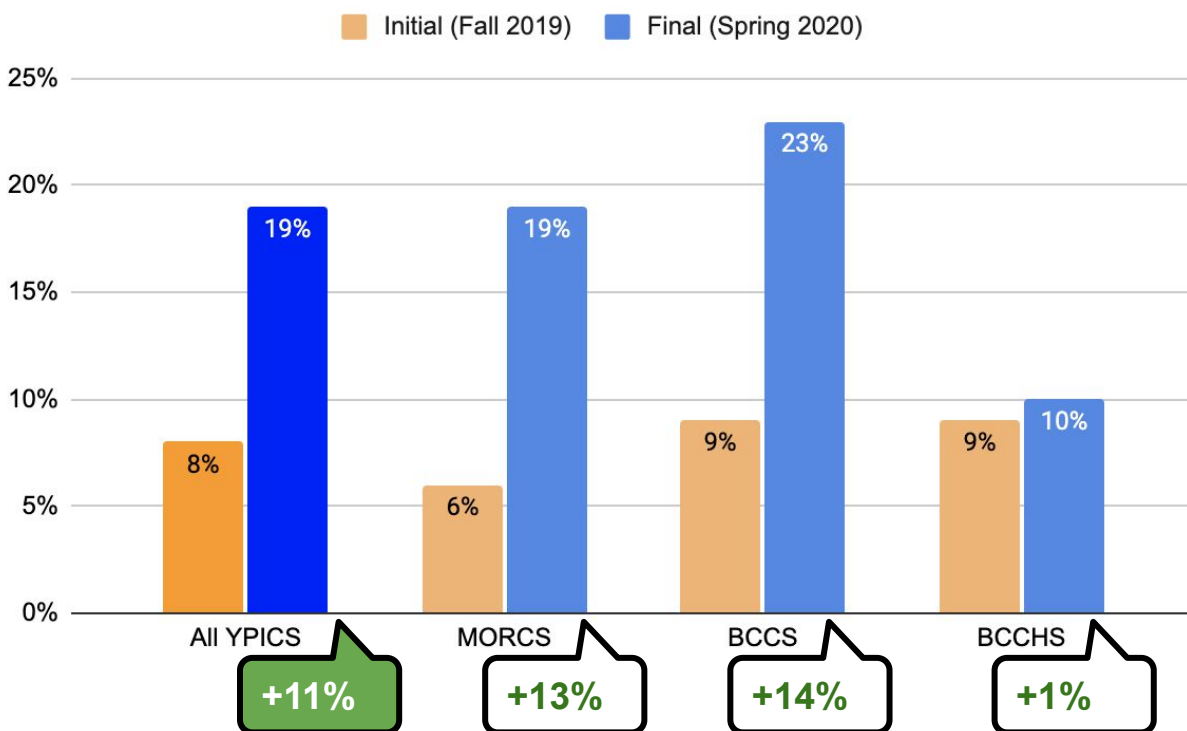
Number of EL Students: 89



Academic Data (continued)

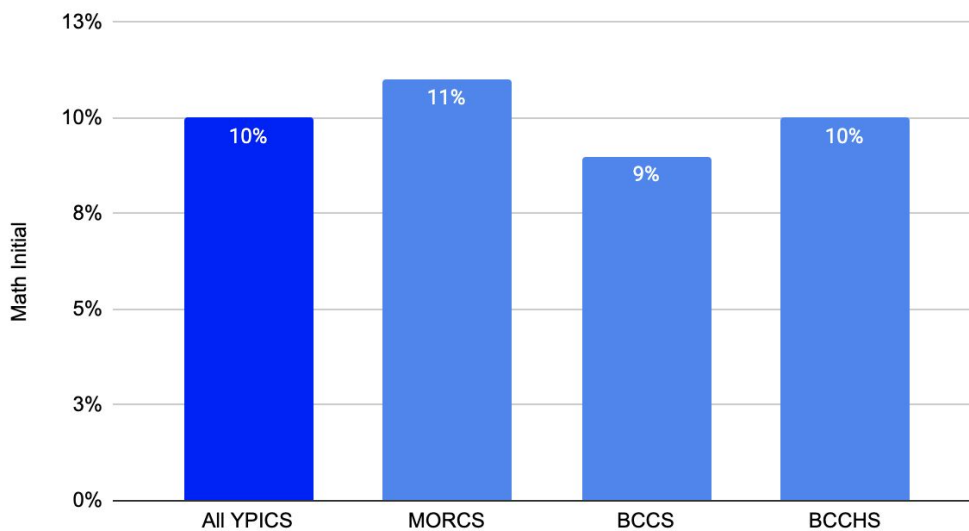
Math Diagnostic Scores 2019-20

Math iReady: At-or-Above Grade Level 2019-2020



Math Diagnostic Scores Fall 2020

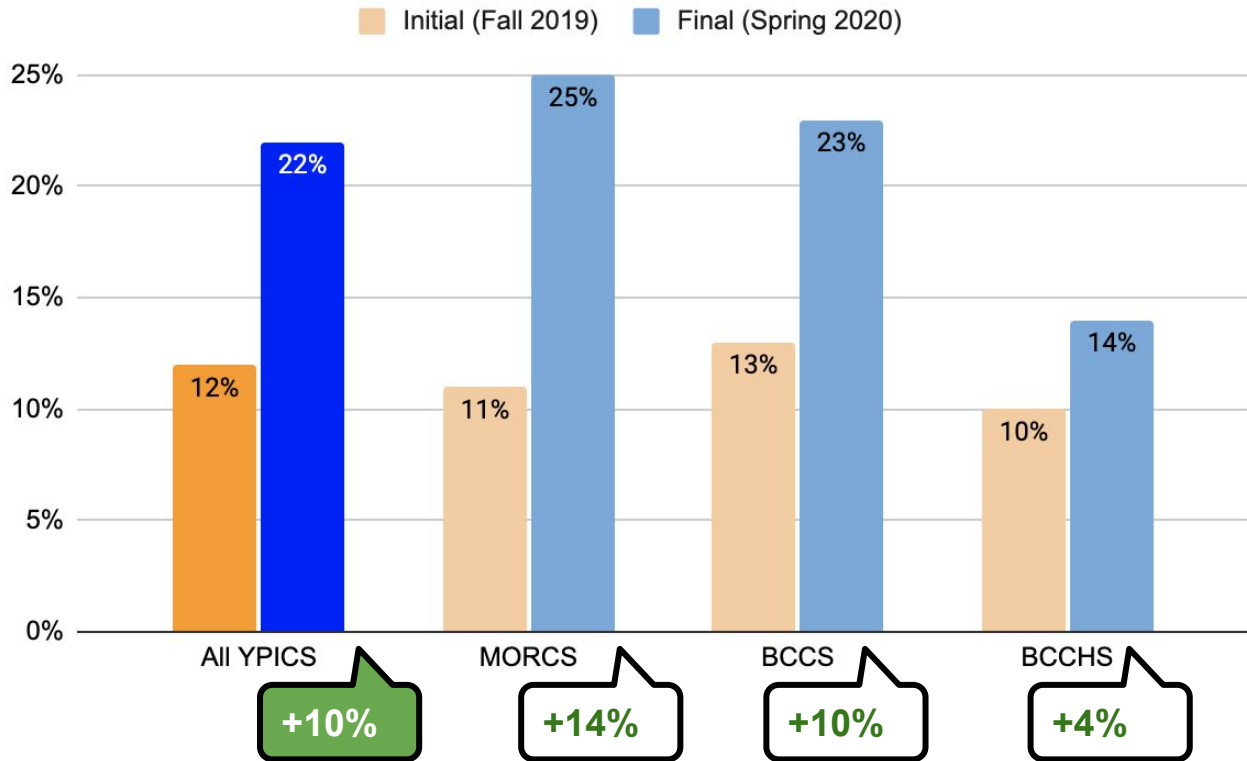
Math iReady: At-or-Above Grade Level (Fall 2020)



Academic Data (continued)

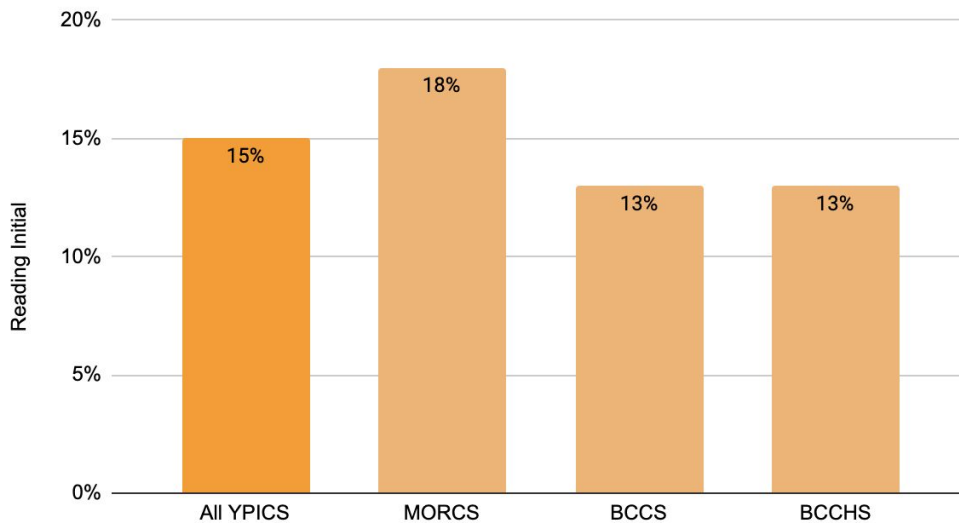
Reading Diagnostic Scores 2019-20

iReady Reading: At-or-Above Grade Level 2019-2020



Reading Diagnostic Scores Fall 2020

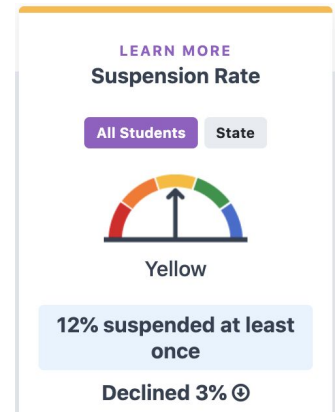
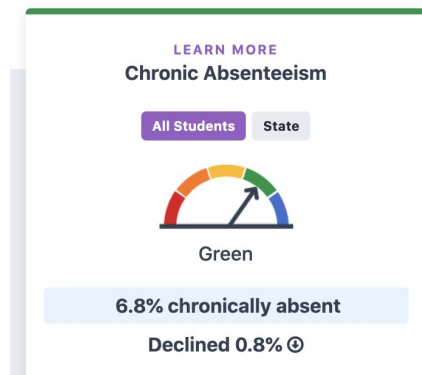
Reading: At-or-Above Grade Level (Fall 2020)



Additional Data

Enrollment Data

	2015-16	2016-17	2017-18	2018-19	2019-2020	Current Enrollment for 2020-21 (as of 10.19.20)
Total 6th grade	121	109	114	119	116	84
Total 7th grade	104	119	103	118	120	116
Total 8th grade	112	109	118	105	120	118
Total Enrolled Students	337	337	335	342	356	318



Suspension Data

	2015-16	2016-17	2017-18	2018-19	2019-20	2020-21 (as of 10.19.20)	Berendo MS (2018-19)	LAUSD (2018-19)	State of CA (2018-19)
Total Suspensions	45	88	92	65	3	0	6	---	---
Unduplicated Suspensions		45	55	43	3	0		---	---
Suspension Rate	9.1%	12.9%	15%	12%	0.8%	0%	0.7%	0.7%	3.5%

Academic Performance Action Plan (2020-2021)

Focus Area	Goal (SMART)	Impact	Action Plan (with Timeline)
Increasing Consistency with Mentoring/Coaching/Observing	<ul style="list-style-type: none"> • Meet with LIT team consistently to ensure effective support and progress with mentoring 	<ul style="list-style-type: none"> • Promote consistency strong schoolwide teaching practices which will bolster academic performance 	<ul style="list-style-type: none"> • Weekly check-ins with LIT team beginning Aug 2020
Continue heavy support for Math Curriculum and Intervention	<ul style="list-style-type: none"> • Meet with Math Team consistently to ensure effective support and progress 	<ul style="list-style-type: none"> • Enhancing critical thinking and calculation skills in preparation for college, life, and career 	<ul style="list-style-type: none"> • Schedule periodic check-ins with math team during 2020-2021 school year
Standards Based Grading	<ul style="list-style-type: none"> • Schedule CFG during Monday PDs more frequently 	<ul style="list-style-type: none"> • Increase rigor to ensure that students are exposed to content that is appropriate to their performance level • Increased teacher proficiency of differentiation 	<ul style="list-style-type: none"> • Aug - meet with LIT team to finalize Monday PD plan • Strategically include CFGs throughout the semester so that they happen at times that would benefit teachers (ex earlier in the semester, after significant assessments, near grading period deadlines) by the end of December
Project Based Learning	<ul style="list-style-type: none"> • At least one PBL project in every content area each semester in Fall 2020 / Spring 2021 semester. • Two projects per semester for returning teachers in 2020-2021 school year. 	<ul style="list-style-type: none"> • Student learning is maximized due to authentic learning experiences based on engaging, real-world problem scenarios • Provide ample opportunities to practice critical thinking, problem solving, collaboration, and communication/presentation skills. 	<ul style="list-style-type: none"> • Embed PBL Planning into PD plan, at least once per quarter. • Reflect on PBL Implementation at the end of each semester (in PD)
Focus on English Language Acquisition	<ul style="list-style-type: none"> • Implement new curriculum with newcomers (ELD) 	<ul style="list-style-type: none"> • Build confidence in reading, writing, speaking, and listening with our low level ELs. 	<ul style="list-style-type: none"> • Continue providing support that is based on performance data (ELPAC domains, Diagnostic, class grades).

Culture and Climate Action Plan (2020-2021)

Focus Area	Goal (SMART)	Impact	Action Plan (with Timeline)
Increasing positive interactions among students	Restructure fun friday	Improving relationships among students and teachers	Fall 2020
Teaching and re-teaching the use of positive language in advisory	Improving positive communication among students	Teaching how to effectively communicate / improve relationships	Fall 2020
Increase opportunities for emotional expression (restorative circles)	Students lead restorative circles / SCC will only facilitate	Repairing and restoring relationships promoting positive climate and culture	Spring 2021

Operations Action Plan (2020-2021)

Focus Area	Goal (SMART)	Impact	Action Plan (with Timeline)
Attendance	Increase Attendance	More funding	Buy MORCS Swag (umbrellas, ponchos, etc.) to increase students coming to school
Breakfast	Increase Meals Served <i>(Try to meet a consistency of 96%+ per month)</i>	More funding to help purchase new carts, keypads, etc.	Spring 2021
Parent Conferences	Increase Participation by at least 2%	Parents are more aware of where their student currently stands and what can they do to make sure they're successful	Restructure our current conference schedule/matrix (we are already phone banking, sending postcards, sending flyers, etc.) Hold a raffle after based on who attended (kitchenware, electronics, uniforms, sports equipment, gift cards etc.)
Enrollment	Increase our Number	Less students means less funding which leads to losing staff members	Communicate with local elementary schools Increase online / social media presence