



Board Agenda Item #	II.A - Discussion Item
Date:	May 3, 2018
To:	Community and Parent Engagement Committee
From:	Caprice Young, Ed.D., CEO & Superintendent
Staff Lead:	Ismael Soto, Interim Chief External Officer
RE:	Panorama Education – Family Survey Results

Proposed Board Motion

Information item, no actions required.

Background

Panorama Education – Family Survey Results

Stakeholder voices, i.e., voices of our students, families, staff, and other school community members, play a powerful role in helping us learn how to improve our teaching, leadership, and other school practices. Surveys have been the primary means of collecting student, family, and staff voices about what we are doing great and should keep doing, and what are areas for improvement, so we can continue to provide our students with the best quality education. MPS uses an online platform to provide students, families, and staff with groups of questions that measure their perceptions of teaching and learning, as well as their perceptions of school climate and students’ own strengths and weaknesses. This feedback instrument provides teachers and school leaders with valuable data about how students see their classes, how much parents are involved, how supported staff feel and how to facilitate improvement.

Background on Panorama Education: Panorama is an education technology company that has developed a cloud-based platform-as-a-service that enables school districts and state departments of educations to design and implement survey programs for students, staff

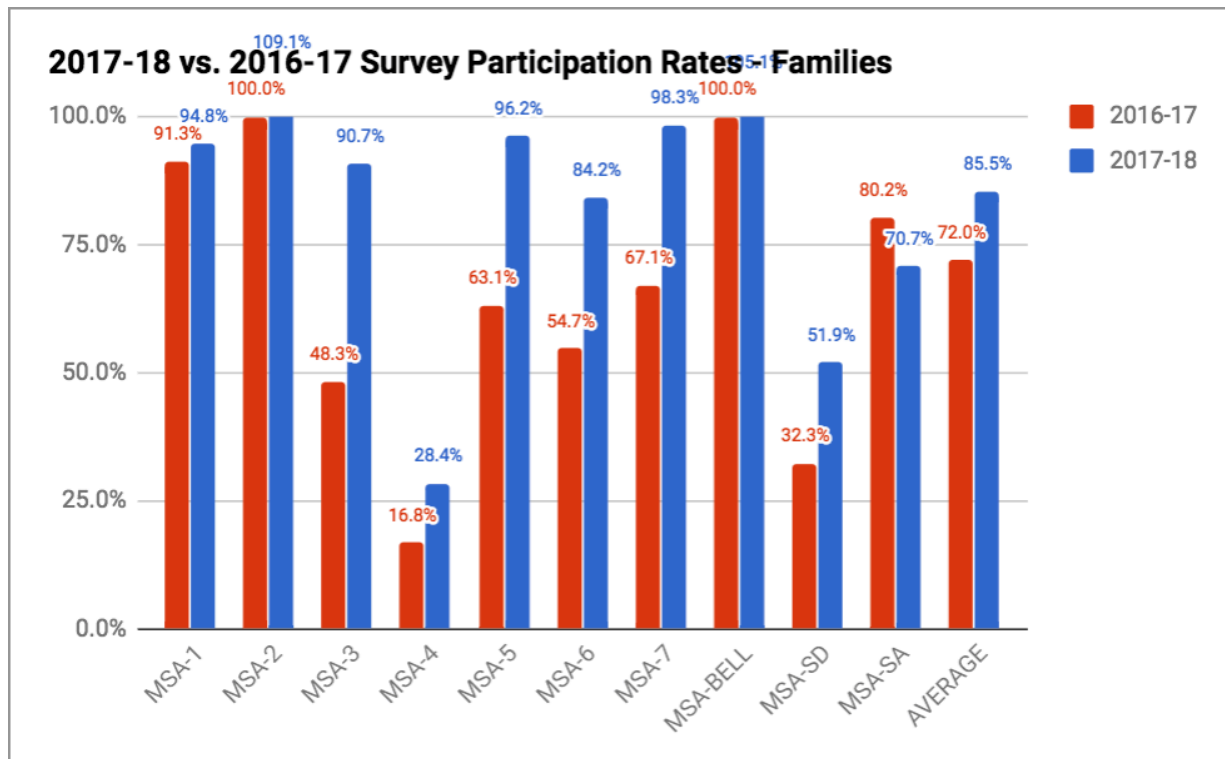
and parents.

Below you will find the survey participation rate for Magnolia families 2016-17 vs. 2017-

18. The table below demonstrates the following:

- MSA-1: 3.5% Increase
- MSA-2: 9.1% Increase
- **MSA-3: 42.4% Increase**
- MSA-4: 11.6% Increase
- **MSA-5: 33.1% Increase**
- **MSA-6: 29.5% Increase**
- **MSA-7: 31.2% Increase**
- MSA-8: 0% Increase (100% participation)
- MSA-SD: 19.6% Increase

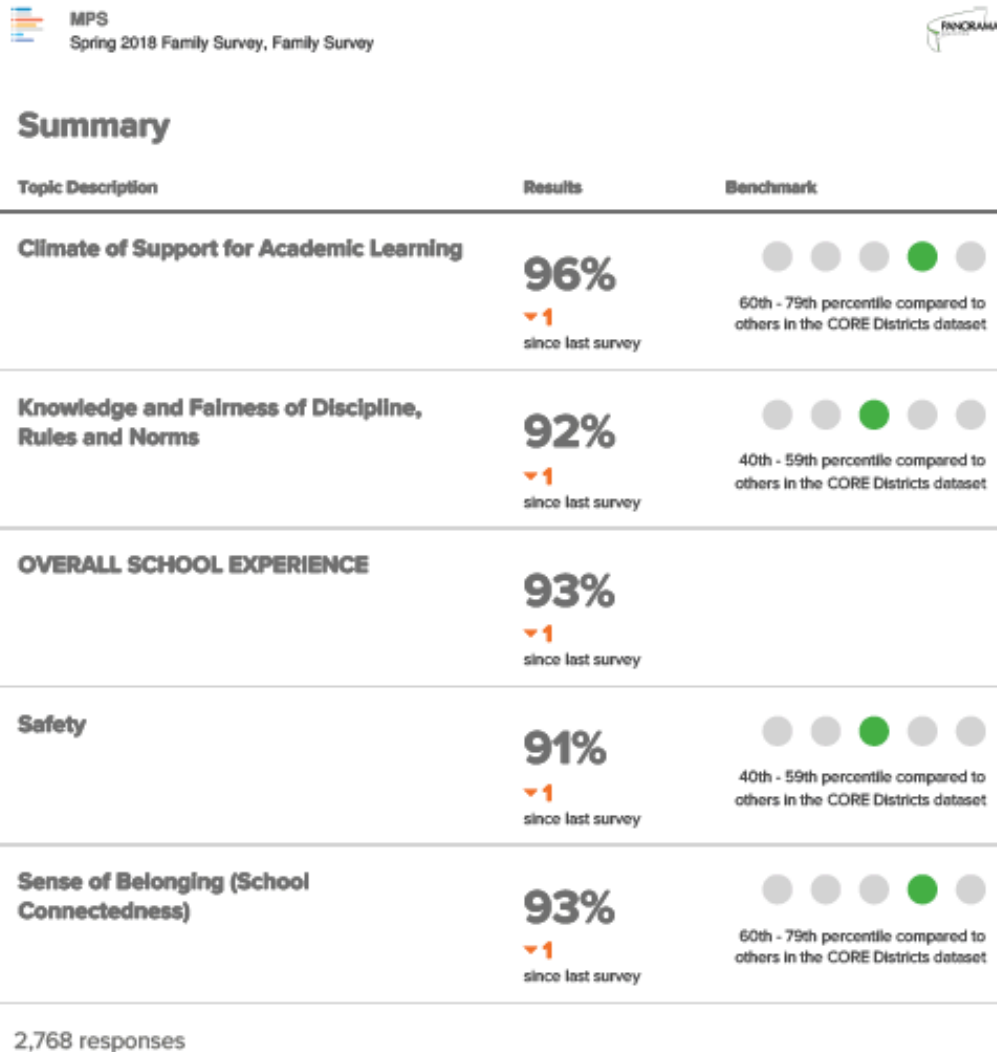
The AVERAGE increase across all Magnolia school sites is 13.5%.



Below you will find the survey participation rate for Magnolia families which includes LCAP goals and the change from 2016-17 to 2017-18. For MSA-4, although they did not reach their LCAP target for families 2017-18, they increased by 11.6%. For MSA-San Diego, although they did not reach their LCAP target for families 2017-18, they increased 19.6%. For MSA-SA, they did not reach their LCAP target for families 2017-18 of 85.0%, they reached 70.7%

Survey Participation Rates: 2017-18 vs. 2016-17															
	Students					Families					Staff				
	2016-17	2017-18	Change	LCAP T ₂ Met?		2016-17	2017-18	Change	LCAP T ₂ Met?		2016-17	2017-18	Change	LCAP T ₂ Met?	
MSA-1	83.0%	93.2%	10.2%	85.0%	Yes	91.3%	94.8%	3.5%	55.0%	Yes	93.6%	97.6%	4.0%	85.0%	Yes
MSA-2	83.6%	88.9%	5.3%	85.0%	Yes	100.0%	109.1%	9.1%	55.0%	Yes	89.7%	94.7%	5.0%	85.0%	Yes
MSA-3	76.4%	86.3%	9.9%	85.0%	Yes	48.3%	90.7%	42.4%	55.0%	Yes	90.2%	100.0%	9.8%	85.0%	Yes
MSA-4	88.1%	97.8%	9.7%	70.0%	Yes	16.8%	28.4%	11.6%	50.0%	No	77.8%	100.0%	22.2%	80.0%	Yes
MSA-5	89.4%	96.7%	7.3%	85.0%	Yes	63.1%	96.2%	33.1%	55.0%	Yes	100.0%	100.0%	0.0%	85.0%	Yes
MSA-6	97.7%	99.4%	1.7%	98.0%	Yes	54.7%	84.2%	29.5%	65.0%	Yes	93.3%	100.0%	6.7%	95.0%	Yes
MSA-7	98.9%	98.7%	-0.2%	90.0%	Yes	67.1%	98.3%	31.2%	70.0%	Yes	94.4%	90.0%	-4.4%	85.0%	Yes
MSA-BELL	94.4%	100.0%	5.6%	85.0%	Yes	100.0%	105.1%	5.1%	90.0%	Yes	100.0%	100.0%	0.0%	85.0%	Yes
MSA-SD	93.6%	88.7%	-4.9%	85.0%	Yes	32.3%	51.9%	19.6%	55.0%	No	83.8%	86.7%	2.9%	85.0%	Yes
MSA-SA	90.3%	88.5%	-1.8%	90.0%	No	80.2%	70.7%	-9.5%	85.0%	No	73.6%	91.4%	17.8%	90.0%	Yes
AVERAGE	88.2%	92.4%	4.2%			72.0%	85.5%	13.5%			88.4%	95.5%	7.1%		

Below you will find the Panorama Education – Family Survey results which include a summary, climate of support for academic learning, knowledge and fairness of discipline, rules and norms, overall school experience, safety, and sense of belonging (school connectedness):

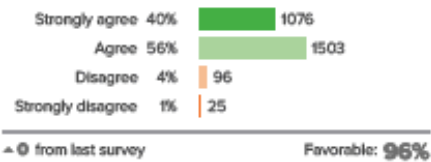


Climate of Support for Academic Learning

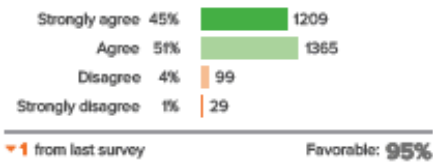


How did people respond?

Q.1: This school provides high quality instruction to my child.



Q.2: This school has high expectations for all students.

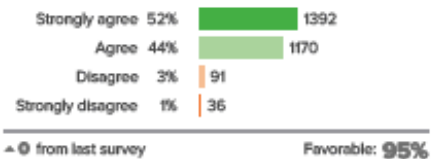


Knowledge and Fairness of Discipline, Rules and Norms

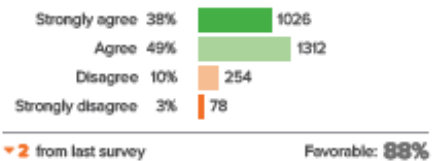


How did people respond?

Q.1: This school clearly informs students what would happen if they break school rules.



Q.2: At this school, discipline is fair.

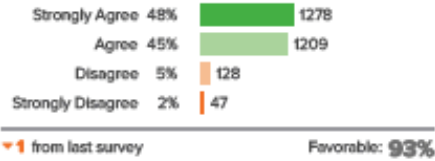


OVERALL SCHOOL EXPERIENCE



How did people respond?

Q.1: Overall, I am satisfied and would recommend this school to other parents.

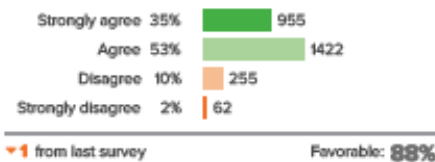


Safety

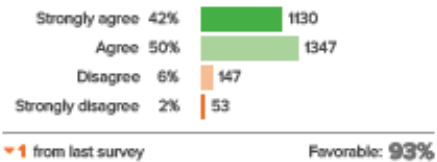


How did people respond?

Q.1: My child is safe in the neighborhood around the school.



Q.2: My child is safe on school grounds.

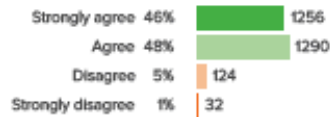


Sense of Belonging (School Connectedness)



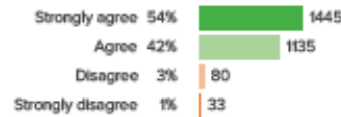
How did people respond?

Q.1: I feel welcome to participate at this school.



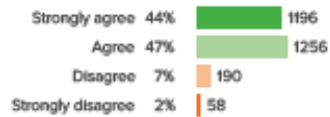
▼ 1 from last survey Favorable: **94%**

Q.2: School staff treats me with respect.



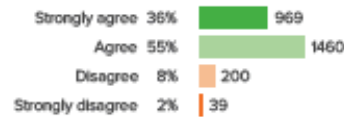
▲ 0 from last survey Favorable: **96%**

Q.3: School staff takes my concerns seriously.



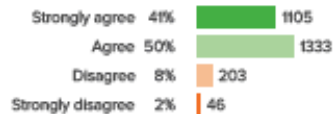
▼ 1 from last survey Favorable: **91%**

Q.4: School staff welcomes my suggestions.



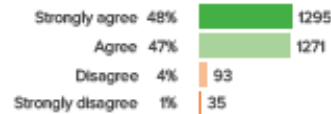
▼ 2 from last survey Favorable: **91%**

Q.5: School staff responds to my needs in a timely manner.



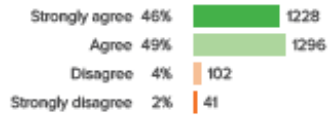
▲ 0 from last survey Favorable: **91%**

Q.6: School staff is helpful.



▲ 0 from last survey Favorable: **95%**

Q.7: My child's background (race, ethnicity, religion, economic status) is valued at this school.

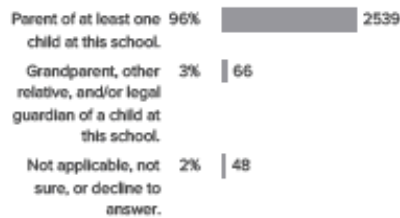


▲ 0 from last survey Favorable: **95%**

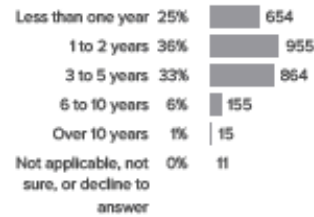
Background Questions

How did people respond?

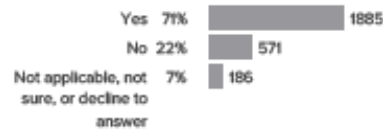
Q.1: I am a...



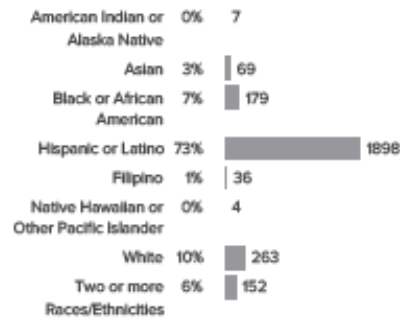
Q.2: How many years has your child been at this school?



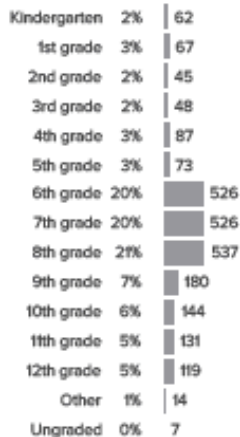
Q.3: Does one or more of your children receive a free or reduced-price breakfast or lunch at this school?



Q.4: What is your race or ethnicity?



Q.5: In what grade is your child?



Q.6: Special Education Program or has an Individual Education Plan (IEP)?



Q.7: English Language Development (for children learning English)?



Analysis (If applicable)

MSA Principals (or assigned representatives) will present the Panorama parent survey findings for their school site. Parent survey questions included:

1. What do you like best about your school?
2. What do you like least about your school?
3. What is one suggestion you would like to offer to improve your school?

Budget Implications

- None

Exhibits (attachments):

- None