



MAGNOLIA PUBLIC SCHOOLS

Board Of Directors

Board Agenda Item #	V A
Date:	November 12, 2015
To:	Magnolia Board of Directors
From:	Caprice Young, Ed.D., CEO & Superintendent
Staff Lead:	Michelle Hurst-Crumpton, Chief Academic Officer
RE:	Academic Board Report

Proposed Board Recommendation

Information only, no action needed.

Background

The Academic Team is providing onsite support to Magnolia Science Academy 3 due to a large amount of staff turnover since the beginning of the school year. Support is being given also in light of the loss of administrative staff. Teacher support, core curriculum support and school culture are the areas of focus.

Professional Development

MPS held its first Practitioners Symposium on October 16, 2015 at Magnolia Science Academy 8 in Bell, California. This was a day designed to share best practices across all MPS schools. Teachers held a panel where they discussed the school year and what they perceived to be areas of refinement and success. We are hoping to hold a second symposium in the spring of 2016. Each school participated with the exception of MSA 2 (WASC Visit) and Santa Clara.

MAP TESTING

Last year we were able to work with NWEA to align our formative assessment, MAP, to the Common Core Curriculum. As expected, the rigor of Common Core is reflected in the results. Our scores show significant increase from Fall to Fall in our results.

As our teachers and administrators become even more familiar with Common Core, this alignment should become more transparent in the outcomes for our students. MAP data can give MPS the momentum, through the disaggregation of data, to reach our academic growth targets and goals for this academic year. All Deans of Academics and principals are working in conjunction with the academic team to utilize this information for interventions, grouping and progressive programming for our advanced students.

The following information is a representation of comparative Fall-to-Fall results for our schools, based on RIT scores.



MAGNOLIA PUBLIC SCHOOLS

13950 Milton Ave. 200B Westminster, CA 92683

P: (714) 892-5066 F: (714) 362-9588

PLEASE SEE ATTACHED:

MAP comparative data across our network

Upcoming Event

November 17, 2015 the Academic Team Retreat will be held at the Holiday Inn Long Beach. Our Facilitator will be Dr. Casey Reason. (Biography Attached)

This daylong event will include MPS Leadership as well as our school leaders. You are invited to join us for the Keynote Address and dinner at 6:00pm. (Please see the attached flyer).

Budget Implications

No budget implications

Name of Staff Originator:

Michelle Hurst-Crumpton, Chief Academic Officer

Attachments

MAP Reports

Bio: Dr. Casey Reason

Invitation November 17, 2015



MAGNOLIA
PUBLIC SCHOOLS

Tell me and I forget. Teach me and I remember. Involve me and I learn.

Benjamin Franklin

FIRST ANNUAL PRACTITIONERS SYMPOSIUM FALL CONFERENCE
SESSION SCHEDULE

Date: October 16, 2015

Location: MSA 8

Time: 8:00am-3:00pm

	ROOM: D114	ROOM: D112	ROOM: E106	ROOM: E104	ROOM: D106	ROOM: E101	ROOM: D111	ROOM: D108
Breakfast 8:00-8:30	Breakfast in the Auditorium Opening Remarks: Dr. Young							
Session 1 8:35-9:30		Mrs. Estes	Ms. Babaie		Mr. Angood	Mr. Cortez	SPED MEETING	Ms. Meiling
Session 2 9:40-10:40	Ms. Buckley	Mr. Bray and Ms. Talcott	Ms. Anderson	Mr. Delmuro and Mr. Garcia	Mr. Angood	Coach Karchikyan	SPED MEETING	College Counseling?
Session 3 10:50-11:50	Ms. Buckley	Mrs. Estes	Ms. Babaie	Mr. Delmuro and Mr. Garcia	FLL Robotics Workshop		SPED MEETING	Ms. Bracha, Ms. Combs Ms. Garcia, Mrs. Rivera, and Ms. Toccooli,
Lunch 12:00-1:00	Lunch Location: Outside cafeteria							
Session 4 1:10-2:10	Ms. Rivera	Ms. Bracha	Ms. Khwells Ms. Robertson		FLL Robotics Workshop		Mrs. Morley and Mrs. Fotolyan	College Counseling?
Closing 2:15-3:00	Closing Remarks: Ms. Crumpton Awards Ceremony							
NOTES:	Office Managers Meeting: Computer Lab E102		College Counselors: Room #		Special Education Meeting: D111			

FIRST ANNUAL PRACTITIONERS SYMPOSIUM FALL CONFERENCE SESSION SCHEDULE

	ROOM: E105	ROOM: D114	ROOM: D112	ROOM: E106	ROOM: E104	ROOM: D106	ROOM: E101	ROOM: D111	ROOM: D108
Breakfast 8:00-8:30	Breakfast in the Auditorium Opening Remarks: Dr. Young								
Session 1 8:35-9:30				MSA-6 Google Classroom	MSA-8 Rigor for ALL students in the S. S Classroom	MSA-SD Schology- the digital classroom	MSA-8 The Arts & Core Curriculum	SPED MEETING	The Creative Classroom
Session 2 9:40-10:40		MSA- SD Blended Learning (Math Classroom)	MSA-8 Bringing council into your classroom	MSA-3 Immersion for Foreign Language	MSA-1 Analyzing Rhetoric in one sentence	MSA-SD Schology- the digital classroom	MSA-1 Classroom Management Strategies	SPED MEETING	
Session 3 10:50-11:50	FLL Robotics Workshop	MSA- SD Blended Learning (Math Classroom)	MSA-8 Bringing council into your classroom	MSA-6 Google Classroom	MSA-8 Rigor for ALL students in the S. S Classroom			SPED MEETING	MSA-7 Wallis Focus School Grant Arts in the Core Curriculum
Lunch 12:00-1:00	Lunch Location: Outside cafeteria/ Auditorium								
Session 4 1:10-2:10	FLL Robotics Workshop	MSA-7 Calendar Math	MSA-7 Novel Based Instruction (Upper Grades)	MSA-5 Scientific Literacy Lesson				MSA-1 Increasing student Achievement (Focused on Special populations)	
Closing 2:15-3:00	Closing Remarks: Ms. Crumpton Awards Ceremony								
NOTES:	Office Managers Meeting: Computer Lab E102			Special Education Meeting: D111					

Projected Proficiency Summary Report



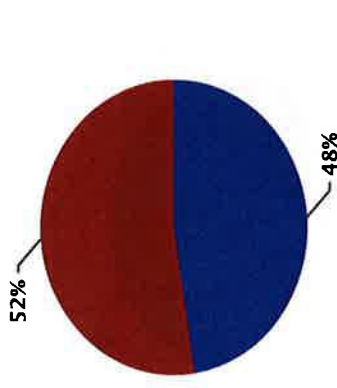
Aggregate by District by School

Term: Fall 2015-2016
 District: Magnolia Public Schools
 Grouping: None

Mathematics

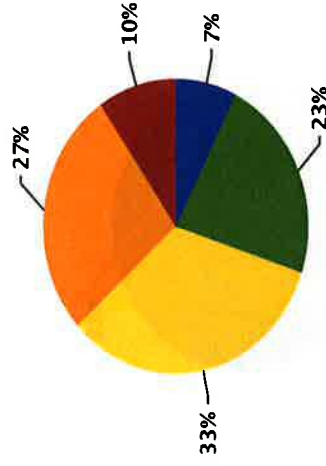
State Test Name: CAHSEE

School	Student Count	AYP Not Pass		AYP Pass	
		Count	Percent	Count	Percent
MSA Santa Ana	48	24	50.0%	24	50.0%
MSA Santa Clara	24	7	29.2%	17	70.8%
MSA-1 Reseda	199	77	38.7%	122	61.3%
MSA-2 Valley	134	70	52.2%	64	47.8%
MSA-3 Carson	134	86	64.2%	48	35.8%
MSA-4 Venice	89	65	73.0%	24	27.0%
Total	628	329	52.4%	299	47.6%



State Test Name: STAR

School	Student Count	Far Below Basic		Below Basic		Basic		Proficient		Advanced	
		Count	Percent	Count	Percent	Count	Percent	Count	Percent	Count	Percent
MSA San Diego	423	10	2.4%	64	15.1%	129	30.5%	164	38.8%	56	13.2%
MSA Santa Ana	81	5	6.2%	20	24.7%	23	28.4%	19	23.5%	14	17.3%
MSA Santa Clara	67	1	1.5%	4	6.0%	11	16.4%	23	34.3%	28	41.8%
MSA-1 Reseda	267	29	10.9%	77	28.8%	98	36.7%	55	20.6%	8	3.0%
MSA-2 Valley	307	33	10.7%	84	27.4%	110	35.8%	70	22.8%	10	3.3%
MSA-3 Carson	280	25	8.9%	98	35.0%	110	39.3%	46	16.4%	1	0.4%
MSA-4 Venice	69	5	7.2%	26	37.7%	24	34.8%	13	18.8%	1	1.4%
MSA-5 Hollywood	145	33	22.8%	54	37.2%	47	32.4%	11	7.6%	0	0.0%
MSA-6 Palms	161	19	11.8%	43	26.7%	66	41.0%	28	17.4%	5	3.1%
MSA-7 Van Nuys	228	19	8.3%	43	18.9%	50	21.9%	60	26.3%	56	24.6%
MSA-8 Bell	485	61	12.6%	170	35.1%	165	34.0%	81	16.7%	8	1.6%
Total	2513	240	9.6%	683	27.2%	833	33.1%	570	22.7%	187	7.4%



Explanatory Notes

This report shows students' projected performance on the state assessment(s) based on NWEA alignment/linking studies. Performance categories are defined by the state and are specific to each state. For any state that does not have an alignment/linking study, NWEA uses the 40th percentile from the norming study to forecast basic proficiency and the 70th percentile to forecast proficient-plus.

Proficiency is projected from MAP assessments administered in Fall 2015-2016 to state test(s) administered in Spring 2015-2016.

Projected Proficiency Summary Report

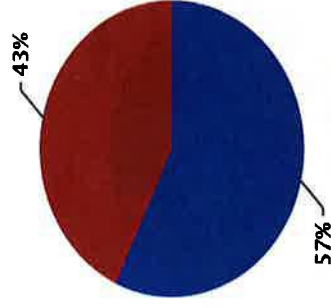
Aggregate by District by School

Term: Fall 2015-2016
District: Magnolia Public Schools
Grouping: None

Reading

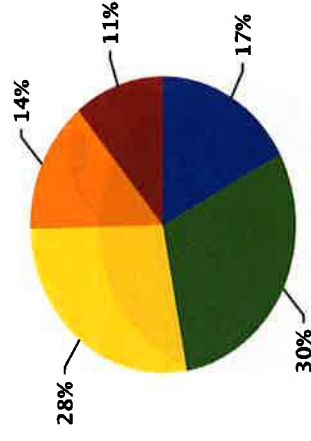
State Test Name: CAHSEE

School	Student Count	AYP Not Pass		AYP Pass	
		Count	Percent	Count	Percent
MSA Santa Ana	47	22	46.8%	25	53.2%
MSA Santa Clara	28	5	17.9%	23	82.1%
MSA-1 Reseda	211	71	33.6%	140	66.4%
MSA-2 Valley	134	53	39.6%	81	60.4%
MSA-3 Carson	134	73	54.5%	61	45.5%
MSA-4 Venice	61	41	67.2%	20	32.8%
Total	615	265	43.1%	350	56.9%



State Test Name: STAR

School	Student Count	Far Below Basic		Below Basic		Basic		Proficient		Advanced	
		Count	Percent	Count	Percent	Count	Percent	Count	Percent	Count	Percent
MSA San Diego	423	10	2.4%	28	6.6%	77	18.2%	149	35.2%	159	37.6%
MSA Santa Ana	81	4	4.9%	6	7.4%	21	25.9%	24	29.6%	26	32.1%
MSA Santa Clara	72	1	1.4%	0	0.0%	9	12.5%	23	31.9%	39	54.2%
MSA-1 Reseda	265	21	7.9%	51	19.2%	77	29.1%	94	35.5%	22	8.3%
MSA-2 Valley	307	44	14.3%	49	16.0%	83	27.0%	100	32.6%	31	10.1%
MSA-3 Carson	281	24	8.5%	53	18.9%	96	34.2%	85	30.2%	23	8.2%
MSA-4 Venice	12	4	33.3%	3	25.0%	5	41.7%	0	0.0%	0	0.0%
MSA-5 Hollywood	145	31	21.4%	27	18.6%	49	33.8%	33	22.8%	5	3.4%
MSA-6 Palms	154	19	12.3%	21	13.6%	46	29.9%	42	27.3%	26	16.9%
MSA-7 Van Nuys	232	33	14.2%	32	13.8%	64	27.6%	55	23.7%	48	20.7%
MSA-8 Bell	472	78	16.5%	83	17.6%	146	30.9%	128	27.1%	37	7.8%
Total	2444	269	11.0%	353	14.4%	673	27.5%	733	30.0%	416	17.0%



Explanatory Notes

This report shows students' projected performance on the state assessment(s) based on NWEA alignment/linking studies. Performance categories are defined by the state and are specific to each state. For any state that does not have an alignment/linking study, NWEA uses the 40th percentile from the norming study to forecast basic proficiency and the 70th percentile to forecast proficient-plus.

Proficiency is projected from MAP assessments administered in Fall 2015-2016 to state test(s) administered in Spring 2015-2016.

**Magnolia Public Schools
Student Growth Summary Fall 2015**


Math Percent Met Projected Growth

	7th	8th	9th	10th	11th
MSA1	52	58	60	26	
MSA2	79	74	73	63	76
MSA3	39	30	50	52	62
MSA4	36	46	46	28	52
MSA5	36	38			
MSA6	55	67			
MSA7					
MSA8	61	62			
MSA SD	42	61			
MSA SA	33	47	33		
MSA SC	35	47			

Note:
about 60% of students nationwide meet or exceed their growth projections

Reading Percent Met Projected Growth

	7th	8th	9th	10th	11th
MSA1	64	55	68		
MSA2	61	70	92	89	70
MSA3	40	51	47	48	59
MSA4				65	69
MSA5	74	40			
MSA6	51	76			
MSA7					
MSA8	45	53			
MSA SD	63	78			
MSA SA	59	54	47		
MSA SC	48	61			

 is highest percent in grade level
 is above 60 %

Language Percent Met Projected Growth

	7th	8th	9th	10th	11th
MSA1					
MSA2	57	59	70	86	70
MSA3					
MSA4	50	67	92	72	76
MSA5	76				
MSA6	40	50			
MSA7					
MSA8					
MSA SD	55	48			
MSA SA					
MSA SC	61	50			

You are cordially invited to attend the
MPS Academic Team Retreat



Special Guest:
Casey Reason

Tuesday, November 17th
Retreat 10:00am– 5:00pm
Dinner 6:00 - 7:30pm
Holiday Inn (Long Beach Airport Hotel)
2640 North Lakewood Blvd.
Long Beach, CA 90815

Keynote presentation:
Thoughtfully Led

Schools today face substantially accelerated performance expectations. Furthermore, technology has brought blinding speed to our communication. It's brought the outside world, in-affording unprecedented availability, access, input, and transparency. Does this change the leadership that's required today? The answer is YES! Today leadership isn't about org charts. It's about creating culture. It isn't about meeting standard. It's about breaking paradigms around what's possible. This presentation is about strategies for maximizing human performance.

Resources:
Stop Leading Like It's Yesterday!



Stop Leading Like
It's Yesterday! *

Leading a Learning
Organization



Mirror Images

*First 50 individuals will receive the book
Stop Leading Like It's Yesterday



CASEYREASON

Home Our Services Books News and Events Contact Us

About

Our Story

In 2003, Casey started his first company, Highpoint Learning, providing specialized consulting and development work in instructional design. Highpoint Learning grew into what is known today as Casey Reason Companies (CRC) with employees and corporate partners working in multiple national and international locations. Casey has dedicated his career to helping organizations and the people who work within them develop passionately engaged teams by directly tying his message to each group’s specific leadership challenges.

Our Team

Casey’s company employs several highly trained support staff with many years of experience working in virtual learning and supporting adult learning initiatives. He also has a management team that includes doctorally prepared leaders with many years of experience in instructional design.

Our Partnerships

Dr. Reason believes that deep, lasting change can emerge when networks of highly energized people come together. If you are a leader in an organization who is doing work associated with Dr. Reason’s research agenda; we would love to hear from you! Casey has a very diverse and expansive network of colleagues who may be interested in researching your organization; helping you learn more

About Dr. Casey Reason

Dr. Casey Reason has worked with leaders from all over the world on breakthrough leadership strategies designed to improve performance and overcome resistance to change. Casey has dedicated his career to helping organizations and the people who work within them develop passionately engaged teams by directly tying his message to each group’s specific leadership challenges.



[Learn More](#)

about your work and helping us continue to explore the connection between leading, learning, and change.

Interested in becoming a research partner?

If you are a graduate student working on a master's or doctoral thesis and have followed Dr. Reason's work, we would like to help you continue to explore and expand on his work. If you would like to discuss opportunities for us to collaborate with you, please contact us!


Categories

K-12 Education

Business Improvement

System Improvement

Follow Us



Contact

CRC Corporate
Headquarters

Phone: 602.753.6478

Email:

info@caseyreason.com

Get Updates via Email

Enter your email address to subscribe and receive notifications by email.

Email Address

Subscribe