

# Adopted Budget 2023-24

June 8, 2023

---

# MPS – Adopted Budget FY 23/ 24

## Assumptions

### Revenues

- **Governor's May Revise includes an 8.2 percent cost of living adjustment (COLA) increase to LCFF and other programs for 2023-2024**
- **Reductions to the Arts & Music Block Grant, Instructional Materials ,Discretionary Block Grant & the Learning Recovery Emergency Block Grant**
- **One-time pandemic funds projected to be spent down into the next two fiscal years**
- **Additional one-time monies in the form of Employee Retention Credits (ERC) for all sites**

### Expenditures

- **Teacher compensation data reflects salary increases for 2023-24**
- **Employee Benefit expenditures projected increase based on updated information**
- **Books, Supplies & Services projections have been updated to reflect cost of living increases**
- **Facilities costs included in Services and other Operating Expenses & Capital Outlay**

# MPS – Budget Assumptions MYP

## FY 24/ 25 & 25/ 26

### Revenues

- **LCFF and other State revenues are based on the School Services of California (SSC) May Revise Dartboard (includes 3.94% & 3.29% COLA) with some projected enrollment growth that varies by school site**
- **Spend down of all one-time pandemic funds by end of 24/25 (based on school)**

### Expenditures

- **Teacher compensation data reflects 23/24 staffing levels with minor increases based on COLA**
- **Books, Supplies & Services projections have been updated to reflect cost of living increases and updated information**

# Magnolia Public Schools - Fiscal Stabilization Plans

<u>MSA 3</u>	<u>MSA 4</u>	<u>MSA 6</u>	<u>MSA 7</u>	<u>MSA Bell</u>	<u>MSA Santa Ana</u>	<u>MSA San Diego</u>	<u>Total</u>
\$1,278,152	\$135,000	\$ 513,263	\$249,461	\$ 467,276	\$1,343,241	\$ 590,325	\$4,576,718

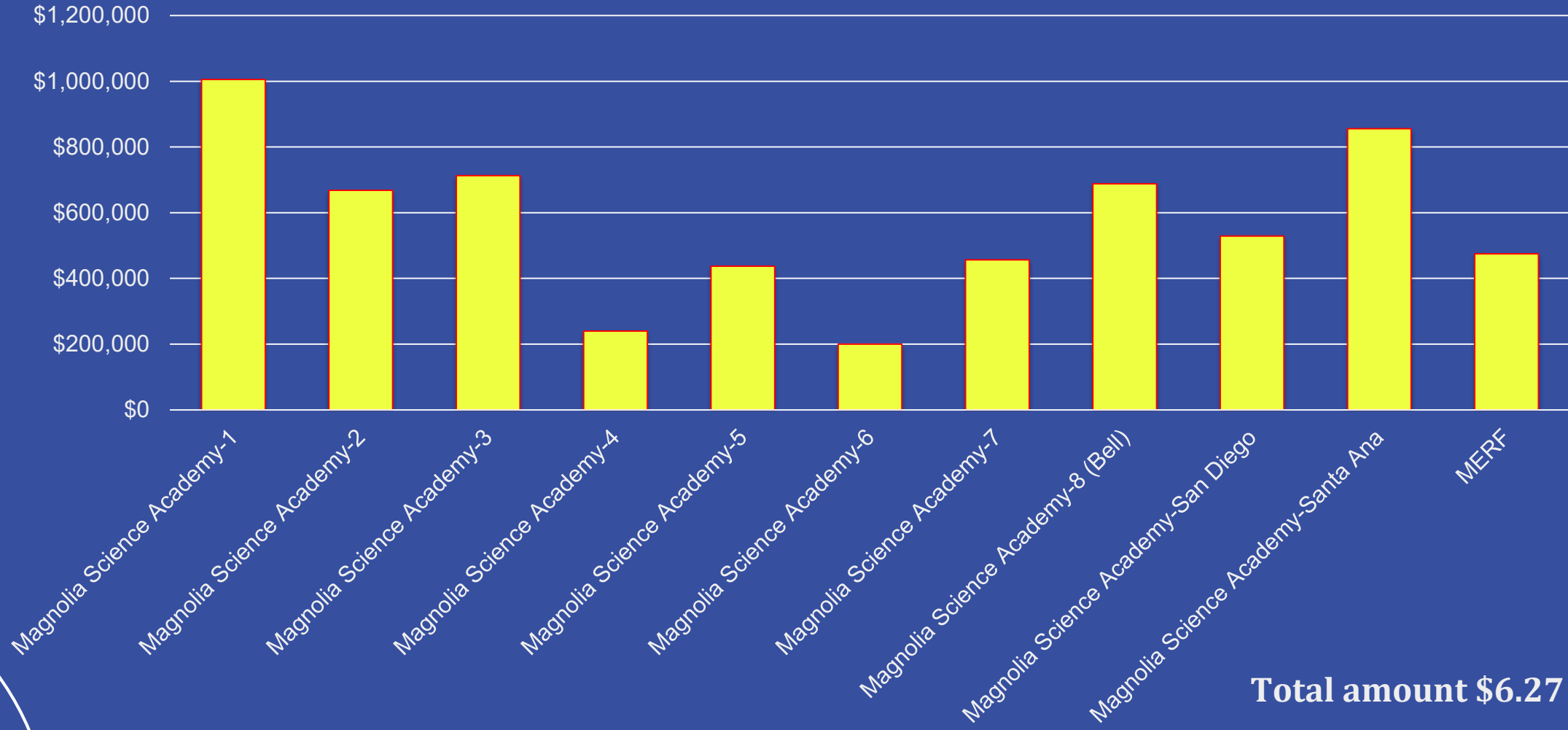
The original Fiscal Stabilization Plans (FSP) were presented in March 2023, reflected approximately \$4.56 million worth of total reductions for 2023-24

However FSP amounts were revised in June to \$554K for MSA 3, Santa Ana & San Diego for 2023-24

## Employee Retention Credit - Breakdown

<u>Site Name</u>	<u>Amount Per Site</u>
<b>MSA-1</b>	<b>\$1,005,426</b>
<b>MSA-2</b>	<b>\$668,059</b>
<b>MSA-3</b>	<b>\$712,447</b>
<b>MSA-4</b>	<b>\$239,529</b>
<b>MSA-5</b>	<b>\$437,102</b>
<b>MSA-6</b>	<b>\$199,829</b>
<b>MSA-7</b>	<b>\$456,741</b>
<b>MSA-Bell</b>	<b>\$687,917</b>
<b>MSA-San Diego</b>	<b>\$528,952</b>
<b>MSA-Santa Ana</b>	<b>\$855,626</b>
<b>MERF</b>	<b>\$474,792</b>
<b><u>Grand Total</u></b>	<b><u>\$6,266,419</u></b>

# Employee Retention Credit



**Total amount \$6.27 million**

# Enrollment Projections – 2022-23 & 2023-24

School	2022/23	2023/24	Net Change
MSA 1	693	700	7
MSA 2	507	530	23
MSA 3	375	400	25
MSA 4	105	120	15
MSA 5	234	239	5
MSA 6	91	110	19
MSA 7	264	287	23
MSA 8 Bell	385	394	9
MSA Santa Ana	496	520	24
MSA San Diego	419	430	11
Totals	3,569	3,730	161

Enrollment projected to increase by 4.5 percent year over year MPS-wide

# Budget Planning Assumptions 23/ 24

## Funded ADA (Average Daily Attendance)

<u>MSA 1</u>	<u>MSA 2</u>	<u>MSA 3</u>	<u>MSA 4</u>	<u>MSA 5</u>
651	493	368	110	217

<u>MSA 6</u>	<u>MSA 7</u>	<u>MSA Bell</u>	<u>MSA SA</u>	<u>MSA SD</u>
101	267	362	494	400

**Enrollment to ADA continues to be a challenge post-pandemic as MPS averaged 96% during the 2019-20 school year**

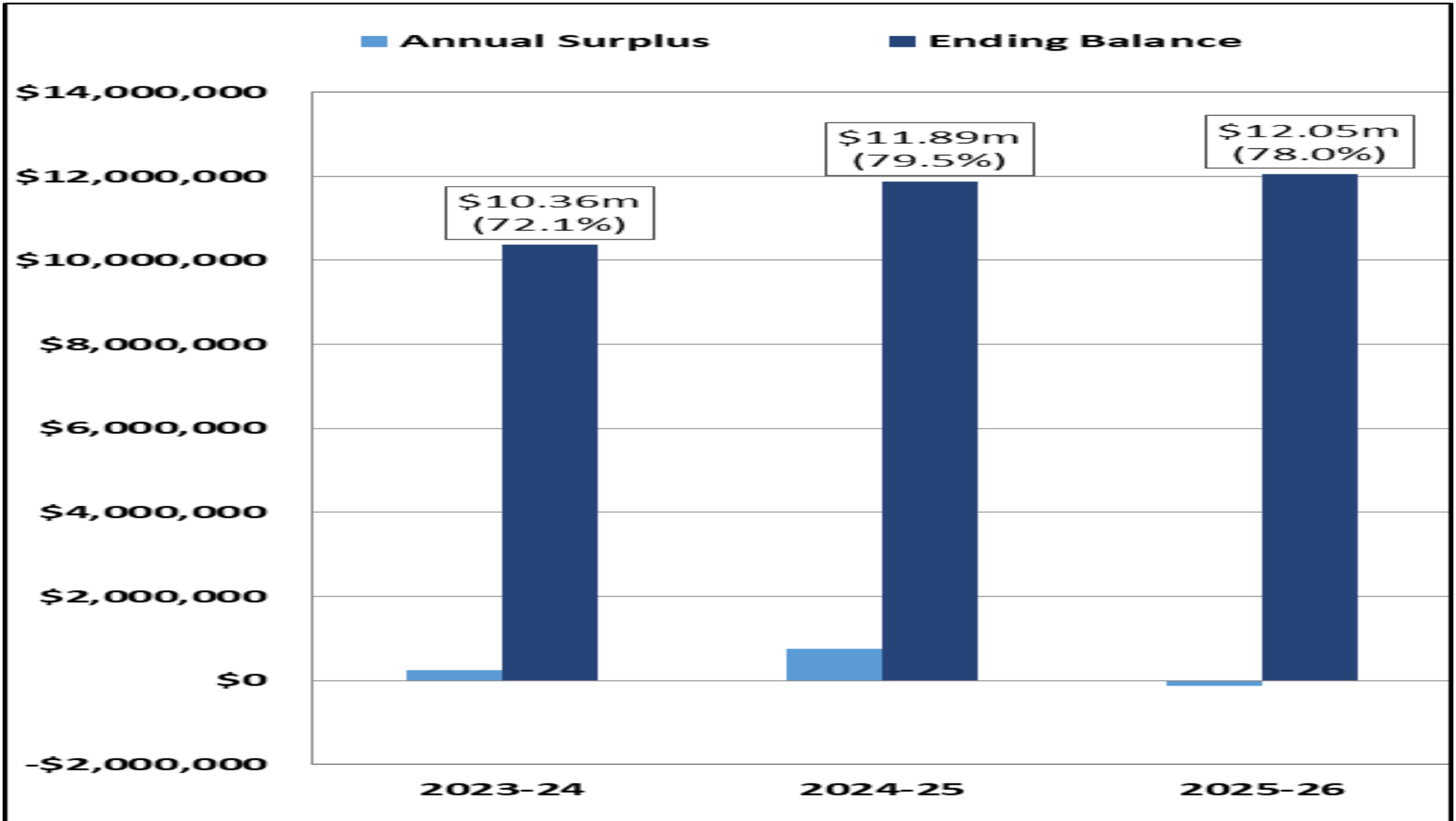


## Magnolia Science Academy 1 – Adopted Budget & Multiyear Projections

	2023-24 Adopted Budget	2024-25	2025-26
<b>Enrollment</b>	<b>700</b>	<b>747</b>	<b>767</b>
<b>Revenues</b>	<b>\$14,634,829</b>	<b>\$15,705,070</b>	<b>\$15,317,383</b>
<b>Expenditures</b>	<b>\$14,378,186</b>	<b>\$14,944,687</b>	<b>\$15,436,367</b>
<b>Other Adjustments</b>			<b>(200,000)</b>
<b>Net Deficit/Surplus</b>	<b>\$256,643</b>	<b>\$760,383</b>	<b>\$81,016</b>
<b>Ending Fund Balance</b>	<b>\$10,364,527</b>	<b>\$11,885,294</b>	<b>\$12,047,327</b>

*Enrollment projections assume 10% growth over a 3 year period. Revenue projections include spend down of all one-time monies by 2024/25. Projected deficit in 25/26 will need to be offset by approximately \$200,000 worth cuts or additional revenues; see other adjustments.*

# Magnolia Science Academy 1 - Multiyear Projections

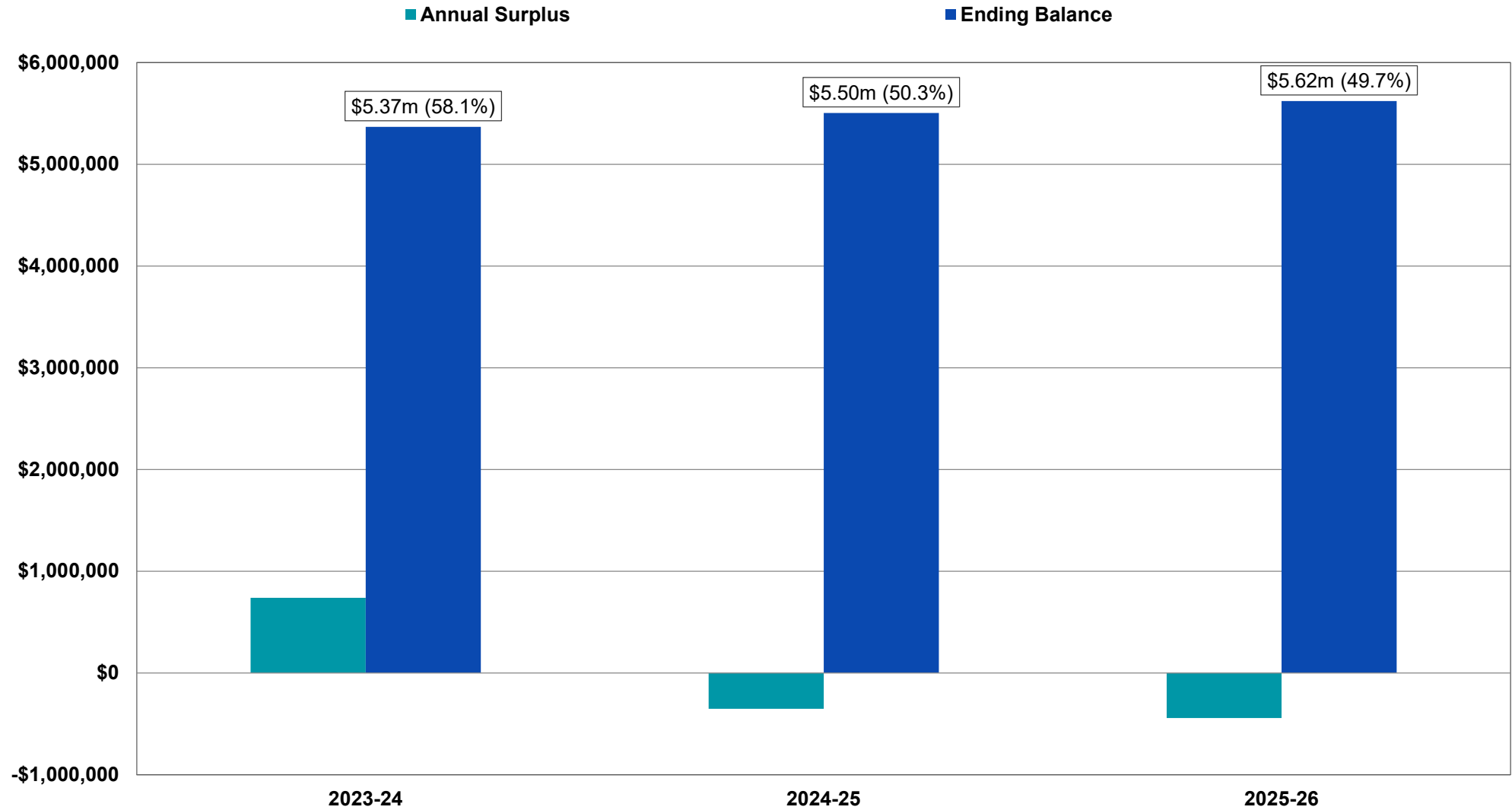


## Magnolia Science Academy 2 – Adopted Budget & Multiyear Projections

	2023-24 Adopted Budget	2024-25	2025-26
<b>Enrollment</b>	<b>530</b>	<b>564</b>	<b>564</b>
<b>Revenues</b>	<b>\$9,976,108</b>	<b>\$10,589,203</b>	<b>\$10,874,268</b>
<b>Expenditures</b>	<b>\$9,237,528</b>	<b>\$10,941,488</b>	<b>\$11,315,908</b>
<b>Other Adjustments</b>		<b>(420,000)</b>	<b>(500,000)</b>
<b>Net Deficit/Surplus</b>	<b>\$738,579</b>	<b>\$67,715</b>	<b>\$58,360</b>
<b>Ending Fund Balance</b>	<b>\$5,368,976</b>	<b>\$5,504,407</b>	<b>\$5,621,128</b>

*Enrollment projections assume 6% growth over a 2 year period. Revenue projections include spend down of all one-time monies by 2024/25. Projected deficits in 24/25 & 25/26 will need to be offset by spending reductions or revenue enhancements; see other adjustments.. The additional costs for the Two Principal Model has been incorporated into 24/25 projections.*

# Magnolia Science Academy 2 – Multiyear Projections

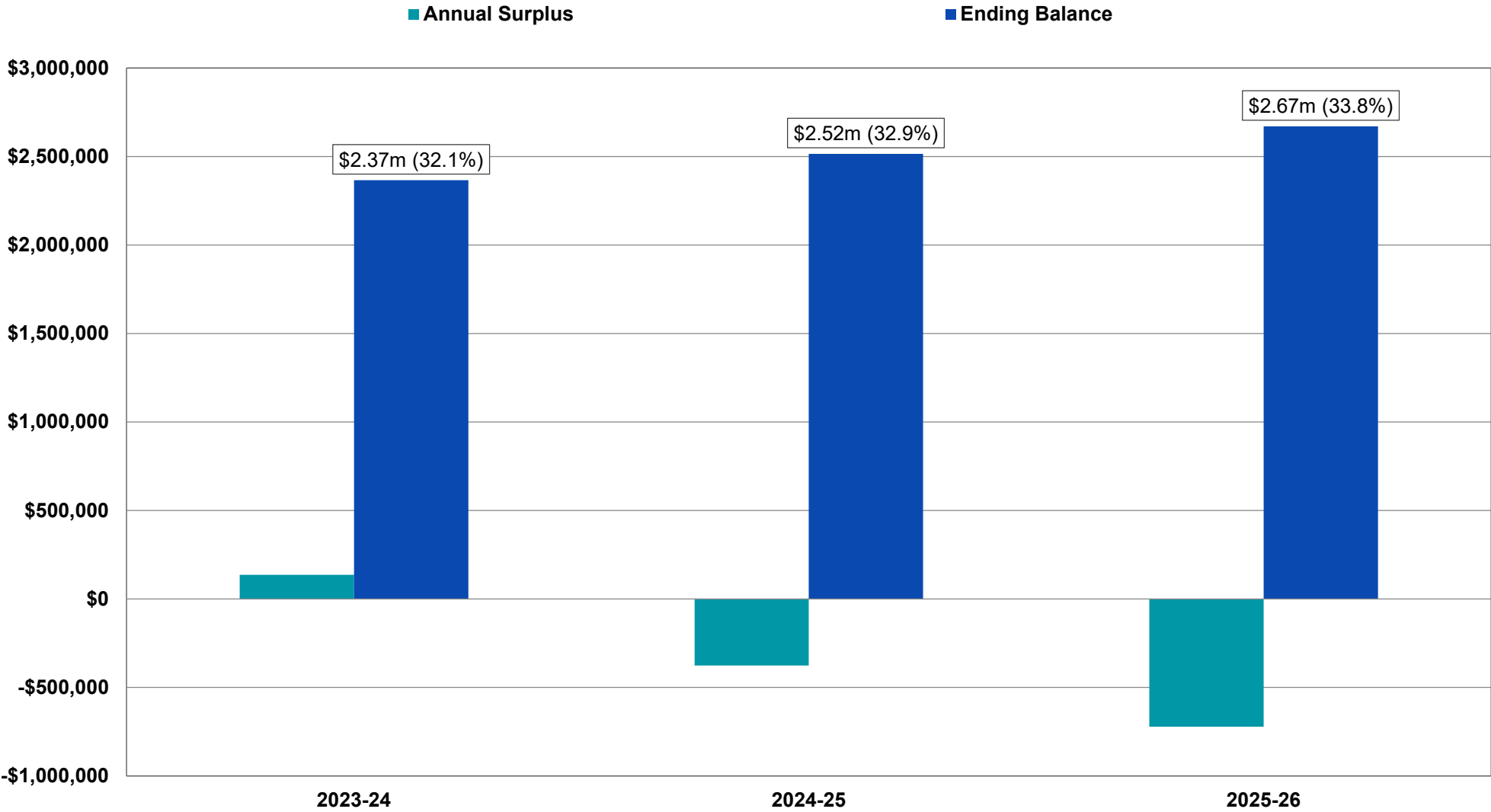


## Magnolia Science Academy 3 – Adopted Budget & Multiyear Projections

	2023-24 Adopted Budget	2024-25	2025-26
<b>Enrollment</b>	<b>400</b>	<b>412</b>	<b>421</b>
<b>Revenues</b>	<b>\$7,503,214</b>	<b>\$7,281,373</b>	<b>\$7,186,785</b>
<b>Expenditures</b>	<b>\$7,366,704</b>	<b>\$7,656,952</b>	<b>\$7,908,866</b>
<b>Other Adjustments</b>		<b>(450,000)</b>	<b>(800,000)</b>
<b>Net Deficit/Surplus</b>	<b>\$136,510</b>	<b>\$74,421</b>	<b>\$77,919</b>
<b>Ending Fund Balance</b>	<b>\$2,366,958</b>	<b>\$2,515,800</b>	<b>\$2,671,638</b>

*Enrollment projections assume 5% growth over a 3 year period. Revenue projections include spend down of all one-time monies by 2023/24. Projected deficits in 24/25 & 25/26 will need to be offset by spending reductions or revenue enhancements; see other adjustments.*

# Magnolia Science Academy 3 – Multiyear Projections

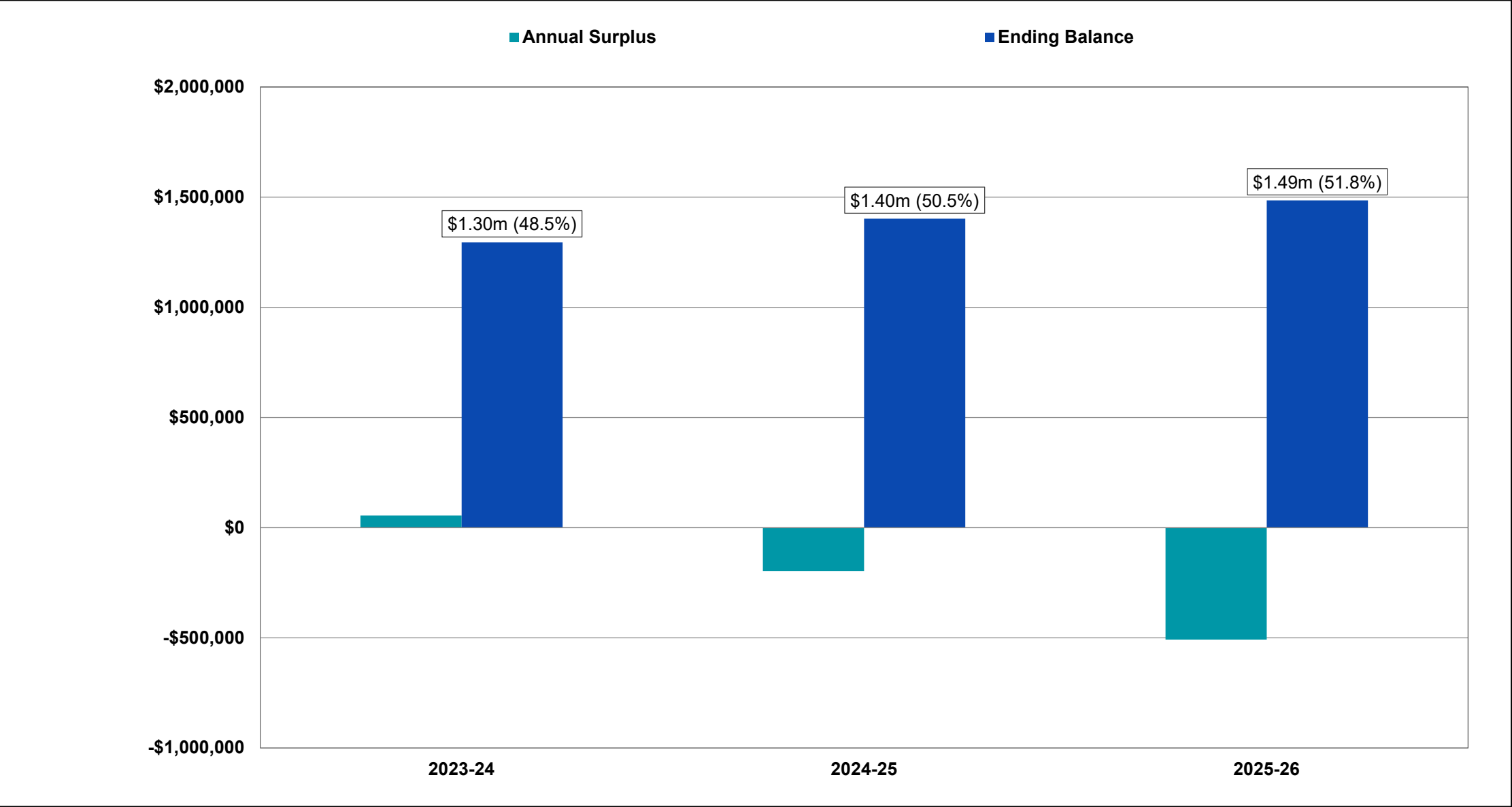


## Magnolia Science Academy 4 – Adopted Budget & Multiyear Projections

	2023-24 Adopted Budget	2024-25	2025-26
<b>Enrollment</b>	<b>120</b>	<b>140</b>	<b>140</b>
<b>Revenues</b>	<b>\$2,723,868</b>	<b>\$2,577,568</b>	<b>\$2,357,197</b>
<b>Expenditures</b>	<b>\$2,668,968</b>	<b>\$2,774,125</b>	<b>\$2,865,394</b>
<b>Other Adjustments</b>		<b>(250,000)</b>	<b>(550,000)</b>
<b>Net Deficit/Surplus</b>	<b>\$54,900</b>	<b>\$53,443</b>	<b>\$41,803</b>
<b>Ending Fund Balance</b>	<b>\$1,295,041</b>	<b>\$1,401,926</b>	<b>\$1,485,532</b>

*Enrollment projections assumes 17% growth over a 2 year period. Revenue projections include spend down of all one-time monies by 2023/24. Projected deficits in 24/25 & 25/26 will need to be offset by spending reductions or revenue enhancements; see other adjustments.*

# Magnolia Science Academy 4 – Multiyear Projections





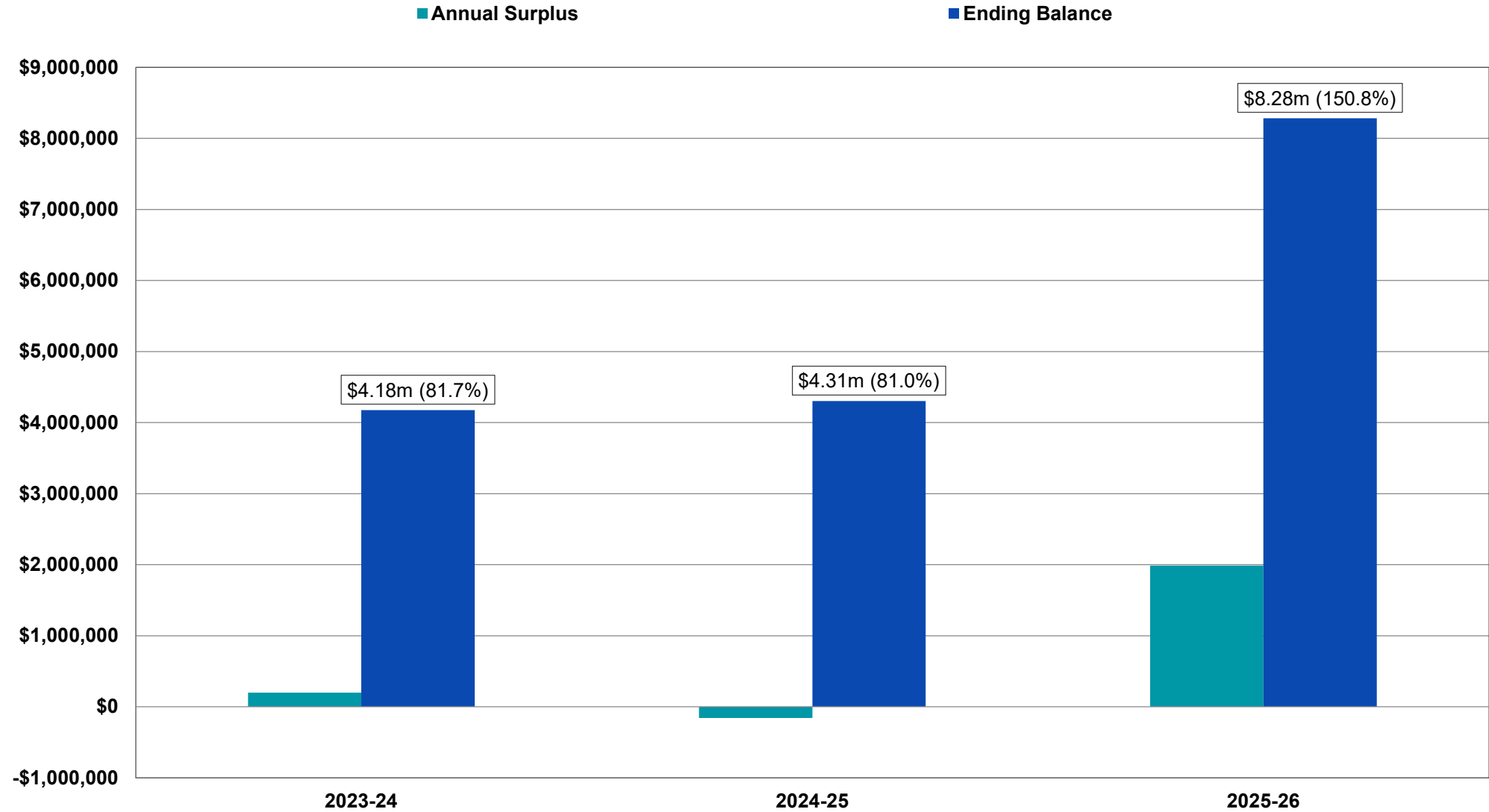
## Magnolia Science Academy 5 – Adopted Budget & Multiyear Projections

	2023-24 Adopted Budget	2024-25	2025-26
<b>Enrollment</b>	<b>239</b>	<b>239</b>	<b>380</b>
<b>Revenues</b>	<b>\$5,314,986</b>	<b>\$5,160,534</b>	<b>\$7,479,139</b>
<b>Expenditures</b>	<b>\$5,114,244</b>	<b>\$5,315,745</b>	<b>*\$5,490,633</b>
<b>Other Adjustments</b>		<b>(220,000)</b>	
<b>Net Deficit/Surplus</b>	<b>\$200,742</b>	<b>\$64,789</b>	<b>\$1,988,506</b>
<b>Ending Fund Balance</b>	<b>\$4,175,808</b>	<b>\$4,305,386</b>	<b>\$8,282,397</b>

*Enrollment projections assumes 59% growth over a 2 year period. Revenue projections include spend down of all one-time monies by 2024/25. Projected deficit in 24/25 will need to be offset by spending reductions or revenue enhancements; see other adjustments.*

*\*We will model our staffing assumptions for 25/26 based on existing school models (MSA 3).*

# Magnolia Science Academy 5 – Multiyear Projections

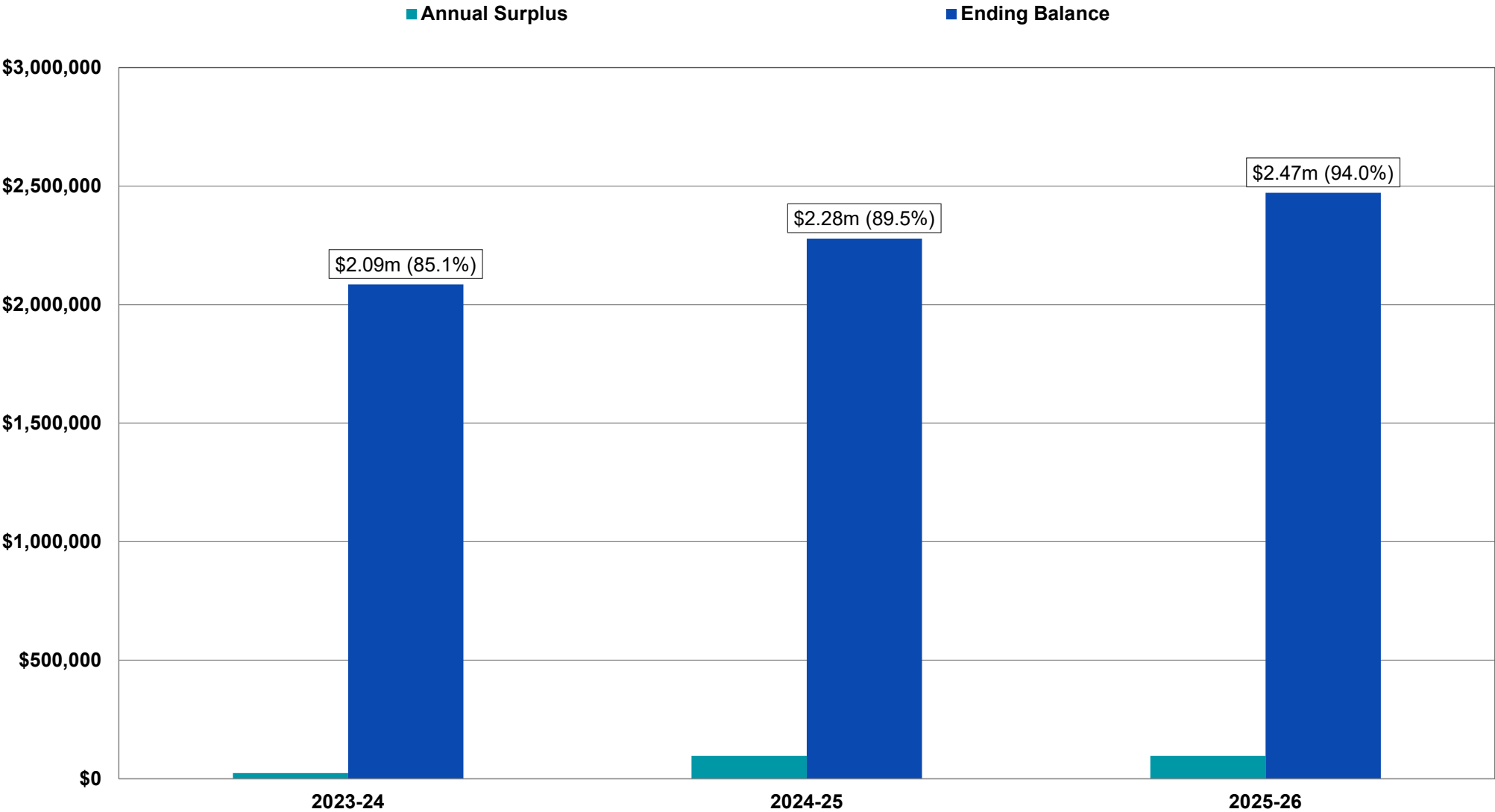


## Magnolia Science Academy 6 – Adopted Budget & Multiyear Projections

	2023-24 Adopted Budget	2024-25	2025-26
<b>Enrollment</b>	<b>110</b>	<b>140</b>	<b>140</b>
<b>Revenues</b>	<b>\$2,473,074</b>	<b>\$2,642,340</b>	<b>\$2,726,355</b>
<b>Expenditures</b>	<b>\$2,449,274</b>	<b>\$2,545,775</b>	<b>\$2,629,531</b>
<b>Other Adjustments</b>			
<b>Net Deficit/Surplus</b>	<b>\$23,800</b>	<b>\$96,565</b>	<b>\$96,824</b>
<b>Ending Fund Balance</b>	<b>\$2,085,339</b>	<b>\$2,278,469</b>	<b>\$2,472,116</b>

*Enrollment projections assumes 27% growth over a 2 year period. Revenue projections include spend down of all one-time monies by 2023/24. No other adjustments necessary if target enrollment is reached in 24/25.*

# Magnolia Science Academy 6 – Multiyear Projections

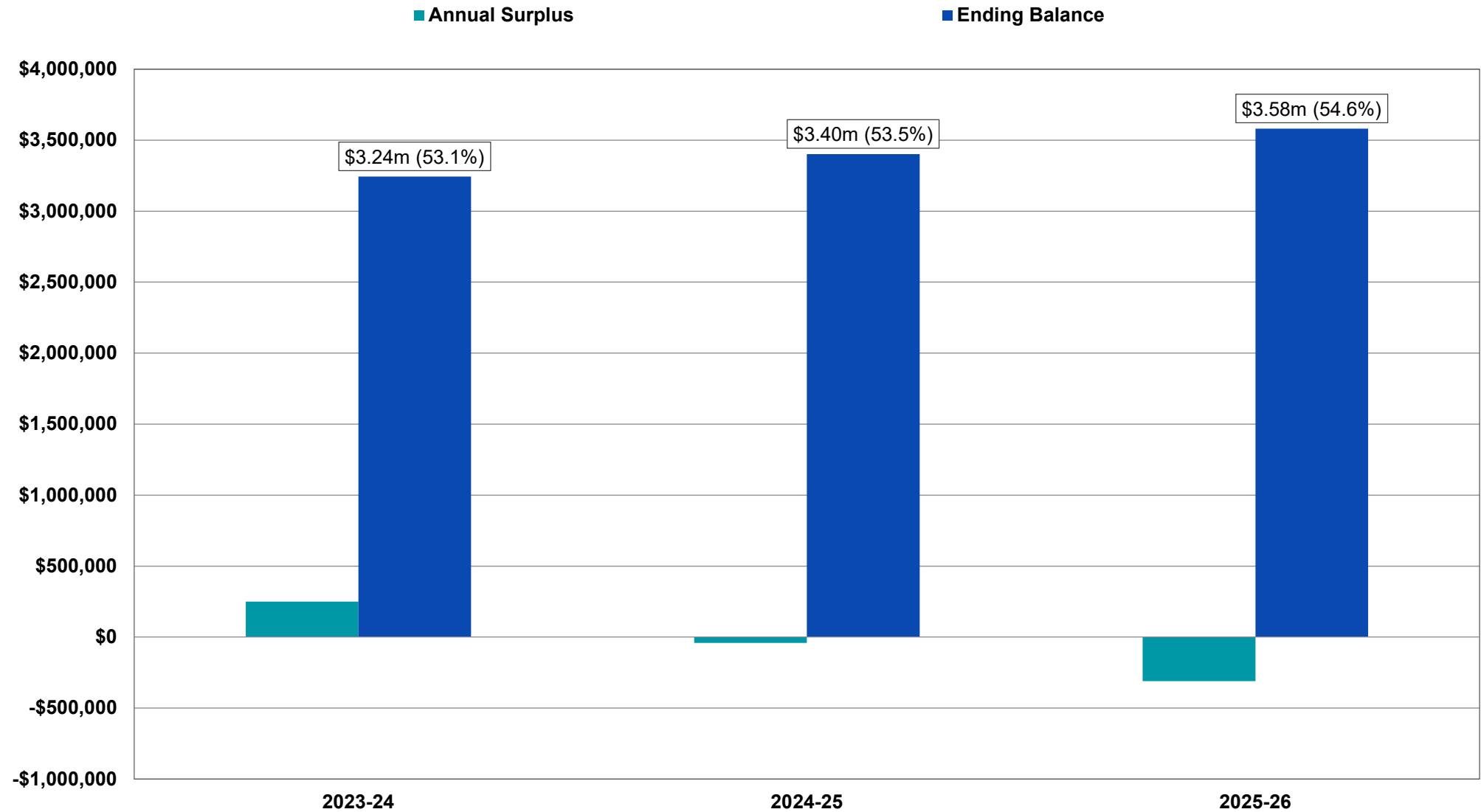


## Magnolia Science Academy 7 – Adopted Budget & Multiyear Projections

	2023-24 Adopted Budget	2024-25	2025-26
<b>Enrollment</b>	<b>287</b>	<b>287</b>	<b>287</b>
<b>Revenues</b>	<b>\$6,362,563</b>	<b>\$6,312,622</b>	<b>\$6,252,817</b>
<b>Expenditures</b>	<b>\$6,112,890</b>	<b>\$6,353,738</b>	<b>\$6,562,776</b>
<b>Other Adjustments</b>		<b>(120,000)</b>	<b>(400,000)</b>
<b>Net Deficit/Surplus</b>	<b>\$249,673</b>	<b>\$78,884</b>	<b>\$90,041</b>
<b>Ending Fund Balance</b>	<b>\$3,243,789</b>	<b>\$3,401,557</b>	<b>\$3,581,640</b>

*Enrollment projections assumes that enrollment remains flat over a 3 year period. Revenue projections include spend down of all one-time monies by 2024/25. Projected deficits in 24/25 & 25/26 will need to be offset by spending reductions or revenue enhancements; see other adjustments.*

# Magnolia Science Academy 7 – Multiyear Projections

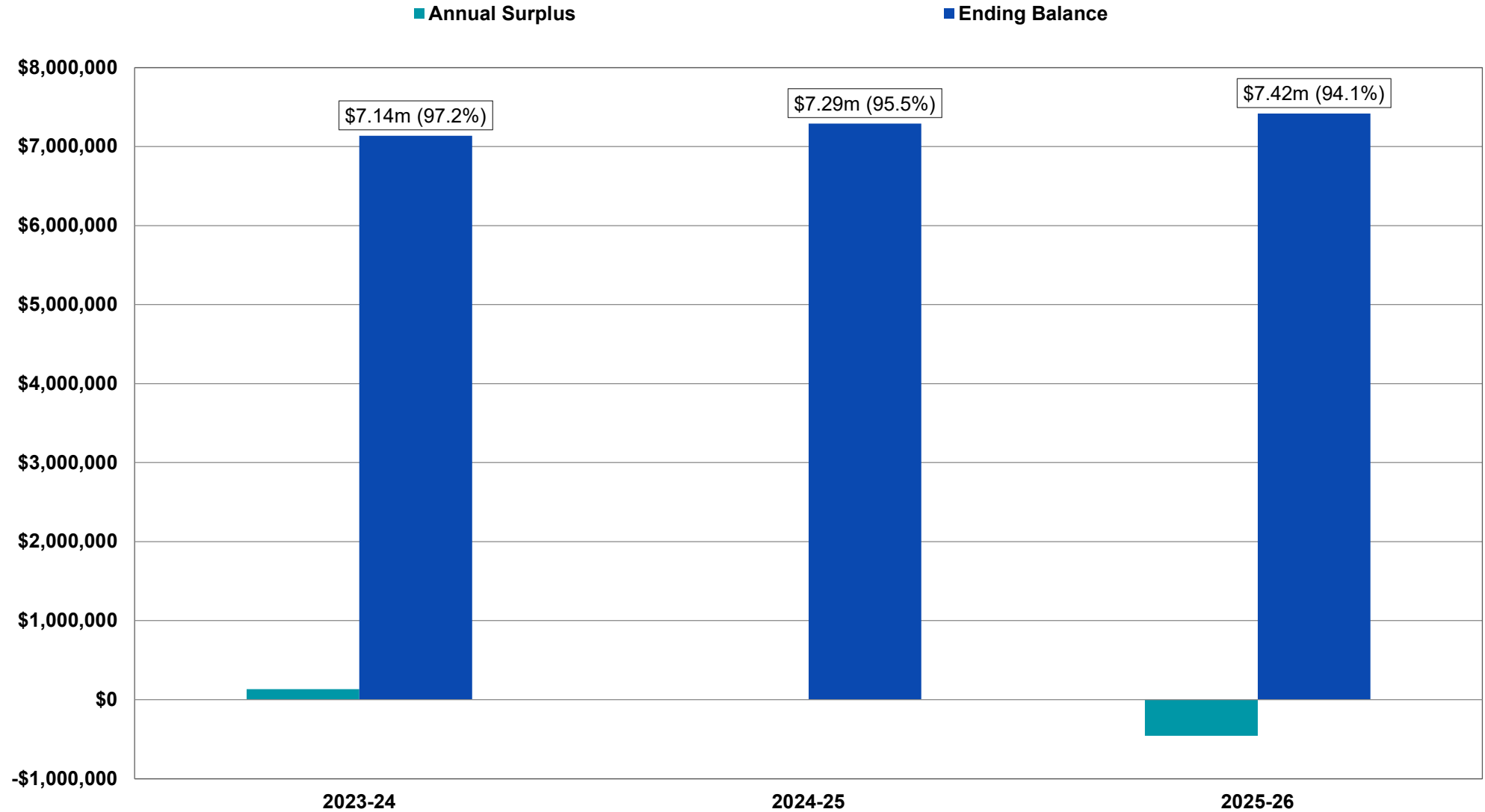


## Magnolia Science Academy 8 – Adopted Budget & Multiyear Projections

	2023-24 Adopted Budget	2024-25	2025-26
<b>Enrollment</b>	<b>394</b>	<b>420</b>	<b>420</b>
<b>Revenues</b>	<b>\$7,475,569</b>	<b>\$7,633,149</b>	<b>\$7,426,406</b>
<b>Expenditures</b>	<b>\$7,341,857</b>	<b>\$7,631,126</b>	<b>\$7,882,190</b>
<b>Other Adjustments</b>		<b>(75,000)</b>	<b>(520,000)</b>
<b>Net Deficit/Surplus</b>	<b>\$133,712</b>	<b>\$77,023</b>	<b>\$64,216</b>
<b>Ending Fund Balance</b>	<b>\$7,136,266</b>	<b>\$7,290,312</b>	<b>\$7,418,743</b>

*Enrollment projections assumes 7% growth over a 2 year period. Revenue projections include spend down of all one-time monies by 2024/25. Projected deficits in 24/25 & 25/26 will need to be offset by spending reductions or revenue enhancements; see other adjustments.*

# Magnolia Science Academy 8 – Multiyear Projections



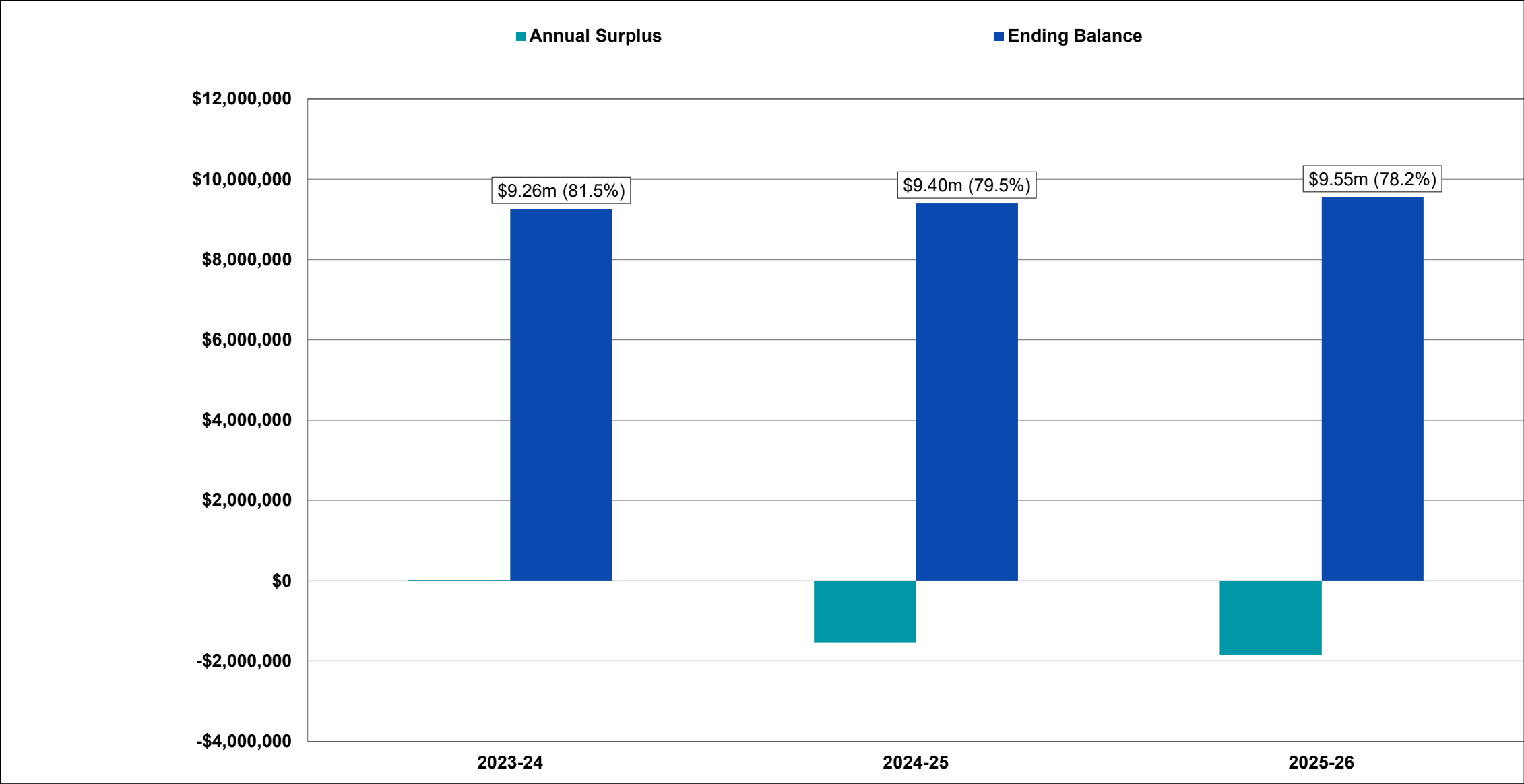


## Magnolia Science Academy Santa Ana – Adopted Budget & Multiyear Projections

	2023-24 Adopted Budget	2024-25	2025-26
<b>Enrollment</b>	<b>520</b>	<b>520</b>	<b>525</b>
<b>Revenues</b>	<b>\$11,396,220</b>	<b>\$10,288,802</b>	<b>\$10,369,147</b>
<b>Expenditures</b>	<b>\$11,374,243</b>	<b>\$11,822,389</b>	<b>\$12,211,345</b>
<b>Other Adjustments</b>		<b>(1,600,000)</b>	<b>(1,920,000)</b>
<b>Net Deficit/Surplus</b>	<b>\$21,977</b>	<b>\$66,413</b>	<b>\$77,802</b>
<b>Ending Fund Balance</b>	<b>\$9,264,837</b>	<b>\$9,397,663</b>	<b>\$9,553,267</b>

*Enrollment projections assumes 1% growth over a 3 year period. Revenue projections include spend down of all one-time monies by 2023/24. Projected deficits in 24/25 & 25/26 will need to be offset by significant spending reductions or revenue enhancements; see other adjustments.*

# Magnolia Science Academy Santa Ana – Multiyear Projections

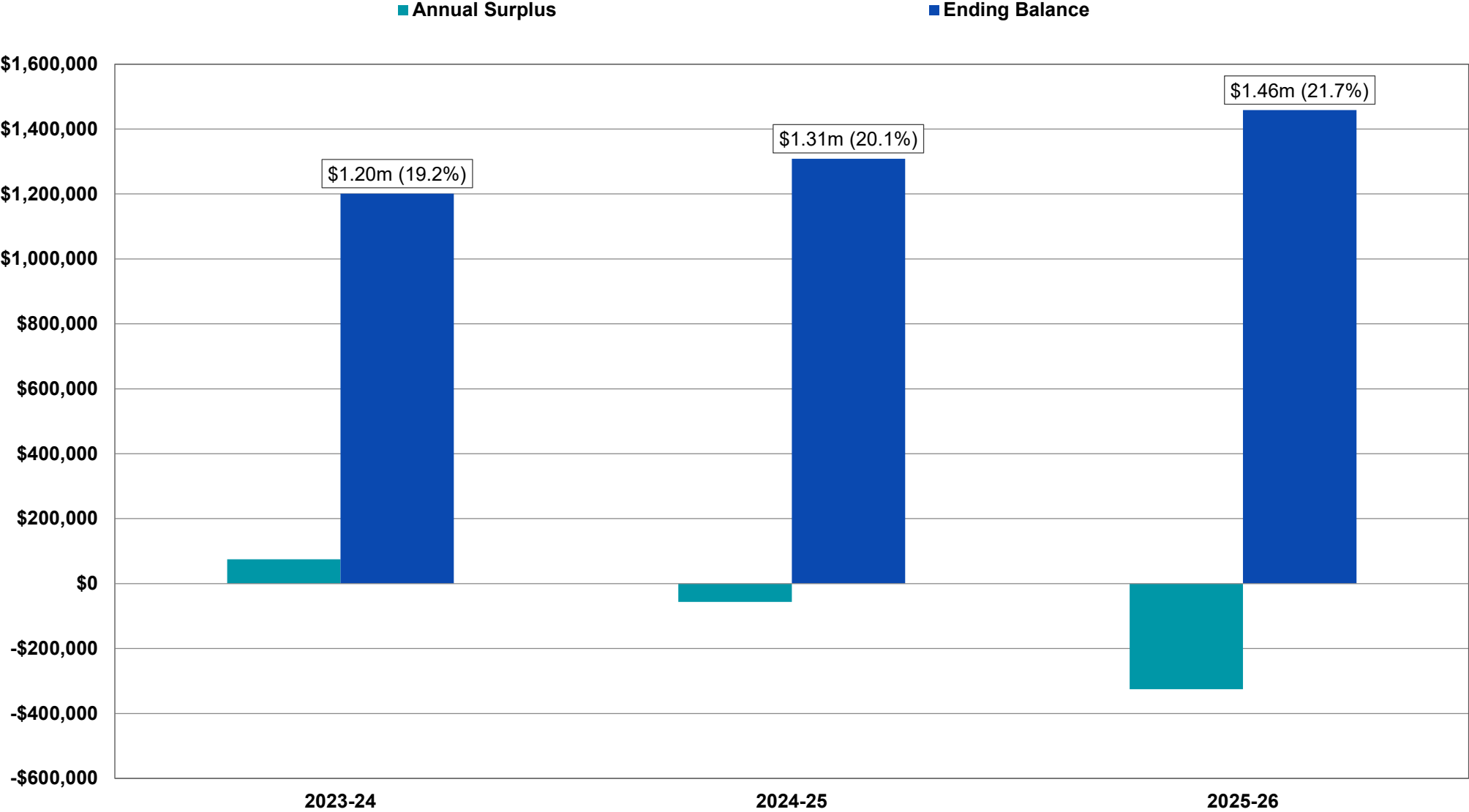


## Magnolia Science Academy San Diego – Adopted Budget & Multiyear Projections

	2023-24 Adopted Budget	2024-25	2025-26
<b>Enrollment</b>	<b>430</b>	<b>435</b>	<b>440</b>
<b>Revenues</b>	<b>\$6,330,215</b>	<b>\$6,445,311</b>	<b>\$6,390,596</b>
<b>Expenditures</b>	<b>\$6,255,230</b>	<b>\$6,501,686</b>	<b>\$6,715,592</b>
<b>Other Adjustments</b>		<b>(110,000)</b>	<b>(400,000)</b>
<b>Net Deficit/Surplus</b>	<b>\$74,985</b>	<b>\$53,625</b>	<b>\$75,004</b>
<b>Ending Fund Balance</b>	<b>\$1,201,272</b>	<b>\$1,308,522</b>	<b>\$1,458,531</b>

*Enrollment projections assumes 2% growth over a 3 year period. Revenue projections include spend down of all one-time monies by 2023/24. Projected deficits in 24/25 & 25/26 will need to be offset by spending reductions or revenue enhancements; see other adjustments.*

# Magnolia Science Academy San Diego – Multiyear Projections



## Magnolia Educational and Research Foundation– 2023-24 Budget Projections

	2023-23 (2 <sup>nd</sup> Interim) Projections	2023-24 Adopted Budget	Difference
<b>Revenues</b>	<b>\$6,633,935</b>	<b>\$7,891,287</b>	<b>\$1,257,352</b>
<b>Expenditures</b>	<b>\$6,623,885</b>	<b>\$7,860,276</b>	<b>*\$1,236,391</b>
<b>Net Deficit/Surplus</b>	<b>\$10,050</b>	<b>\$31,011</b>	<b>\$20,961</b>
<b>Ending Fund Balance</b>	<b>\$2,382,334</b>	<b>2,421,875</b>	<b>\$39,541</b>

*Revised Home Office budget includes two additional positions funded by CSFP and two positions funded by the Community Schools Program Plan (CCSP) as well as a six percent increase to Home Office employees in 23/24. All CMO fees charged based on schedule. The Home Office has also included one-time expenses for software upgrades to benefit all school sites.*

*\*This does not take into account additional revenue generated from pending and future grants (ECHS, CYB, PCSGP & Federal CSP).*

# Magnolia Educational and Research Foundation- Home Office Budget Detail

	<u>23-24 Budget</u>	<u>Percentage</u>
<b>Revenue</b>		
CMO Fee - MSA-1	1,106,231	14%
CMO Fee - MSA-2	1,106,231	14%
CMO Fee - MSA-3	795,103	10%
CMO Fee - MSA-4	172,849	2%
CMO Fee - MSA-5	207,418	3%
CMO Fee - MSA-6	172,849	2%
CMO Fee - MSA-7	553,115	7%
CMO Fee - MSA-8	795,103	10%
CMO Fee - MSA-SA	1,106,231	14%
CMO Fee - MSA-SD	449,406	6%
ERC	521,750	7%
Other Revenue	905,001	11%
<b>Total Revenue</b>	<b>7,891,287</b>	<b>100%</b>
<b>Expense</b>		
Employee Salaries	4,537,257	58%
Employee Benefits	1,564,586	20%
Books & Supplies	107,250	1%
Services & Other Ope	1,650,324	21%
Capital Outlay & Depi	859	0%
Other Outflows	0	

# 2023-24 Budget Considerations

## Planning Considerations

- Facilities Focus (MSA 2 & 5) – CSFA MSA 5 Award
- Math Adoption in 2023-24
- Community Schools Partnership Program Grant (CCSP)
- Enrollment to ADA continues to be focus

## Funding Opportunities

- Early College High School Grant
- CCAP Grant
- Fundraising Dollars

# Addressing the Board

## \*Regular Board Meeting @ Magnolia Science Academy 1

- June 8th at 6:30pm

\*Meetings will take place at Magnolia Science Academy 1 located at 18238 Sherman Way, Reseda, CA 91335

---

Have questions? Contact Jennifer @ 213-628-3634 ext. 100 or [jlara@magnoliapublicschools.org](mailto:jlara@magnoliapublicschools.org)

