



Board Agenda Item #	II B: Information/Discussion Item
Date:	October 13, 2022
To:	Magnolia Public Schools - Board of Directors
From:	Alfredo Rubalcava, CEO & Superintendent
Staff Lead:	Erdinc Acar, Chief Academic Officer
RE:	Academic Updates

Proposed Board Recommendation

None, Information Only

Background

MPS Chief Academic Officer and members of the Academic Team will provide an update to the Academic Committee Members on events and activities regarding the academic program and services organization-wide.

Budget Implications

None

How Does This Action Relate/Affect/Benefit All MSAs?

N/A

Name of Staff Originator:

Mr. Erdinc Acar, Chief Academic Officer

Exhibits (attachments):

- Academic Updates PowerPoint



Academic Committee Meeting

**Academic Updates
October 13, 2022**

Agenda



- General Updates
- Special Education Updates
- Assessment Results
 - 2021-2022 CAASPP Results (ELA, Math and Science)
 - 2022-2023 NWEA MAP Results - Fall administration
- Instructional Programs and Support
 - New Teacher Programs
 - Instructional Rounds - School visits and classroom observations
- College Programs Update - Dual Enrollment
- Student Attendance Data - School Climate Data
- Program Updates from MPS Home Office Academic Team Members



General Updates/Celebrations

- **New academic team positions**
 - MPS Expanded Learning Opportunities Programs Coordinator - Andross Milteer
 - MPS Special Programs Coordinator - Krystal Zavala
 - Visual and Performing Arts (VAPA) Programs Coordinator
- **Fall Symposium updates**
 - On site and virtual, TOSA-led sessions, MTSS Certification work
- **MTSS Pathway Certification Program**
 - Grant funded and 1 year course certification program for all instructional staff
 - Universal Design For Learning (UDL), Culturally and Linguistically Responsive Teaching (CLRT), and Mental Health and Social Emotional Learning (SEL)

Special Education CDE Monitoring Updates



- CCEIS Plan - Currently implementing for MSA 1/ Upon approval, we will begin implementing for MSA 5 (Currently Developing)
- MPS Wide Impact - One of the outcomes of our Root Cause Analysis - Reintegration process to implement at all Triennial IEP Meetings and upon recommendations from teachers and parents
- MSA 2 and MSA SD - Targeted (Second Year of Disproportionality)
 - MSA 2 - Latino students are 3x's more likely to have an SLD eligibility than other ethnic groups
 - MSA SD - White students are 3x's more likely to have an OHI eligibility than other ethnic groups

We are completing record reviews and primary language assessments to make appropriate changes to eligibilities if warranted.

CAASPP Results - ELA



	2019 %	2022 %	Difference
MSA1	45.06%	36.05%	-9.01%
MSA2	41.81%	35.88%	-5.93%
MSA3	35.67%	32.86%	-2.81%
MSA4	27.12%	37.50%	10.38%
MSA5	46.96%	45.34%	-1.62%
MSA6	46.26%	52.33%	6.07%
MSA7	44.54%	37.86%	-6.68%
MSA Bell	43.07%	43.01%	-0.06%
MSA SD	69.31%	62.97%	-6.34%
MSA SA	34.23%	36.52%	2.29%
MPS	45.03%	42.54%	-2.49%

This information is presented as a supplement to the CEO metric progress monitoring.

CAASPP Results - Math



	2019 %	2022 %	Difference
MSA1	30.13%	13.99%	-16.14%
MSA2	27.87%	21.76%	-6.11%
MSA3	17.37%	18.43%	1.06%
MSA4	8.47%	25.00%	16.53%
MSA5	38.67%	22.36%	-16.31%
MSA6	38.36%	32.18%	-6.18%
MSA7	32.14%	26.24%	-5.90%
MSA Bell	23.86%	23.26%	-0.60%
MSA SD	60.62%	49.87%	-10.75%
MSA SA	28.61%	28.67%	0.06%
MPS	32.13%	26.37%	-5.76%

This information is presented as a supplement to the CEO metric progress monitoring.


CAASPP Results - Science



CAST Historical Proficiency Rates - SCIENCE (5,8,HS)			
	2019	2022	Change (2019 to 2022)
LAUSD	22.80%	21.64%	-1.16%
MSA-1	30.61%	21.13%	-9.48%
MSA-2	21.05%	16.76%	-4.29%
MSA-3	10.05%	14.90%	4.85%
MSA-4	5.00%	14.00%	9.00%
MSA-5	11.54%	14.41%	2.87%
MSA-6	10.35%	26.47%	16.12%
MSA-7	34.62%	24.53%	-10.09%
MSA-8	29.77%	20.00%	-9.77%
-			
SDUSD	35.58%	35.99%	0.41%
MSA-SD	55.74%	53.38%	-2.36%
-			
SAUSD	15.34%	14.99%	-0.35%
MSA-SA	16.47%	22.66%	6.19%

NWEA MAP Data

Fall 2021- Fall 2022 Growth



	Growth		CGI	
	Math	Reading	Math	Reading
MPS	60.1%	55.8%	1.03	0.39
MSA1	58.0%	59.4%	0.27	0.56
MSA2	63.0%	59.9%	1.23	1.49
MSA3	43.8%	54.0%	-0.36	-0.09
MSA4	54.2%	50.0%	0.62	0.66
MSA5	67.7%	73.7%	2.86	2.88
MSA6	77.8%	70.5%	4.35	2.14
MSA7	65.4%	47.0%	1.23	-0.39
MSA8	54.1%	54.5%	0.36	-0.21
MSASD	61.7%	53.2%	1.37	-0.30
MSASA	62.8%	46.1%	1.54	-0.75

CGI: Conditional Growth Index 0%=50th percentile, positive=growth

NWEA MAP Data

Spring SBAC Projected Proficiency for Reading




Reading	Student Count	Level 3		Level 4		Level 3 & 4	
		Count	Percentage	Count	Percentage	Count	Percentage
MSA1	405	119	29.38%	43	10.62%	162	40.00%
MSA2	344	102	29.65%	31	9.01%	133	38.66%
MSA3	211	63	29.86%	18	8.53%	81	38.39%
MSA4	19	4	21.05%	1	5.26%	5	26.32%
MSA5	124	43	34.68%	10	8.06%	53	42.74%
MSA6	88	37	42.05%	6	6.82%	43	48.86%
MSA7	170	36	21.18%	21	12.35%	57	33.53%
MSA Bell	375	126	33.60%	38	10.13%	164	43.73%
MSA SD	404	171	42.33%	110	27.23%	281	69.55%
MSA SA	308	75	24.35%	28	9.09%	103	33.44%
MPS	2448	776	31.70%	306	12.50%	1082	44.20%

Grade levels included: Elementary: 2, 3, 4, and 5 Secondary: 6, 7, 8, and 11

NWEA MAP Data

Spring SBAC Projected Proficiency for Math



School	Student Count	Level 3		Level 4		Level 3 & 4	
		Count	Percentage	Count	Percentage	Count	Percentage
MSA1	420	42	10.00%	20	4.76%	62	14.76%
MSA2	342	45	13.16%	18	5.26%	63	18.42%
MSA3	205	18	8.78%	4	1.95%	22	10.73%
MSA4	20	1	5.00%	0	0.00%	1	5.00%
MSA5	137	16	11.68%	3	2.19%	19	13.87%
MSA6	88	14	15.91%	6	6.82%	20	22.73%
MSA7	179	38	21.23%	18	10.06%	56	31.28%
MSA Bell	378	50	13.23%	19	5.03%	69	18.25%
MSA SD	410	104	25.37%	107	26.10%	211	51.46%
MSA SA	310	42	13.55%	24	7.74%	66	21.29%
MPS	2489	370	14.87%	219	8.80%	589	23.66%

Grade levels included: Elementary: 2, 3, 4, and 5 Secondary: 6, 7, 8, and 11

New Teacher Programs



- 21-22 New Teacher Data, replacements- counts per subject
- 22-23 New Teacher Data, replacements- counts per subject

New Hire Teachers after 2020-21 school year													
Department	Elem	Art	Music	Comp.	SPED	ELA & ELD	Hist.	Math	PE	Sci.	Span.	Total	No Longer at MPS
June 21 - June 22	13	0	1	2	10	9	7	5	6	12	0	66	28
Since June 2022	3	1	1	2	3	7	4	8	4	8	1	42	2
Current Vacant Positions	0	0	1	0	2	3	0	4	1	1	0	12	n/a
Total new since 6/21	16	1	2	4	13	16	11	13	10	20	1	108	30
Size of department	23	4	3	5	25	37	27	33	15	25	8	235	n/a

- **Support Programs**
 - Academic Team, hosted 2 in-person New Teacher Training Days (Summer In-Service and August 31st), and planning a 3rd training day to be held during second semester
 - School sites have grants for teacher coaching - exact implementation varies by site
 - Google Classroom for as-needed resource access

Instructional Rounds Updates



Instructional Rounds are day-Long visits to schools conducted by the Academic Team **four times a year**. A schedule is created for each visit that includes a morning leadership meeting, observation of classes, time for document review, and a debrief that highlights glows and grow trends for the school and next steps.

Purpose & Scope

- **September:** Baseline observations used to gather data around instructional practices for the year.
- **November/December:** Check-in #1 to observe, provide feedback around instructional practices goals, and support schools with initial preparation for authorizer visits.
- **January/February:** Check-in #2 to observe, provide feedback around instructional practices goals, and support schools with preparation for authorizer visits. (replaces mock visits for LAUSD schools & adds an additional visit for other schools)
- **April:** Summative observations for the year regarding instructional practices goals. Final feedback loop for the school with recommendations to consider when planning for next school year.

Highlights

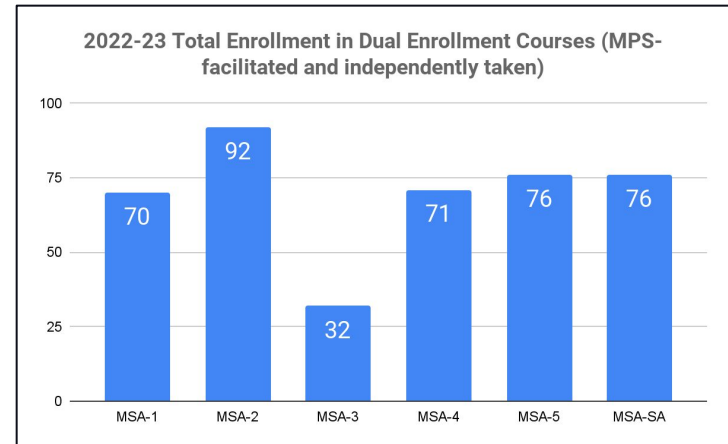
- All 10 schools have been visited for round 1 and baseline data has been collected
- 158 teachers have been observed with coaching feedback given to school leaders
- All school leaders have taken part in instructional rounds

Dual Enrollment Updates



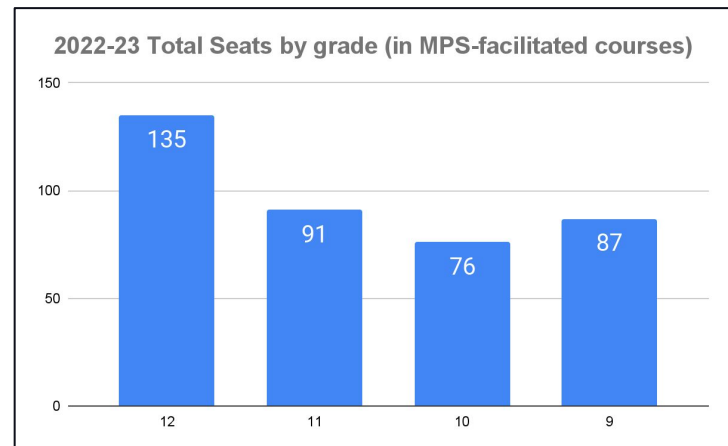
- Los Angeles Valley College and Santa Ana College are our partners for facilitated courses
- Dual Enrollment has increased 31% since 21-22
- Current students have earned 2825 College Credits since Fall 2021
- 3 schools have it during the day = higher enrollment
- 93.2% of students take DE through MPS-facilitated courses. Counselors check assist.org to monitor CSU/UC transferability. Other schools case-by-case
- Next steps: create DE data dashboard to track pass rates, enrollment rates, and other more granular data

MPS Total Enrollment in MPS-Facilitated Courses				
Totals	2022-23 Total seats		2021-22 Total seats	
Fall	388	13 classes	296	9 classes



2022-23 Total Seats by grade		Total Students
12	135	264
11	91	267
10	76	345
9	87	305

2022-23 Total Seats by school		HS Students
MSA-1	70	352
MSA-2	92	209
MSA-3	32	226
MSA-4	71	102
MSA-5	76	124
MSA-SA	76	168
MPS:	417	1181



ADA Update



The ADA% for (MSA-SD covers the first 3 weeks of SY 22-23)

School	ADA % for Month 1 2021-22	ADA % for Month 1 2022-23
MSA 1	89.99%	94.55%
MSA 2	84.05%	95.03%
MSA 3	90.40%	92.54%
MSA 4	87.91%	92.03%
MSA 5	93.75%	92.01%
MSA 6	91.89%	93.10%
MSA 7	95.60%	93.24%
MSA Bell	86.06%	94.30%
MSA Santa Ana	94.10%	94.66%
MSA San Diego	94.10%	95.22%

School-Wide Data on Community



	2018-19	2019-20	2020-21	2021-22	2022-23 in-progress
Suspension Data Out-of-School	73	29	0	66	9
Suspension Data In-School	8	3	0	6	3
Expulsion Data	3	1	0	3	0
Average Daily Attendance (ADA) Rate (P-2 ADA)	95.50%	96.08%	97.80%	90.36%	94.8% (locally reported as of Month 1)
Chronic Absenteeism Rate	8.2%	N/A	5.2%	26.4%	23.2% (locally reported as of 9/20/22)
Graduation Rate	96.1%	96.3%	96.6%	99.6% (locally reported)	N/A

Special Education & Support Services

Dr. Artis Callaham



Supporting SPED and Support Services 22-23 School Opening

- Holding SIM and High Need - Meetings with parents and student support providers for all schools as required
- Gifted OLSAT/ Raven's Testing Coordination /Support to MPS Schools/ Developing Enrichment Program for 22-23 school year - This year we are assessing the following grade levels to increase equitable identification levels 3, 6, and 9.
- Onboarding new SPED Ed Specialists, Psychs and Coordinator of Special Programs (CMO)/ Supporting (2) Social Work Interns

Supporting School Sites with Special Education Compliance and Service Provision

- Support Schools in CDE Monitoring Procedures/Assist with developing CCEIS Team and Plan for Sig Dispro Requirement (Sig Dis, SECMS Errors, and CIM Plans)
- Working with MPS Outreach and Fiscal Teams / Support for monitoring LLR, LEGAL Cost, and COP 3 Grants
- Attend all Authorizer and SELPA professional Development Meetings/ Share with SPED and Academic Teams as appropriate

Supporting Student Support Services /Overall Program

- Provide Guidance and support for all MPS School Psychologists, Social Workers and Counseling Interns
- Work with Accountability Team to Assist Schools in Completing the Quarterly Cal-PADS Mergers/State/SELPA Required Reports
- Completing and submitting all SELPA, Authorizer and State required Reports (I.e. Personnel Data, Extraordinary costs, NPS Reimbursements, Fiscal, ERMHS etc)

Other Highlights

- Planning on establishing MPS wide Speech and Language program
- Addressing Narcan Requirements for all LA Schools
- Establishing a GATE Curriculum MPS Wide

Educational Services

Mr. William Gray



Supporting College Counselors and College & Career Readiness Program:

- Provide relevant, timely feedback and guidance to College Counselors
- Increase the percentage of all HS students that have met with their College Counselor, overall and by grade.
- **Support expansion and improvement of site Dual Enrollment practices (296 F21 to 388 F22)**
- **Support sites' implementation of College & Career Readiness program that includes resources for counselors and teachers regarding the use of Californiacolleges.edu and Center for Educational Partnerships resources.**
- Roll out Alumni Support Program including training and supervising new Alumni Success Coaches

Supporting new TOSAs and TOSA Program:

- Implement structure for submission, review, and revision of OrgWide Department Meeting Agendas
- **Support TOSAs generation of OrgWide Departmental Instructional Assessment Goal**
- Support TOSAs generation of OrgWide Departmental Cultural Event

Other Highlights:

- Every school will be in compliance with ABI 505 and Ind. Study requirements.
- Each school will be prepared for authorizer and accreditation visits including data analysis and plan-writing, document preparation, presentation preparation, and compliance with all relevant policies. Guidance/coaching will be provided to leaders to improve practices



Student Services

Mr. Jason Hernandez



Discipline Procedures

- Providing professional learning for school-site administrators on procedural systems and opportunities to refine restorative practices

Child Welfare & Attendance

- Distribution of Metro TAP Cards within Los Angeles County Schools
- Refining systems to monitor and streamline attendance practices
- Continue to refine and monitor PBIS and MTSS practices across the school sites

School Safety

- Refining safety measures at schools: Radio Unit Protocols, Emergency Drills, etc.
- Revamping the Comprehensive School Safety Plan
- Continue to conduct Crisis Prevention Institute (CPI) Nonviolent Crisis Intervention training across the school sites

CIF

- Provide learning space for Athletic Directors to share promising practices to refine sport programs at school sites

Other Highlights:

- PBIS Recognition across MPS
- Instructional Rounds
- New Teacher Training

Math Programs

Mrs. Traci Lewin



Supporting Math Teachers

- Onboarded 10 new MPS math teachers
- Holding one-on-one meetings for individualized support
- Planning and hosting 7 monthly math department meetings
- Maintain and update MPS Math Teacher website and Google Classroom and curate resources based on teachers' needs
- Provided updated curriculum maps for math based on accelerated learning principles

Math Curriculum Adoption Project

- Held intensive materials investigation in June 2022
 - Committee narrowed the curricula to 2
- Conducting lesson studies of the potential curricula with math teachers during Oct and Nov PLCs
- Goal: select and recommend a new curriculum in Feb. 2023

Other Highlights

- Supporting school leaders
 - Conducting instructional rounds with Academic Team
 - Formative Walkthrough book study
 - Liaison visits
- Along with the Academic Team, hosted 2 in-person New Teacher Training Days (Summer In-Service and August 31st), and planning a 3rd training day to be held during second semester
- Supported schools with the implementation of the CA MTSS Pathways Certification for schools during the Summer and Fall Symposia

EL and ELA Programs

Mrs. Katie Mann



Supporting EL Programs

- Provided professional learning on our EL Master Plan and Services to all 10 school sites
- Provided professional learning to all LEA EL Coordinators during Summer in-service
- Completed Title III EL program compliance items and submitted Title III EL funding consortium application to the CDE
- Updated the MPS EL Master Plan to streamline and improve documentation during our Reclassification process
- **Supported LEA EL Coordinators with the completion of 70 Initial ELPAC assessments (a 280% increase over the 21-22 school year)**
- **Worked with schools to ensure appropriate EL Services are being provided to over 720 currently identified EL students**

Supporting ELA Teachers

- **Onboarding a new ELA department Teacher on Special Assignment (TOSA), 2 new EL Coordinators, and 13 new ELA teachers**
- Planning for 7 ELA department org-wide PLC meetings
- Facilitating an org-wide investigation into how writing strategies are taught at MPS schools
- Hosted 2 StudySync ELA Curriculum Training opportunities for ELA teachers

Other Highlights

- Supporting school leaders
 - Conducting instructional rounds with Academic Team
 - Formative Walkthrough book study
 - Liaison visits
- Along with the Academic Team, hosted 2 in-person New Teacher Training Days (Summer In-Service and August 31st), and planning a 3rd training day to be held during second semester
- Supported schools with the implementation of the CA MTSS Pathways Certification for schools during the Summer and Fall Symposia



Questions or Comments ?