



Board Agenda Item #	IV C: Action Item
Date:	December 9, 2021
To:	Magnolia Public Schools – Board of Directors
From:	MPS Finance Committee
Staff Lead:	Steve Budhreja, Chief Financial Officer Harun Ciftci, MPS Staff
RE:	Approval of First Interim Reports FY 2021-22

Proposed Board Motion

Staff moves that the MPS Board approve the 2021-22 First Interim Reports as the most recent revised budget for the 2021-22 fiscal year.

Background

Under California Education Code, local educational agencies (LEAs) are required to file two interim reports during December and March of each fiscal year to report on their financial condition. The First Interim Report reflects actuals data through October 31, 2021 and is due December 15<sup>th</sup>, 2021 to our authorizing agencies. The First Interim Report includes the following revisions and assumptions:

- Enrollment is based on 2021-22 projected P-1 date including projected student counts for each of the Magnolia Public Schools.

Budget Implications

Budget adjustments and revisions include updated revenues and expenditures for the current fiscal year based on the most current information available.

Exhibits:

- 2021-22 First Interim presentation along with data on individual MPS schools.



# 2021-22 First Interim

## December 2021 Board Meeting



# 2021-22 First Interim Budget: Executive Summary

- This July Budget is based on the latest available information regarding state funding, deferrals, approved one-time state and federal stimulus, and all other considerations. Included are both AB86 Grants as well as CARES Act funding. We will receive 50% of AB86 in the current fiscal year as well as a partial amount of ESSER II and ESSER III.
- Based on the latest budget changes, including adjustments to expenditures reflecting additional costs for distance learning and other changes since the original budget was approved, here are the budget results:
  - **Average Daily Attendance of 3,489 which is an overall drop of 168 ADA from our July projections**
  - **Revenues of \$63.02 million, down \$0.15m from July projections**
  - **Expenditures of \$60.22 million, down \$0.92m from the July projections**
  - **Net operating surplus of \$2.80m, up \$0.78m from July projections**
- MPS overall cash position is very solid with a projected low point of \$28.9 million at the start of July of 2022, this represents 175 days of cash on hand.
- A difference to note as compared to prior years reports is the inclusion of object 4464 which has been used previously to budget potential capital expenditures.

# 2021-22 First Interim Budget: Executive Summary Table

<b>MSA Consolidated</b>	<b>Board Approved July Budget</b>	<b>Actuals July-October</b>	<b>Proposed 2021-22 First Interim Budget</b>	<b>Change From Prior Year</b>	<b>Primary Reasons For Variance (see budget detail for all changes)</b>
Projected Average Daily Attendance	3,643		3,475	(168)	See by-site detail
<b>SUMMARY</b>					
<b>Revenues</b>					
LCFF Entitlement	41,493,843	10,312,992	41,177,532	(316,311)	Based on Governor's May Revise - Decrease in ADA Includes estimated ESSER II & III funding AB86 Grant Funding
Federal Revenues	7,092,304	1,968,066	7,667,277	574,973	
Other State Revenues	8,287,220	2,174,456	8,374,949	87,729	
Other Local Revenues	6,297,795	90,552	5,804,239	(493,556)	
<b>Total Revenues</b>	<b>63,171,162</b>	<b>14,546,067</b>	<b>63,023,996</b>	<b>(147,166)</b>	
<b>Expenditures</b>					
Salaries & Benefits	40,012,754	9,275,592	38,473,023	(1,539,731)	Significant reduction to balance budget due to ADA
Books and Supplies	2,506,110	880,540	2,521,190	15,080	
Services and Operating Exp	16,760,604	3,635,253	17,357,816	597,211	Increase in services due to prior year learning loss
Depreciation & Cap Outlay	1,305,887	418,427	1,305,887	-	
Other Outflows	558,517	221,257	561,517	3,000	
<b>Total Expenditures</b>	<b>61,143,873</b>	<b>14,431,070</b>	<b>60,219,433</b>	<b>(924,440)</b>	
<b>Net Revenues</b>	<b>2,027,290</b>	<b>114,997</b>	<b>2,804,564</b>	<b>777,274</b>	
Audited Beginning Balance (July 1)	41,845,702		41,845,702		
Net Revenues	2,027,290		2,804,564		
<b>Ending Balance (June 30)</b>	<b>43,872,992</b>		<b>44,650,266</b>		
<b>Components of Fund Balance</b>					
Available For Econ. Uncertainties	35,197,524	57.6% of Exp.	33,950,928	56.4% of Exp.	
Restricted Fund Balances	946,443	1.5% of Exp.	724,509	1.2% of Exp.	
Net Fixed Assets	7,729,025	12.6% of Exp.	9,974,828	16.6% of Exp.	
<b>Ending Fund Balance</b>	<b>43,872,992</b>	<b>71.8% of Exp.</b>	<b>44,650,266</b>	<b>74.1% of Exp.</b>	

# 2021-22 First Interim Budget: Budget By Site

## 2021-22 FIB - BY SITE

	MSA-1	MSA-2	MSA-3	MSA-4	MSA-5	MSA-6	MSA-7	MSA-8	MSA-SA	MSA-SD	MERF	TOTAL
<b>Enrollment</b>	746	500	410	107	243	83	277	395	515	421		3,697
<b>Attendance</b>	701.24	470.00	385.40	100.58	228.42	78.02	260.38	371.30	484.10	395.74		3,475.18
<b>Revenue</b>												
LCFF Entitlement	8,886,698	5,811,313	4,504,782	1,379,969	2,895,831	902,847	3,035,547	4,207,621	5,989,704	3,563,220	-	41,177,532
Federal Revenue	996,338	458,609	1,234,124	513,753	537,378	700,339	401,825	937,976	1,443,032	443,901	-	7,667,277
Other State Revenues	2,204,600	814,133	893,064	208,085	612,542	206,394	885,227	891,337	1,006,418	653,148	-	8,374,949
Other Local Revenues	215,601	14,825	13,952	5,006	7,597	2,401	4,593	6,494	25,423	55,000	5,453,347	5,804,239
<b>Total Revenue</b>	<b>12,303,238</b>	<b>7,098,881</b>	<b>6,645,923</b>	<b>2,106,813</b>	<b>4,053,349</b>	<b>1,811,981</b>	<b>4,327,192</b>	<b>6,043,428</b>	<b>8,464,577</b>	<b>4,715,270</b>	<b>5,453,347</b>	<b>63,023,996</b>
<b>Expenses</b>												
Certificated Salaries	3,794,054	2,410,508	2,386,754	1,069,455	1,541,791	766,736	1,403,511	2,195,565	3,142,715	1,747,434	-	20,458,522
Classified Salaries	934,630	605,853	750,509	133,026	306,489	164,379	602,774	706,698	645,870	460,153	3,437,395	8,747,779
Benefits	1,433,693	920,820	1,084,411	398,555	600,503	279,624	631,219	843,681	1,356,996	719,042	998,179	9,266,722
Books and Supplies	581,062	343,456	254,396	74,475	154,090	72,169	116,790	329,805	341,780	145,467	107,700	2,521,190
Services and Operations	3,938,702	1,887,459	2,002,291	332,551	1,016,312	471,768	1,424,095	1,712,011	1,678,119	1,547,920	1,346,589	17,357,816
Depreciation / Cap Outlay	164,646	114,318	53,976	13,833	48,945	30,737	61,550	117,038	647,277	52,708	859	1,305,887
Other Outflows	-	-	-	-	-	-	-	-	558,517	3,000	-	561,517
<b>Total Expenses</b>	<b>10,846,787</b>	<b>6,282,415</b>	<b>6,532,337</b>	<b>2,021,896</b>	<b>3,668,129</b>	<b>1,785,412</b>	<b>4,239,940</b>	<b>5,904,797</b>	<b>8,371,274</b>	<b>4,675,724</b>	<b>5,890,722</b>	<b>60,219,433</b>
<b>Net Revenue</b>	<b>1,456,451</b>	<b>816,466</b>	<b>113,586</b>	<b>84,917</b>	<b>385,220</b>	<b>26,569</b>	<b>87,252</b>	<b>138,631</b>	<b>93,302</b>	<b>39,545</b>	<b>(437,375)</b>	<b>2,804,564</b>
<b>Fund Balance</b>												
Beginning Balance	8,002,068	3,041,572	2,178,326	1,221,948	3,033,303	2,410,544	2,499,146	6,112,819	9,109,585	1,219,782	3,016,610	41,845,702
Net Revenue	1,456,451	816,466	113,586	84,917	385,220	26,569	87,252	138,631	93,302	39,545	(437,375)	2,804,564
<b>Projected Ending Balance</b>	<b>9,458,519</b>	<b>3,858,038</b>	<b>2,291,911</b>	<b>1,306,865</b>	<b>3,418,524</b>	<b>2,437,113</b>	<b>2,586,398</b>	<b>6,251,450</b>	<b>9,202,887</b>	<b>1,259,327</b>	<b>2,579,234</b>	<b>44,650,266</b>
Ending Bal. as % of Exp.:	87.2%	61.4%	35.1%	64.6%	93.2%	136.5%	61.0%	105.9%	109.9%	26.9%	43.8%	74.1%

2021-22 First Interim Budget (BOARD FINAL 11-29-2021)					Year To Date			Annual Budget		
<b>CONSOLIDATED</b>	Jul Actuals	Aug Actuals	Sep Actuals	Oct Actuals	Actual YTD	Approved Budget YTD	Variance	Board- Approved July Budget	Proposed 2021- 22 First Interim Budget	Current Budget vs. First Interim
Projected Average Daily Attendance:								3,643	3,475	(168)
<b>SUMMARY</b>										
<b>Revenue</b>										
LCFF Entitlement	847,906	2,471,250	2,637,783	4,356,053	10,312,992	10,294,126	18,867	41,493,843	41,177,532	(316,311)
Federal Revenue	37,041	806,294	706,624	418,107	1,968,066	994,011	974,055	7,092,304	7,667,277	574,973
Other State Revenues	139,862	183,998	1,677,416	173,181	2,174,456	2,254,911	(80,455)	8,287,220	8,374,949	87,729
Other Local Revenues	26,055	6,832	6,579	51,086	90,552	1,493,062	(1,402,511)	6,297,795	5,804,239	(493,556)
<b>Total Revenue</b>	<b>1,050,863</b>	<b>3,468,375</b>	<b>5,028,402</b>	<b>4,998,426</b>	<b>14,546,067</b>	<b>15,036,110</b>	<b>(490,044)</b>	<b>63,171,162</b>	<b>63,023,996</b>	<b>(147,166)</b>
<b>Expenditures</b>										
Certificated Salaries	552,529	1,050,599	1,618,911	1,655,202	4,877,241	5,102,011	(224,769)	20,965,377	20,458,522	(506,855)
Classified Salaries	234,361	483,437	741,577	718,269	2,177,643	1,943,951	233,692	9,041,628	8,747,779	(293,850)
Benefits	275,367	617,753	813,865	513,723	2,220,708	2,048,605	172,103	10,005,748	9,266,722	(739,027)
Books and Supplies	226,737	164,372	189,450	297,695	880,540	806,781	73,759	2,506,110	2,521,190	15,080
Services and Operating Exp.	805,147	643,205	1,300,774	886,127	3,635,253	3,857,292	(222,040)	16,760,604	17,357,816	597,211
Depreciation & Cap Outlay	36,505	36,505	308,520	36,898	418,427	444,206	(25,779)	1,305,887	1,305,887	-
Other Outflows	33,167	33,167	111,204	43,720	221,257	187,672	33,585	558,517	561,517	3,000
<b>Total Expenditures</b>	<b>2,163,812</b>	<b>3,029,038</b>	<b>5,084,300</b>	<b>4,151,635</b>	<b>14,431,070</b>	<b>14,390,518</b>	<b>40,551</b>	<b>61,143,873</b>	<b>60,219,433</b>	<b>(924,440)</b>
<b>Net Revenues</b>					<b>114,997</b>	<b>645,592</b>	<b>(530,595)</b>	<b>2,027,290</b>	<b>2,804,564</b>	<b>777,274</b>
<b>Fund Balance</b>										
Beginning Balance (Audited)									41,845,702	
Net Revenues									2,804,564	
<b>Ending Fund Balance</b>									<b>44,650,266</b>	
<b>Components of Fund Bal.</b>										
Available For Econ. Uncert.									33,950,928	
Restricted Balances (Est.)									724,509	
Net Fixed Assets									9,974,828	
<b>Ending Fund Balance</b>									<b>44,650,266</b>	

2021-22 First Interim Budget (BOARD FINAL 11-29-2021)					Year To Date			Annual Budget		
CONSOLIDATED	Jul Actuals	Aug Actuals	Sep Actuals	Oct Actuals	Actual YTD	Approved Budget YTD	Variance	Board-Approved July Budget	Proposed 2021-22 First Interim Budget	Current Budget vs. First Interim

REVENUE DETAIL		Jul	Aug	Sep	Oct	Actual YTD	Budget YTD	Variance	Board-Approved July Budget	Proposed 2021-22 First Interim Budget	Current Budget vs. First Interim
		Actuals	Actuals	Actuals	Actuals						
<b>LCFF Entitlement</b>											
8011	State Aid	349,871	1,285,701	1,565,598	2,314,262	5,515,432	5,955,301	(439,869)	24,753,744	23,821,204	(932,540)
8012	EPA Entitlement	-	-	47,386	1,804,875	1,852,261	1,728,448	123,813	5,692,780	6,913,791	1,221,011
8019	Prior Year Adjustments	(4,033)	3,723	-	-	(310)	(257)	(52)	-	-	-
8096	InLieuPropTaxes	502,068	1,181,826	1,024,799	236,916	2,945,609	2,610,634	334,975	11,047,319	10,442,537	(604,782)
<b>SUBTOTAL - LCFF Entitlement</b>		<b>847,906</b>	<b>2,471,250</b>	<b>2,637,783</b>	<b>4,356,053</b>	<b>10,312,992</b>	<b>10,294,126</b>	<b>18,867</b>	<b>41,493,843</b>	<b>41,177,532</b>	<b>(316,311)</b>
<b>Federal Revenue</b>											
8181	SpEd - Revenue	16,208	32,182	21,611	-	70,001	110,778	(40,777)	441,695	433,565	(8,130)
8220	SchLunchFederal	-	-	-	-	-	-	-	-	-	-
8290	All Other Federal Revenue	20,833	774,113	685,013	418,107	1,898,065	883,233	1,014,832	6,650,609	7,233,712	583,103
8295	Prior Year Adjustments (Fed Rev)	-	0	-	-	0	0	-	-	-	-
<b>SUBTOTAL - Federal Revenue</b>		<b>37,041</b>	<b>806,294</b>	<b>706,624</b>	<b>418,107</b>	<b>1,968,066</b>	<b>994,011</b>	<b>974,055</b>	<b>7,092,304</b>	<b>7,667,277</b>	<b>574,973</b>
<b>Other State Revenue</b>											
8311	SpEd Revenue	139,862	183,457	228,878	173,181	725,378	619,379	105,999	2,208,470	2,167,825	(40,645)
8520	SchoolNutrState	-	896	-	-	896	896	-	-	-	-
8550	MandCstReimburs	-	-	-	-	-	-	-	102,002	200,172	98,170
8560	StateLotteryRev	-	-	-	-	-	-	-	762,632	740,280	(22,352)
8590	AllOthStateRev	-	-	1,448,538	-	1,448,538	1,634,992	(186,454)	5,214,116	5,266,671	52,555
8595	Prior Year Adjustments (Other St	-	(355)	-	-	(355)	(355)	-	-	-	-
<b>SUBTOTAL - Other State Revenue</b>		<b>139,862</b>	<b>183,998</b>	<b>1,677,416</b>	<b>173,181</b>	<b>2,174,456</b>	<b>2,254,911</b>	<b>(80,455)</b>	<b>8,287,220</b>	<b>8,374,949</b>	<b>87,729</b>
<b>Local Revenue</b>											
8600	Other Local Rev	1,500	643	-	-	2,143	50,117	(47,974)	191,895	191,895	-
8660	Interest	855	276	542	11,976	13,648	550	13,098	-	-	-
8698	OthRev-Suspense	-	-	-	-	-	-	-	-	-	-
8701	CMO Fee - MSA-1	-	-	-	-	-	264,020	(264,020)	5,500,000	1,056,082	(4,443,918)
8702	CMO Fee - MSA-2	-	-	-	-	-	234,685	(234,685)	-	938,739	938,739
8703	CMO Fee - MSA-3	-	-	-	-	-	190,681	(190,681)	-	762,726	762,726

2021-22 First Interim Budget (BOARD FINAL 11-29-2021)		Year To Date							Annual Budget		
		Jul Actuals	Aug Actuals	Sep Actuals	Oct Actuals	Actual YTD	Approved Budget YTD	Variance	Board- Approved July Budget	Proposed 2021- 22 First Interim Budget	Current Budget vs. First Interim
<b>CONSOLIDATED</b>											
8704	CMO Fee - MSA-4	-	-	-	-	-	9,412	(9,412)	-	37,648	37,648
8705	CMO Fee - MSA-5	-	-	-	-	-	108,594	(108,594)	-	434,375	434,375
8706	CMO Fee - MSA-6	-	-	-	-	-	9,412	(9,412)	-	37,648	37,648
8707	CMO Fee - MSA-7	-	-	-	-	-	88,007	(88,007)	-	352,027	352,027
8708	CMO Fee - MSA-8	-	-	-	-	-	190,681	(190,681)	-	762,726	762,726
8709	CMO Fee - MSA-SA	-	-	-	-	-	194,494	(194,494)	-	777,976	777,976
8712	CMO Fee - MSA-SD	-	-	-	-	-	-	-	-	-	-
8690	Prior Year Adj (Local1)	-	-	-	-	-	-	-	-	-	-
8695	Prior Year Adj (Local2)	-	-	-	-	-	-	-	-	-	-
8699	Other Revenue	21,825	(2,064)	865	9,962	30,587	99,446	(68,859)	373,400	294,400	(79,000)
8999	Misc Revenue (Suspense)	509	-	-	4,804	5,313	259	5,054	-	-	-
<b>SUBTOTAL - Local Revenue</b>		<b>24,689</b>	<b>604</b>	<b>1,407</b>	<b>26,741</b>	<b>53,441</b>	<b>1,442,108</b>	<b>(1,388,667)</b>	<b>6,065,295</b>	<b>5,646,242</b>	<b>(419,053)</b>



2021-22 First Interim Budget (BOARD FINAL 11-29-2021)						Year To Date			Annual Budget						
<b>CONSOLIDATED</b>						Jul Actuals	Aug Actuals	Sep Actuals	Oct Actuals	Actual YTD	Approved Budget YTD	Variance	Board-Approved July Budget	Proposed 2021-22 First Interim Budget	Current Budget vs. First Interim
<b>Fundraising &amp; Grants</b>															
8802	Donations - Private	1,366	5,629	1,000	19,000	26,994	9,169	17,825		-			11,750	11,750	
8803	Fundraising	-	600	4,172	5,344	10,117	41,785	(31,668)		232,500			146,247	(86,253)	
<b>SUBTOTAL - Fundraising &amp; Gr</b>						<b>1,366</b>	<b>6,229</b>	<b>5,172</b>	<b>24,344</b>	<b>37,111</b>	<b>50,954</b>	<b>(13,843)</b>	<b>232,500</b>	<b>157,997</b>	<b>(74,503)</b>
<b>TOTAL REVENUE</b>						<b>1,050,863</b>	<b>3,468,375</b>	<b>5,028,402</b>	<b>4,998,426</b>	<b>14,546,067</b>	<b>15,036,110</b>	<b>(490,044)</b>	<b>63,171,162</b>	<b>63,023,996</b>	<b>(147,166)</b>
<b>EXPENSES</b>															
<b>Certificated Salaries</b>															
1100	TeacherSalaries	291,793	639,745	1,296,192	1,325,098	3,552,827	4,170,955	(618,128)		16,032,086			15,457,070	(575,016)	
1200	Cert Aid	7,494	39,222	47,146	46,416	140,278	186,760	(46,483)		1,090,580			1,254,277	163,697	
1300	Cert Adminis	253,242	371,632	275,574	283,689	1,184,137	744,295	439,842		3,842,711			3,747,175	(95,536)	
<b>SUBTOTAL - Certificated Salar</b>						<b>552,529</b>	<b>1,050,599</b>	<b>1,618,911</b>	<b>1,655,202</b>	<b>4,877,241</b>	<b>5,102,011</b>	<b>(224,769)</b>	<b>20,965,377</b>	<b>20,458,522</b>	<b>(506,855)</b>
<b>Classified Salaries</b>															
2100	Instructional Aides	26,670	70,272	169,636	159,041	425,619	524,832	(99,213)		2,524,870			2,361,743	(163,127)	
2200	Classified Support	50,130	110,969	143,888	146,172	451,159	292,134	159,026		1,509,910			1,314,601	(195,309)	
2300	Classified Admin	-	-	-	-	-	-	-		-			-	-	
2400	Clerical & Tech	154,492	298,705	423,451	408,917	1,285,565	1,126,986	158,579		4,205,341			5,071,435	866,094	
2900	OtherClassStaff	3,069	3,491	4,601	4,140	15,300	0	15,300		801,508			0	(801,508)	
<b>SUBTOTAL - Classified Salarie</b>						<b>234,361</b>	<b>483,437</b>	<b>741,577</b>	<b>718,269</b>	<b>2,177,643</b>	<b>1,943,951</b>	<b>233,692</b>	<b>9,041,628</b>	<b>8,747,779</b>	<b>(293,850)</b>
<b>Employee Benefits</b>															
3101	STRS-Certified	91,042	171,170	267,629	272,467	802,308	744,105	58,203		3,232,483			3,348,474	115,991	
3102	STRS-Classified	5,421	11,949	31,347	29,448	78,164	69,640	8,524		327,343			313,382	(13,961)	
3201	PERS-Cert	787	5,621	8,590	8,371	23,370	62,055	(38,685)		398,642			279,246	(119,396)	
3202	PERS-Classified	27,391	65,598	92,444	89,714	275,146	131,601	143,545		600,935			592,207	(8,729)	
3301	OASDI/Med-Cert	8,357	17,073	25,690	26,162	77,283	98,668	(21,385)		471,538			444,006	(27,532)	
3302	OASDI/Med-Class	15,920	32,383	44,486	43,861	136,650	59,277	77,373		194,625			266,748	72,123	
3401	HlthWelfareCert	29,157	292,346	298,863	841	621,207	633,722	(12,515)		3,692,878			2,851,749	(841,130)	
3402	HlthWelfareCert	-	-	-	-	-	173,826	(173,826)		857,235			782,216	(75,018)	
3501	UI-Certificated	2,858	809	884	9,322	13,874	8,932	4,942		109,108			40,192	(68,916)	
3502	UI-Classified	-	-	200	226	426	2,378	(1,951)		21,774			10,700	(11,074)	
3601	WorkersCmp-Cert	91,100	15,161	42,093	26,565	174,919	48,000	126,919		276,000			216,000	(60,000)	
3602	WorkersCmp-Class									77,000			48,000	(29,000)	

2021-22 First Interim Budget (BOARD FINAL 11-29-2021)		Year To Date							Annual Budget		
		Jul Actuals	Aug Actuals	Sep Actuals	Oct Actuals	Actual YTD	Approved Budget YTD	Variance	Board- Approved July Budget	Proposed 2021- 22 First Interim Budget	Current Budget vs. First Interim
<b>CONSOLIDATED</b>											
3701	Other Retirement-Cert	-	-	-	-	-	-	-	-	-	-
3901	OthBenes-Cert	540	-	7	5	552	-	552	(200,000)	-	200,000
3902	OthBenes-Class	2,795	5,642	6,319	6,742	21,498	16,401	5,098	(53,812)	73,803	127,615
3990	PY Bene Adj	-	-	(4,689)	-	(4,689)	-	(4,689)		-	-
	<b>SUBTOTAL - Employee Benefit</b>	<b>275,367</b>	<b>617,753</b>	<b>813,865</b>	<b>513,723</b>	<b>2,220,708</b>	<b>2,048,605</b>	<b>172,103</b>	<b>10,005,748</b>	<b>9,266,722</b>	<b>(739,027)</b>

2021-22 First Interim Budget (BOARD FINAL 11-29-2021)					Year To Date			Annual Budget		
CONSOLIDATED	Jul Actuals	Aug Actuals	Sep Actuals	Oct Actuals	Actual YTD	Approved Budget YTD	Variance	Board-	Proposed 2021-	Current Budget
								Approved July Budget	22 First Interim Budget	vs. First Interim
<b>Books &amp; Supplies</b>										
4100 Text&CoreCurric	-	775	26,013	176,350	203,138	123,231	79,907	411,986	385,098	(26,888)
4200 BooksOthRefMats	-	146	-	-	146	11,200	(11,054)	35,000	35,000	-
4300 Materials and Supplies								-	-	-
4310 Ins Mats & Sups	793	8,295	7,476	21,994	38,558	63,466	(24,908)	227,165	198,330	(28,835)
4315 OthrSupplies	-	199	-	3,588	3,787	10,720	(6,933)	41,500	33,500	(8,000)
4320 Office Supplies	917	16,368	11,219	19,764	48,267	46,784	1,483	128,700	146,200	17,500
4325 ProfDevMat&Sups	-	-	-	-	-	-	-	-	-	-
4326 Arts&MusicSups	12,679	755	680	2,548	16,661	13,760	2,901	25,000	43,000	18,000
4335 PE Supplies	-	-	3,803	12,293	16,096	19,843	(3,746)	28,000	62,008	34,008
4340 Educat Software	182,173	89,993	8,221	27,438	307,825	162,683	145,142	565,958	508,384	(57,574)
4345 NonInstStdntSup	1,319	26,423	16,221	11,629	55,593	61,967	(6,374)	210,500	193,646	(16,854)
4346 TeacherSupplies	-	866	4,859	3,010	8,736	11,200	(2,464)	32,000	35,000	3,000
4350 Cust. Supplies	-	3,705	7,901	14,897	26,504	37,600	(11,096)	117,500	117,500	-
4351 Yearbook	-	-	-	-	-	384	(384)	1,200	1,200	-
4390 Uniforms	-	-	41,287	14,581	55,868	31,603	24,265	148,475	98,760	(49,716)
4400 NonCapEquip-Gen	4,150	184	2,614	5,756	12,705	16,925	(4,220)	55,891	52,891	(3,000)
4410 ClssrmFrmEqp<5k	-	-	1,972	-	1,972	2,560	(588)	8,000	8,000	-
4430 OfficeFurnEqp<5k	-	320	2,289	482	3,091	5,440	(2,349)	15,000	17,000	2,000
4440 Computers <\$5k	-	5,066	9,955	7,178	22,199	6,880	15,319	3,500	21,500	18,000
4460 Fixed Asset Susp (Facility)	-	-	25,200	-	25,200	28,800	(3,600)	-	90,000	90,000
4461 Fixed Asset Susp (Imp)	-	-	-	-	-	-	-	-	-	-
4464 Equipment (Pre-Cap)	-	-	0	(11,350)	(9,065)	86,874	(95,939)	252,985	271,481	18,496
4710 Food	-	-	2,577	-	2,577	45,120	(42,543)	146,000	141,000	(5,000)
4720 Food:Other Food	13,402	4,289	8,168	5,136	30,997	19,120	11,877	51,750	59,750	8,000
4990 Prior Year Adj (Mat'ls)	-	-	-	-	-	-	-	-	-	-
4999 Misc Expenditure (Suspense)	11,304	6,988	8,993	(17,598)	9,686	622	9,065	-	1,943	1,943
<b>SUBTOTAL - Books and Suppl</b>	<b>226,737</b>	<b>164,372</b>	<b>189,450</b>	<b>297,695</b>	<b>880,540</b>	<b>806,781</b>	<b>73,759</b>	<b>2,506,110</b>	<b>2,521,190</b>	<b>15,080</b>

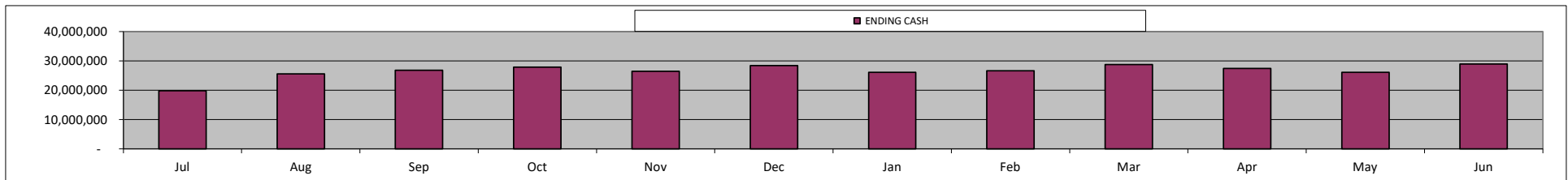
2021-22 First Interim Budget (BOARD FINAL 11-29-2021)		Year To Date							Annual Budget		
		Jul Actuals	Aug Actuals	Sep Actuals	Oct Actuals	Actual YTD	Approved Budget YTD	Variance	Board- Approved July Budget	Proposed 2021- 22 First Interim Budget	Current Budget vs. First Interim
CONSOLIDATED											
<b>Services &amp; Other Operating Expenses</b>											
5101	CMO Fees	-	-	-	-	-	1,186,497	(1,186,497)	5,624,863	5,339,237	(285,626)
5200	Travel & Conference	-	-	1,226	-	1,226	-	1,226	-	-	-
5205	Conference Fees	700	-	-	500	1,200	9,833	(8,633)	43,250	44,250	1,000
5210	MilesParkTolls	-	176	1,015	-	1,191	12,556	(11,365)	56,500	56,500	-
5215	TravConferences	-	-	-	-	-	-	-	-	-	-
5220	TraLodging	-	-	-	-	-	5,778	(5,778)	29,000	26,000	(3,000)
5300	DuesMemberships	39,263	12,603	2,848	6,019	60,733	27,167	33,567	122,250	122,250	-
5450	Other Insurance	176,249	14,993	49,062	47,949	288,253	113,444	174,809	448,756	510,500	61,744
5500	OpsHousekeeping	8,318	20,320	21,847	28,564	79,049	52,856	26,193	213,000	237,850	24,850
5510	Gas & Electric	10,578	7,617	20,176	34,660	73,031	64,556	8,475	230,000	290,500	60,500
5610	Rent & Leases	314,973	270,125	303,145	283,502	1,171,745	859,966	311,779	3,981,984	3,869,847	(112,137)
5620	EquipmentLeases	14,352	12,238	9,631	16,192	52,413	47,200	5,213	224,400	212,400	(12,000)
5630	Reps&MaintBldng	32,344	12,111	27,047	50,933	122,435	48,222	74,213	174,000	217,000	43,000
5800	ProfessServices	117,058	41,491	564,242	92,176	814,968	315,395	499,572	722,687	1,419,279	696,592
5810	Legal	(182)	270	5,148	4,283	9,519	74,889	(65,370)	337,000	337,000	-
5813	SchPrgAftSchool	17,449	1,534	8,855	269	28,107	142,628	(114,521)	556,024	641,827	85,803
5814	SchPrgAcadComps	-	-	-	2,578	2,578	4,333	(1,755)	19,500	19,500	-
5819	SchlProgs-Other	2,175	38,873	32,993	34,824	108,865	28,222	80,643	177,000	127,000	(50,000)
5820	Audit & CPA	-	8,000	1,709	43,200	52,909	21,889	31,020	98,500	98,500	-
5825	DMSBusiness Svcs	-	-	-	-	-	122,222	(122,222)	550,000	550,000	-
5835	Field Trips	-	675	8,731	1,900	11,306	42,000	(30,694)	174,000	189,000	15,000
5836	FieldTrip Trans	-	16,365	-	16,366	32,730	20,000	12,730	-	90,000	90,000
5840	MarkngStdtRecrt	905	5,161	4,390	5,552	16,009	32,667	(16,658)	128,000	147,000	19,000
5850	Oversight Fees	6,489	13,611	8,652	-	28,752	91,663	(62,911)	444,686	412,484	(32,202)
5857	Payroll Fees	22,490	11,667	15,540	15,924	65,621	44,000	21,621	198,000	198,000	-
5860	Service Fees	6,917	1,141	8,487	207	16,752	10,111	6,641	40,000	45,500	5,500
5861	Prior Year Services	-	-	-	-	-	-	-	-	-	-
5863	Prof Developmnt	120	34,873	12,085	3,343	50,421	35,341	15,079	173,036	159,036	(14,000)
5864	Prof Dev-Other	-	2,178	500	8,392	11,070	52,141	(41,071)	232,327	234,633	2,306
5865	Professional Development LLM	-	-	-	-	-	-	-	-	-	-
5869	SpEd Crct Inst	-	260	3,126	8,191	11,577	126,981	(115,404)	651,413	571,416	(79,997)
5870	Livescan	-	416	527	667	1,610	1,244	366	5,100	5,600	500
5872	SPED Fees (incl Encroachment)	11,596	23,194	15,462	-	50,252	26,845	23,407	-	120,802	120,802
5875	Staff Recruiting	-	-	-	343	343	667	(324)	3,000	3,000	-

2021-22 First Interim Budget (BOARD FINAL 11-29-2021)		Year To Date						Annual Budget			
		Jul Actuals	Aug Actuals	Sep Actuals	Oct Actuals	Actual YTD	Approved Budget YTD	Variance	Board-Approved July Budget	Proposed 2021-22 First Interim Budget	Current Budget vs. First Interim
<b>CONSOLIDATED</b>											
5884	Substitutes	-	18,168	71,190	89,232	178,590	108,889	69,701	450,000	490,000	40,000
5890	OthSvcsNon-Inst	-	-	-	-	-	-	-	-	-	-
5900	Communications	80	80	332	137	630	27,167	(26,536)	265,250	122,250	(143,000)
5910	Communications 2	-	-	-	-	-	-	-	-	-	-
5920	TelecomInternet	3,478	36,790	34,258	61,233	135,759	32,556	103,203	15,000	146,500	131,500
5930	PostageDelivery	6,467	1,439	4,678	2,475	15,058	10,444	4,614	50,500	47,000	(3,500)
5940	Technology	12,637	36,836	63,871	26,517	139,860	56,923	82,936	321,578	256,155	(65,423)
5990	Prior Year Adj (Services)	690	-	-	-	690	-	690	-	-	-
<b>SUBTOTAL - Services &amp; Other</b>		<b>805,147</b>	<b>643,205</b>	<b>1,300,774</b>	<b>886,127</b>	<b>3,635,253</b>	<b>3,857,292</b>	<b>(222,040)</b>	<b>16,760,604</b>	<b>17,357,816</b>	<b>597,211</b>

2021-22 First Interim Budget (BOARD FINAL 11-29-2021)					Year To Date			Annual Budget		
CONSOLIDATED	Jul Actuals	Aug Actuals	Sep Actuals	Oct Actuals	Actual YTD	Approved Budget YTD	Variance	Board-	Proposed 2021-	Current Budget
								Approved July Budget	22 First Interim Budget	vs. First Interim
<b>Capital Outlay &amp; Depreciation</b>										
6400 EquipFixed	-	-	-	-	-	-	-	-	-	-
6900 Depreciation	36,505	36,505	308,520	36,898	418,427	444,206	(25,779)	1,305,887	1,305,887	-
<b>SUBTOTAL - Capital Outlay &amp; I</b>	<b>36,505</b>	<b>36,505</b>	<b>308,520</b>	<b>36,898</b>	<b>418,427</b>	<b>444,206</b>	<b>(25,779)</b>	<b>1,305,887</b>	<b>1,305,887</b>	<b>-</b>
<b>Other Outflows</b>										
7299 Other Outgo (not incl. SPED Enc	-	-	-	-	-	-	-	-	-	-
7310 Indirect Costs	-	-	-	-	-	-	-	-	-	-
7438 InterestExpense	33,167	33,167	111,204	43,720	221,257	187,672	33,585	558,517	561,517	3,000
<b>SUBTOTAL - Other Outflows</b>	<b>33,167</b>	<b>33,167</b>	<b>111,204</b>	<b>43,720</b>	<b>221,257</b>	<b>187,672</b>	<b>33,585</b>	<b>558,517</b>	<b>561,517</b>	<b>3,000</b>
<b>TOTAL EXPENSES</b>	<b>2,163,812</b>	<b>3,029,038</b>	<b>5,084,300</b>	<b>4,151,635</b>	<b>14,431,070</b>	<b>14,390,518</b>	<b>40,551</b>	<b>61,143,873</b>	<b>60,219,433</b>	<b>(924,440)</b>

**Monthly Update - Monthly Cash Flow (Projections) 2021-22**

<b>AI MPS</b>	Jul	Aug	Sep	Oct	Nov	Dec	Jan	Feb	Mar	Apr	May	Jun	Accruals	<b>TOTAL</b>
	<b>ACTUALS</b>	<b>ACTUALS</b>	<b>ACTUALS</b>	<b>ACTUALS</b>	<b>BUDGET</b>	<b>BUDGET</b>	<b>BUDGET</b>	<b>BUDGET</b>	<b>BUDGET</b>	<b>BUDGET</b>	<b>BUDGET</b>	<b>BUDGET</b>	<b>BUDGET</b>	
<b>BEGINNING CASH</b>	<b>20,366,304</b>	<b>19,802,476</b>	<b>25,523,937</b>	<b>26,768,533</b>	<b>27,872,811</b>	<b>26,432,565</b>	<b>28,422,286</b>	<b>26,097,564</b>	<b>26,581,744</b>	<b>28,773,025</b>	<b>27,458,738</b>	<b>26,089,629</b>		
<b>Revenue</b>														
LCFF: State Aid	-	1,285,701	1,565,598	2,314,262	1,488,643	1,519,283	1,519,283	1,519,283	2,430,854	2,430,854	2,430,854	2,430,854	2,885,735	<b>23,821,204</b>
LCFF: EPA	-	-	47,386	1,804,875	-	1,728,448	-	-	1,728,448	-	-	1,531,475	73,160	<b>6,913,791</b>
LCFF: ILPT	502,068	1,181,826	1,024,799	236,916	851,141	866,397	866,397	866,397	866,397	866,397	866,397	866,397	581,005	<b>10,442,537</b>
Federal Revenue	37,041	806,294	706,624	418,107	27,694	1,857,969	27,694	27,694	1,857,969	27,694	27,694	449,503	1,395,299	<b>7,667,277</b>
Other State Revenues	139,862	183,998	1,677,416	173,181	446,496	876,791	373,670	1,851,436	373,670	373,670	373,670	373,670	1,157,420	<b>8,374,949</b>
Other Local Revenues	5,847	1,369	5,172	27,844	1,372,706	9,370	9,370	1,372,706	9,370	9,370	9,370	2,190,708	781,037	<b>5,804,239</b>
<b>Total Revenue</b>	<b>684,818</b>	<b>3,459,189</b>	<b>5,026,996</b>	<b>4,975,185</b>	<b>4,186,682</b>	<b>6,858,258</b>	<b>2,796,415</b>	<b>5,637,518</b>	<b>7,266,707</b>	<b>3,707,985</b>	<b>3,707,985</b>	<b>7,842,606</b>	<b>6,873,656</b>	<b>63,023,996</b>
<b>Expenses</b>														
Certificated Salaries	552,529	1,050,599	1,618,911	1,655,202	1,722,929	1,722,929	1,722,929	1,722,929	1,722,929	1,722,929	1,722,929	1,722,929	1,797,848	<b>20,458,522</b>
Classified Salaries	234,361	483,437	741,577	718,269	778,671	778,671	778,671	778,671	776,237	764,417	764,417	761,462	388,917	<b>8,747,779</b>
Benefits	275,367	617,753	813,865	513,723	814,834	814,834	814,834	814,834	814,834	796,567	796,567	796,567	582,144	<b>9,266,722</b>
Books and Supplies	226,737	164,372	189,450	297,695	201,055	192,439	195,688	184,635	177,764	175,336	173,059	169,739	173,220	<b>2,521,190</b>
Services and Operations	805,147	643,205	1,300,774	886,127	1,573,508	1,573,508	1,561,186	1,548,865	1,535,834	1,515,195	1,516,717	1,516,717	1,381,034	<b>17,357,816</b>
Depreciation / Cap Outlay	36,505	36,505	308,520	36,898	106,969	106,969	106,969	106,969	106,969	106,969	106,969	106,969	31,712	<b>1,305,887</b>
Other Outflows	33,167	33,167	111,204	43,720	250	250	250	250	250	250	250	250	346,522	<b>569,779</b>
<b>Total Expenses</b>	<b>2,163,812</b>	<b>3,029,038</b>	<b>5,084,300</b>	<b>4,151,635</b>	<b>5,198,216</b>	<b>5,189,600</b>	<b>5,180,527</b>	<b>5,157,152</b>	<b>5,134,816</b>	<b>5,081,662</b>	<b>5,080,907</b>	<b>5,074,632</b>	<b>4,701,397</b>	<b>60,227,694</b>
<b>Other Transactions Affecting Cash</b>														
Revenues - Prior Year Accruals	3,914,438	6,524,063	1,957,219	652,406	397,849	556,989	-	-	-	-	-	-	-	<b>14,002,965</b>
Accounts Receivable - Current Year	-	-	-	-	-	-	-	-	-	-	-	-	-	<b>-</b>
Other Assets/Accrual Adj	732,419	-	-	-	-	-	-	-	-	-	-	-	-	<b>732,419</b>
Fixed Assets - Depreciation Addback	36,505	36,505	308,520	36,898	106,969	106,969	106,969	106,969	106,969	106,969	106,969	106,969	-	<b>1,274,176</b>
Fixed Assets - Acquisitions	-	-	-	-	-	-	-	-	-	-	-	-	-	<b>-</b>
Due To (From)	-	-	-	-	-	-	-	-	-	-	-	-	-	<b>-</b>
Expenses - Prior Year Accruals	(3,665,041)	(1,221,680)	(916,260)	(305,420)	(885,952)	(295,317)	-	-	-	-	-	-	-	<b>(7,289,672)</b>
Accounts Payable - Current Year	-	-	-	-	-	-	-	-	-	-	-	-	-	<b>-</b>
Summerholdback for Teachers	-	-	-	-	-	-	-	-	-	-	-	-	-	<b>-</b>
Loans Payable (Current)	-	-	-	-	-	-	-	-	-	-	-	-	-	<b>-</b>
Loans Payable (Long Term)	(103,155)	(47,578)	(47,578)	(103,155)	(47,578)	(47,578)	(47,578)	(103,155)	(47,578)	(47,578)	(103,155)	(47,578)	-	<b>(793,241)</b>
<b>Total Other Transactions</b>	<b>915,166</b>	<b>5,291,310</b>	<b>1,301,900</b>	<b>280,729</b>	<b>(428,712)</b>	<b>321,063</b>	<b>59,391</b>	<b>3,814</b>	<b>59,391</b>	<b>59,391</b>	<b>3,814</b>	<b>59,391</b>	<b>-</b>	<b>7,926,646</b>
<b>Total Change in Cash</b>	<b>(563,829)</b>	<b>5,721,461</b>	<b>1,244,596</b>	<b>1,104,279</b>	<b>(1,440,246)</b>	<b>1,989,721</b>	<b>(2,324,722)</b>	<b>484,180</b>	<b>2,191,281</b>	<b>(1,314,287)</b>	<b>(1,369,109)</b>	<b>2,827,365</b>	<b>-</b>	<b>10,722,948</b>
<b>ENDING CASH</b>	<b>19,802,476</b>	<b>25,523,937</b>	<b>26,768,533</b>	<b>27,872,811</b>	<b>26,432,565</b>	<b>28,422,286</b>	<b>26,097,564</b>	<b>26,581,744</b>	<b>28,773,025</b>	<b>27,458,738</b>	<b>26,089,629</b>	<b>28,916,994</b>		<<< = 175 days cash



2021-22 First Interim Budget (BOARD FINAL 11-29-2021)						Year To Date			Annual Budget		
MSA 1	Jul	Aug	Sep	Oct	Actual YTD	Approved	Variance	Board-	Proposed 2021-	Current Budget vs. July Budget	
	Actuals	Actuals	Actuals	Actuals		Budget YTD		Approved July	22 First Interim		
Projected Average Daily Attendance:								703	701	(2)	
<b>SUMMARY</b>											
<b>Revenue</b>											
LCFF Entitlement	119,652	474,460	394,848	877,469	1,866,429	2,221,518	(355,090)	8,431,651	8,886,698	455,047	
Federal Revenue	-	143,042	88,809	80,105	311,956	174,125	137,831	775,664	996,338	220,675	
Other State Revenues	23,443	24,339	312,644	42,197	402,623	282,957	119,666	2,019,614	2,204,600	184,986	
Other Local Revenues	9,440	(2,190)	-	550	7,800	62,547	(54,747)	211,895	215,601	3,706	
<b>Total Revenue</b>	<b>152,535</b>	<b>639,651</b>	<b>796,301</b>	<b>1,000,321</b>	<b>2,588,808</b>	<b>2,741,147</b>	<b>(152,339)</b>	<b>11,438,823</b>	<b>12,303,238</b>	<b>864,414</b>	
<b>Expenditures</b>											
Certificated Salaries	83,353	165,717	277,710	289,297	816,077	955,933	(139,857)	3,791,077	3,794,054	2,977	
Classified Salaries	27,108	53,991	72,450	82,578	236,127	207,696	28,431	901,894	934,630	32,737	
Benefits	53,044	75,843	94,157	78,117	301,161	318,598	(17,438)	1,473,870	1,433,693	(40,177)	
Books and Supplies	24,235	29,955	36,869	36,343	127,402	185,940	(58,538)	404,443	581,062	176,619	
Services and Operating Exp.	204,707	140,878	370,292	242,341	958,217	875,267	82,950	3,551,605	3,938,702	387,096	
Depreciation & Cap Outlay	15,948	15,948	15,948	15,948	63,793	63,793	-	164,646	164,646	-	
Other Outflows	-	-	-	7,755	7,755	-	7,755	-	-	-	
<b>Total Expenditures</b>	<b>408,395</b>	<b>482,331</b>	<b>867,425</b>	<b>752,379</b>	<b>2,510,531</b>	<b>2,607,227</b>	<b>(96,697)</b>	<b>10,287,535</b>	<b>10,846,787</b>	<b>559,252</b>	
<b>Net Revenues</b>					<b>78,277</b>	<b>133,920</b>	<b>(55,643)</b>	<b>1,151,289</b>	<b>1,456,451</b>	<b>305,162</b>	
<b>Fund Balance</b>											
Beginning Balance (Budgeted)									8,002,068		
Net Revenues									1,456,451		
<b>Ending Fund Balance</b>									<b>9,458,519</b>		
<b>Components of Fund Bal.</b>											
Available For Econ. Uncert.									5,990,150		
Restricted Balances (Est.)									139,969		
Net Fixed Assets									3,328,400		
<b>Ending Fund Balance</b>									<b>9,458,519</b>		



2021-22 First Interim Budget (BOARD FINAL 11-29-2021)					Year To Date			Annual Budget		
MSA 1	Jul	Aug	Sep	Oct	Actual YTD	Approved Budget YTD	Variance	Board-Approved July Budget	Proposed 2021-22 First Interim Budget	Current Budget vs. July Budget
	Actuals	Actuals	Actuals	Actuals						

REVENUE DETAIL											
	Jul	Aug	Sep	Oct	Actual YTD	Budget YTD	Variance	Board-Approved July Budget	Proposed 2021-22 First Interim Budget	Current Budget vs. First Interim	
	Actuals	Actuals	Actuals	Actuals							
<b>LCFF Entitlement</b>											
8011	State Aid	-	235,311	235,311	423,560	894,182	1,218,330	(324,148)	4,979,781	4,873,319	(106,462)
8012	EPA Entitlement	-	-	-	453,909	453,909	489,145	(35,236)	1,517,194	1,956,579	439,385
8019	Prior Year Adjustments	-	(156)	-	-	(156)	(156)	-	-	-	-
8096	InLieuPropTaxes	119,652	239,305	159,537	-	518,494	514,200	4,294	1,934,676	2,056,800	122,124
<b>SUBTOTAL - LCFF Entitlement</b>											
		<b>119,652</b>	<b>474,460</b>	<b>394,848</b>	<b>877,469</b>	<b>1,866,429</b>	<b>2,221,518</b>	<b>(355,090)</b>	<b>8,431,651</b>	<b>8,886,698</b>	<b>455,047</b>
<b>Federal Revenue</b>											
8181	SpEd - Revenue	-	-	-	-	-	-	-	85,282	87,385	2,103
8220	SchLunchFederal	-	-	-	-	-	-	-	-	-	-
8290	All Other Federal Revenue	-	143,042	88,809	80,105	311,956	174,125	137,831	690,382	908,953	218,572
8295	Prior Year Adjustments (Fed Rev)	-	-	-	-	-	-	-	-	-	-
<b>SUBTOTAL - Federal Revenue</b>											
		<b>-</b>	<b>143,042</b>	<b>88,809</b>	<b>80,105</b>	<b>311,956</b>	<b>174,125</b>	<b>137,831</b>	<b>775,664</b>	<b>996,338</b>	<b>220,675</b>
<b>Other State Revenue</b>											
8311	SpEd Revenue	23,443	23,443	42,197	42,197	131,280	124,835	6,445	426,409	436,923	10,514
8520	SchoolNutrState	-	896	-	-	896	896	-	-	-	-
8550	MandCstReimburs	-	-	-	-	-	-	-	22,864	46,570	23,706
8560	StateLotteryRev	-	-	-	-	-	-	-	145,190	148,852	3,662
8590	AllOthStateRev	-	-	270,447	-	270,447	157,225	113,222	1,425,151	1,572,255	147,104
8595	Prior Year Adjustments (Other St)	-	-	-	-	-	-	-	-	-	-
<b>SUBTOTAL - Other State Revenue</b>											
		<b>23,443</b>	<b>24,339</b>	<b>312,644</b>	<b>42,197</b>	<b>402,623</b>	<b>282,957</b>	<b>119,666</b>	<b>2,019,614</b>	<b>2,204,600</b>	<b>184,986</b>
<b>Local Revenue</b>											
8600	Other Local Rev	-	-	-	-	-	47,974	(47,974)	191,895	191,895	-
8660	Interest	-	-	-	550	550	550	-	-	-	-
8698	OthRev-Suspense	-	-	-	-	-	-	-	-	-	-
8690	Prior Year Adj (Local1)	-	-	-	-	-	-	-	-	-	-

2021-22 First Interim Budget (BOARD FINAL 11-29-2021)		Year To Date						Annual Budget		
		Jul Actuals	Aug Actuals	Sep Actuals	Oct Actuals	Actual YTD	Approved Budget YTD	Variance	Board- Approved July Budget	Proposed 2021- 22 First Interim Budget
<b>MSA 1</b>										
8695	Prior Year Adj (Local2)	-	-	-	-	-	-	-	-	-
8699	Other Revenue	9,181	(2,190)	-	-	6,990	6,990	-	-	-
8999	Misc Revenue (Suspense)	259	-	-	-	259	259	-	-	-
	<b>SUBTOTAL - Local Revenue</b>	<b>9,440</b>	<b>(2,190)</b>	<b>-</b>	<b>550</b>	<b>7,800</b>	<b>55,774</b>	<b>(47,974)</b>	<b>191,895</b>	<b>191,895</b>

2021-22 First Interim Budget (BOARD FINAL 11-29-2021)		Year To Date						Annual Budget			
		Jul Actuals	Aug Actuals	Sep Actuals	Oct Actuals	Actual YTD	Approved Budget YTD	Variance	Board-Approved Budget	Proposed 2021-22 First Interim Budget	Current Budget vs. July Budget
<b>MSA 1</b>											
<b>Fundraising &amp; Grants</b>											
8802	Donations - Private	-	-	-	-	-	-	-	-	-	
8803	Fundraising	-	-	-	-	-	6,773	(6,773)	20,000	23,706	3,706
<b>SUBTOTAL - Fundraising &amp; Gr</b>		-	-	-	-	-	<b>6,773</b>	<b>(6,773)</b>	<b>20,000</b>	<b>23,706</b>	<b>3,706</b>
<b>TOTAL REVENUE</b>		<b>152,535</b>	<b>639,651</b>	<b>796,301</b>	<b>1,000,321</b>	<b>2,588,808</b>	<b>2,741,147</b>	<b>(152,339)</b>	<b>11,438,823</b>	<b>12,303,238</b>	<b>864,414</b>
<b>EXPENSES</b>											
<b>Certificated Salaries</b>											
1100	TeacherSalaries	45,450	103,783	227,174	237,761	614,168	798,791	(184,624)	2,986,096	2,960,227	(25,869)
1200	Cert Aid	-	8,389	-	-	8,389	27,760	(19,371)	166,198	194,317	28,118
1300	Cert Adminis	37,903	53,546	50,536	51,536	193,521	129,383	64,138	638,782	639,510	728
<b>SUBTOTAL - Certificated Salar</b>		<b>83,353</b>	<b>165,717</b>	<b>277,710</b>	<b>289,297</b>	<b>816,077</b>	<b>955,933</b>	<b>(139,857)</b>	<b>3,791,077</b>	<b>3,794,054</b>	<b>2,977</b>
<b>Classified Salaries</b>											
2100	Instructional Aides	-	7,918	20,955	23,715	52,588	76,266	(23,678)	319,492	343,198	23,705
2200	Classified Support	16,301	28,657	32,585	34,144	111,687	87,843	23,844	388,362	395,293	6,931
2300	Classified Admin	-	-	-	-	-	-	-	-	-	-
2400	Clerical & Tech	10,808	17,415	18,909	24,719	71,852	43,587	28,265	194,040	196,140	2,100
2900	OtherClassStaff	-	-	-	-	-	-	-	-	-	-
<b>SUBTOTAL - Classified Salarie</b>		<b>27,108</b>	<b>53,991</b>	<b>72,450</b>	<b>82,578</b>	<b>236,127</b>	<b>207,696</b>	<b>28,431</b>	<b>901,894</b>	<b>934,630</b>	<b>32,737</b>
<b>Employee Benefits</b>											
3101	STRS-Certified	14,091	27,480	47,260	47,987	136,818	135,802	1,017	593,782	611,107	17,325
3102	STRS-Classified	-	619	1,237	1,558	3,414	-	3,414	-	-	-
3201	PERS-Cert	-	-	-	-	-	-	-	99,939	-	(99,939)
3202	PERS-Classified	5,231	11,410	14,469	16,182	47,292	34,844	12,448	24,641	156,796	132,155
3301	OASDI/Med-Cert	1,215	2,404	3,993	4,161	11,773	18,092	(6,319)	93,335	81,415	(11,920)
3302	OASDI/Med-Class	2,067	3,904	5,069	5,720	16,759	5,647	11,112	901	25,412	24,510
3401	HlthWelfareCert	6,813	37,156	17,522	(1,841)	59,650	99,907	(40,257)	692,264	449,581	(242,683)
3402	HlthWelfareCert	-	-	-	-	-	13,953	(13,953)	13,742	62,789	49,047
3501	UI-Certificated	280	474	604	342	1,700	1,543	157	12,534	6,946	(5,589)
3502	UI-Classified	-	-	200	207	407	366	41	7,731	1,647	(6,085)

2021-22 First Interim Budget (BOARD FINAL 11-29-2021)		Year To Date							Annual Budget		
		Jul Actuals	Aug Actuals	Sep Actuals	Oct Actuals	Actual YTD	Approved Budget YTD	Variance	Board- Approved July Budget	Proposed 2021- 22 First Interim Budget	Current Budget vs. July Budget
<b>MSA 1</b>											
3601	WorkersCmp-Cert	22,808	(7,603)	3,801	3,801	22,807	8,444	14,363	35,000	38,000	3,000
3602	WorkersCmp-Class	-	-	-	-	-	-	-	-	-	-
3701	Other Retirement-Cert	-	-	-	-	-	-	-	-	-	-
3901	OthBenes-Cert	540	-	-	-	540	-	540	-	-	-
3902	OthBenes-Class	-	-	-	-	-	-	-	(100,000)	-	100,000
3990	PY Bene Adj	-	-	-	-	-	-	-	-	-	-
<b>SUBTOTAL - Employee Benefit</b>		<b>53,044</b>	<b>75,843</b>	<b>94,157</b>	<b>78,117</b>	<b>301,161</b>	<b>318,598</b>	<b>(17,438)</b>	<b>1,473,870</b>	<b>1,433,693</b>	<b>(40,177)</b>

2021-22 First Interim Budget (BOARD FINAL 11-29-2021)					Year To Date				Annual Budget		
MSA 1	Jul	Aug	Sep	Oct	Actual YTD	Approved	Variance	Board-	Proposed 2021-	Current Budget	
	Actuals	Actuals	Actuals	Actuals		Budget YTD		Approved July	22 First Interim	vs. July Budget	
								Budget	Budget		
<b>Books &amp; Supplies</b>											
4100	Text&CoreCurric	-	-	-	9,009	9,009	25,600	(16,591)	80,000	80,000	-
4200	BooksOthRefMats	-	-	-	-	-	6,400	(6,400)	20,000	20,000	-
4300	Materials and Supplies								-	-	-
4310	Ins Mats & Sups	-	-	661	9,581	10,242	12,406	(2,165)	45,000	38,770	(6,230)
4315	OthrSupplies	-	199	-	3,588	3,787	8,000	(4,213)	25,000	25,000	-
4320	Office Supplies	-	2,700	389	3,841	6,929	6,400	529	20,000	20,000	-
4325	ProfDevMat&Sups	-	-	-	-	-	-	-	-	-	-
4326	Arts&MusicSupps	-	-	-	-	-	3,200	(3,200)	10,000	10,000	-
4335	PE Supplies	-	-	-	7,302	7,302	9,600	(2,298)	10,000	30,000	20,000
4340	Educat Software	20,911	14,752	-	3,375	39,038	27,602	11,436	87,137	86,255	(882)
4345	NonInstStdntSup	-	3,357	859	1,499	5,715	7,727	(2,012)	25,000	24,146	(854)
4346	TeacherSupplies	-	-	523	197	720	3,200	(2,480)	10,000	10,000	-
4350	Cust. Supplies	-	954	2,061	16	3,031	9,600	(6,569)	30,000	30,000	-
4351	Yearbook	-	-	-	-	-	-	-	-	-	-
4390	Uniforms	-	-	-	4,746	4,746	7,040	(2,294)	22,415	22,000	(415)
4400	NonCapEquip-Gen	-	-	-	-	-	3,165	(3,165)	9,891	9,891	-
4410	ClssrmFrnEqp<5k	-	-	-	-	-	-	-	-	-	-
4430	OffceFurnEqp<5k	-	-	-	-	-	-	-	-	-	-
4440	Computers <\$5k	-	2,633	-	-	2,633	3,200	(567)	-	10,000	10,000
4460	Fixed Asset Susp (Facility)	-	-	25,200	-	25,200	28,800	(3,600)	-	90,000	90,000
4461	Fixed Asset Susp (Imp)	-	-	-	-	-	-	-	-	-	-
4464	Equipment (Pre-Cap)	-	-	-	-	-	20,800	(20,800)	-	65,000	65,000
4710	Food	-	-	-	-	-	1,600	(1,600)	5,000	5,000	-
4720	Food:Other Food	185	876	1,872	499	3,433	1,600	1,833	5,000	5,000	-
4990	Prior Year Adj (Mat'ls)	-	-	-	-	-	-	-	-	-	-
4999	Misc Expenditure (Suspense)	3,138	4,483	5,304	(7,309)	5,616	-	5,616	-	-	-
<b>SUBTOTAL - Books and Suppl</b>											
		<b>24,235</b>	<b>29,955</b>	<b>36,869</b>	<b>36,343</b>	<b>127,402</b>	<b>185,940</b>	<b>(58,538)</b>	<b>404,443</b>	<b>581,062</b>	<b>176,619</b>

2021-22 First Interim Budget (BOARD FINAL 11-29-2021)		Year To Date						Annual Budget			
		Jul Actuals	Aug Actuals	Sep Actuals	Oct Actuals	Actual YTD	Approved Budget YTD	Variance	Board- Approved July Budget	Proposed 2021- 22 First Interim Budget	Current Budget vs. July Budget
<b>MSA 1</b>											
<b>Services &amp; Other Operating Expenses</b>											
5101	CMO Fees	-	-	-	-	-	234,685	(234,685)	1,078,281	1,056,082	(22,199)
5200	Travel & Conference	-	-	-	-	-	-	-	-	-	-
5205	Conference Fees	-	-	-	500	500	2,222	(1,722)	10,000	10,000	-
5210	MilesParkTolls	-	-	-	-	-	1,111	(1,111)	5,000	5,000	-
5215	TravConferences	-	-	-	-	-	-	-	-	-	-
5220	TraLodging	-	-	-	-	-	-	-	-	-	-
5300	DuesMemberships	360	5,354	14	14	5,742	3,333	2,409	15,000	15,000	-
5450	Other Insurance	64,802	(21,601)	10,800	10,800	64,801	24,444	40,357	95,000	110,000	15,000
5500	OpsHousekeeping	2,892	3,681	9,331	13,362	29,267	22,222	7,044	100,000	100,000	-
5510	Gas & Electric	7,168	(1,383)	8,273	9,533	23,591	22,222	1,369	100,000	100,000	-
5610	Rent & Leases	107,956	110,148	109,148	115,076	442,329	286,000	156,329	1,287,000	1,287,000	-
5620	EquipmentLeases	5,594	3,686	4,461	7,442	21,184	17,556	3,628	79,000	79,000	-
5630	Reps&MaintBldng	4,150	9,636	22,164	40,943	76,893	22,222	54,670	60,000	100,000	40,000
5800	ProfessServices	3,420	3,941	178,506	12,990	198,857	87,018	111,839	60,143	391,579	331,436
5810	Legal	-	990	3,442	546	4,978	7,778	(2,800)	35,000	35,000	-
5813	SchPrgAftSchool	-	-	-	-	-	30,232	(30,232)	118,713	136,045	17,332
5814	SchPrgAcadComps	-	-	-	103	103	1,667	(1,564)	7,500	7,500	-
5819	SchlProgs-Other	-	1,175	1,691	2,179	5,045	15,556	(10,511)	70,000	70,000	-
5820	Audit & CPA	-	1,727	-	3,927	5,655	2,000	3,655	9,000	9,000	-
5825	DMSBusinessSvcs	-	-	-	-	-	-	-	-	-	-
5835	Field Trips	-	525	-	-	525	6,667	(6,142)	30,000	30,000	-
5836	FieldTrip Trans	-	-	-	-	-	-	-	-	-	-
5840	MarkngStdtdRecr	-	-	-	-	-	5,556	(5,556)	25,000	25,000	-
5850	Oversight Fees	-	-	-	-	-	19,748	(19,748)	88,000	88,867	867
5857	Payroll Fees	5,357	(1,022)	2,070	2,134	8,538	6,667	1,872	30,000	30,000	-
5860	Service Fees	24	307	1,945	165	2,441	3,556	(1,114)	16,000	16,000	-
5861	Prior Year Services	-	-	-	-	-	-	-	-	-	-
5863	Prof Developmnt	-	9,740	-	-	9,740	4,519	5,221	20,336	20,336	-
5864	Prof Dev-Other	-	-	-	2,658	2,658	5,556	(2,898)	20,000	25,000	5,000
5865	Professional Development LLM	-	-	-	-	-	-	-	-	-	-
5869	SpEd Ctrct Inst	-	-	-	5,762	5,762	20,430	(14,668)	85,282	91,935	6,653
5870	Livescan	-	-	-	182	182	111	71	-	500	500
5872	SPED Fees (incl Encroachment)	-	-	-	-	-	-	-	-	-	-

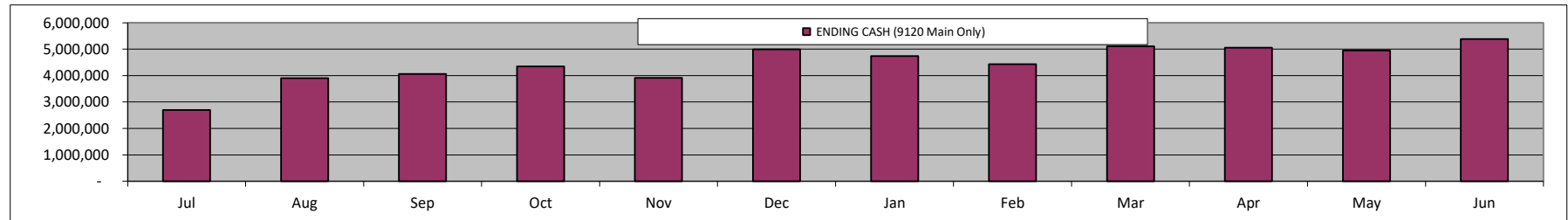
2021-22 First Interim Budget (BOARD FINAL 11-29-2021)		Year To Date						Annual Budget		
		Jul Actuals	Aug Actuals	Sep Actuals	Oct Actuals	Actual YTD	Approved Budget YTD	Variance	Board- Approved July Budget	Proposed 2021- 22 First Interim Budget
<b>MSA 1</b>										
5875	Staff Recruiting	-	-	-	-	-	-	-	-	-
5884	Substitutes	-	3,470	13,638	550	17,658	8,889	8,769	40,000	40,000
5890	OthSvcsNon-Inst	-	-	-	-	-	-	-	-	-
5900	Communications	20	20	40	30	110	1,111	(1,001)	37,000	5,000
5910	Communications 2	-	-	-	-	-	-	-	-	-
5920	TelecomInternet	-	4,892	2,600	11,745	19,237	6,667	12,570	-	30,000
5930	PostageDelivery	2,006	(1,003)	997	-	1,999	1,111	888	5,000	5,000
5940	Technology	958	6,594	1,172	1,699	10,423	4,413	6,010	25,350	19,858
5990	Prior Year Adj (Services)	-	-	-	-	-	-	-	-	-
	<b>SUBTOTAL - Services &amp; Other</b>	<b>204,707</b>	<b>140,878</b>	<b>370,292</b>	<b>242,341</b>	<b>958,217</b>	<b>875,267</b>	<b>82,950</b>	<b>3,551,605</b>	<b>3,938,702</b>
										<b>387,096</b>

2021-22 First Interim Budget (BOARD FINAL 11-29-2021)		Year To Date							Annual Budget		
		Jul Actuals	Aug Actuals	Sep Actuals	Oct Actuals	Actual YTD	Approved Budget YTD	Variance	Board- Approved July Budget	Proposed 2021- 22 First Interim Budget	Current Budget vs. July Budget
<b>MSA 1</b>											
<b>Capital Outlay &amp; Depreciation</b>											
6400	EquipFixed	-	-	-	-	-	-	-	-	-	-
6900	Depreciation	15,948	15,948	15,948	15,948	63,793	63,793	-	164,646	164,646	-
<b>SUBTOTAL - Capital Outlay &amp; I</b>		<b>15,948</b>	<b>15,948</b>	<b>15,948</b>	<b>15,948</b>	<b>63,793</b>	<b>63,793</b>	<b>-</b>	<b>164,646</b>	<b>164,646</b>	<b>-</b>
<b>Other Outflows</b>											
7299	Other Outgo (not incl. SPED Enc	-	-	-	-	-	-	-	-	-	-
7310	Indirect Costs	-	-	-	-	-	-	-	-	-	-
7438	InterestExpense	-	-	-	7,755	7,755	-	7,755	-	-	-
<b>SUBTOTAL - Other Outflows</b>		<b>-</b>	<b>-</b>	<b>-</b>	<b>7,755</b>	<b>7,755</b>	<b>-</b>	<b>7,755</b>	<b>-</b>	<b>-</b>	<b>-</b>
<b>TOTAL EXPENSES</b>		<b>408,395</b>	<b>482,331</b>	<b>867,425</b>	<b>752,379</b>	<b>2,510,531</b>	<b>2,607,227</b>	<b>(96,697)</b>	<b>10,287,535</b>	<b>10,846,787</b>	<b>559,252</b>



**Monthly Update Monthly Cash Flow (Projections) 202122**

<b>MSA1</b>	Jul	Aug	Sep	Oct	Nov	Dec	Jan	Feb	Mar	Apr	May	Jun	Accruals	<b>TOTAL</b>
	<b>ACTUALS</b>	<b>ACTUALS</b>	<b>ACTUALS</b>	<b>ACTUALS</b>	<b>BUDGET</b>	<b>BUDGET</b>	<b>BUDGET</b>	<b>BUDGET</b>	<b>BUDGET</b>	<b>BUDGET</b>	<b>BUDGET</b>	<b>BUDGET</b>	<b>BUDGET</b>	
<b>BEGINNING CASH</b>	<b>2,700,229</b>	<b>2,697,018</b>	<b>3,898,125</b>	<b>4,060,656</b>	<b>4,340,988</b>	<b>3,913,076</b>	<b>4,994,373</b>	<b>4,738,563</b>	<b>4,427,176</b>	<b>5,110,619</b>	<b>5,055,834</b>	<b>4,945,471</b>	<b>5,379,830</b>	
<b>Revenue</b>														
LCFF: State Aid	-	235,311	235,311	423,560	335,041	335,041	335,041	335,041	536,065	536,065	536,065	536,065	494,714	<b>4,873,319</b>
LCFF: EPA	-	-	-	453,909	-	489,145	-	-	489,145	-	-	489,145	35,236	<b>1,956,579</b>
LCFF: ILPT	119,652	239,305	159,537	-	171,400	171,400	171,400	171,400	171,400	171,400	171,400	171,400	167,106	<b>2,056,800</b>
Federal Revenue	-	143,042	88,809	80,105	-	249,085	-	-	249,085	-	-	-	186,213	<b>996,338</b>
Other State Revenues	23,443	24,339	312,644	42,197	47,748	676,650	173,528	173,528	173,528	173,528	173,528	173,528	36,409	<b>2,204,600</b>
Other Local Revenues	-	-	-	-	1,693	1,693	1,693	1,693	1,693	1,693	1,693	1,693	202,055	<b>215,601</b>
<b>Total Revenue</b>	<b>143,095</b>	<b>641,997</b>	<b>796,301</b>	<b>999,771</b>	<b>555,882</b>	<b>1,923,013</b>	<b>681,662</b>	<b>681,662</b>	<b>1,620,916</b>	<b>882,687</b>	<b>882,687</b>	<b>1,371,831</b>	<b>1,121,733</b>	<b>12,303,238</b>
<b>Expenses</b>														
Certificated Salaries	83,353	165,717	277,710	289,297	333,897	333,897	333,897	333,897	333,897	333,897	333,897	333,897	306,805	<b>3,794,054</b>
Classified Salaries	27,108	53,991	72,450	82,578	85,522	85,522	85,522	85,522	85,522	85,522	85,522	85,522	14,329	<b>934,630</b>
Benefits	53,044	75,843	94,157	78,117	131,188	131,188	131,188	131,188	131,188	131,188	131,188	131,188	83,031	<b>1,433,693</b>
Books and Supplies	24,235	29,955	36,869	36,343	46,485	46,485	46,485	46,485	46,485	46,485	46,485	46,485	81,781	<b>581,062</b>
Services and Operations	204,707	140,878	370,292	242,341	340,382	340,382	340,382	340,382	340,382	340,382	340,382	340,382	257,431	<b>3,938,702</b>
Depreciation / Cap Outlay	15,948	15,948	15,948	15,948	11,865	11,865	11,865	11,865	11,865	11,865	11,865	11,865	5,933	<b>164,646</b>
Other Outflows	-	-	-	7,755	-	-	-	-	-	-	-	-	-	<b>7,755</b>
<b>Total Expenses</b>	<b>408,395</b>	<b>482,331</b>	<b>867,425</b>	<b>752,379</b>	<b>949,338</b>	<b>949,338</b>	<b>949,338</b>	<b>949,338</b>	<b>949,338</b>	<b>949,338</b>	<b>949,338</b>	<b>949,338</b>	<b>749,311</b>	<b>10,854,542</b>
<b>Other Transactions Affecting Cash</b>														
Revenues - Prior Year Accruals	735,217	1,225,362	367,609	122,536	104,248	145,947	-	-	-	-	-	-	-	<b>2,700,919</b>
Accounts Receivable - Current Year	-	-	-	-	-	-	-	-	-	-	-	-	-	<b>-</b>
Other Assets/Accrual Adj	166,109	-	-	-	-	-	-	-	-	-	-	-	-	<b>166,109</b>
Fixed Assets - Depreciation Addback	15,948	15,948	15,948	15,948	11,865	11,865	11,865	11,865	11,865	11,865	11,865	11,865	-	<b>158,713</b>
Fixed Assets - Acquisitions	-	-	-	-	-	-	-	-	-	-	-	-	-	<b>-</b>
Due To (From)	-	-	-	-	-	-	-	-	-	-	-	-	-	<b>-</b>
Expenses - Prior Year Accruals	(599,608)	(199,869)	(149,902)	(49,967)	(150,569)	(50,190)	-	-	-	-	-	-	-	<b>(1,200,107)</b>
Accounts Payable - Current Year	-	-	-	-	-	-	-	-	-	-	-	-	-	<b>-</b>
Summer Holdback for Teachers	-	-	-	-	-	-	-	-	-	-	-	-	-	<b>-</b>
Loans Payable (Current)	-	-	-	-	-	-	-	-	-	-	-	-	-	<b>-</b>
Loans Payable (Long Term)	(55,577)	-	-	(55,577)	-	-	-	(55,577)	-	-	(55,577)	-	-	<b>(222,308)</b>
<b>Total Other Transactions</b>	<b>262,089</b>	<b>1,041,441</b>	<b>233,655</b>	<b>32,940</b>	<b>(34,457)</b>	<b>107,622</b>	<b>11,865</b>	<b>(43,712)</b>	<b>11,865</b>	<b>11,865</b>	<b>(43,712)</b>	<b>11,865</b>	<b>-</b>	<b>1,603,327</b>
<b>Total Change in Cash</b>	<b>(3,211)</b>	<b>1,201,107</b>	<b>162,531</b>	<b>280,332</b>	<b>(427,912)</b>	<b>1,081,297</b>	<b>(255,810)</b>	<b>(311,387)</b>	<b>683,444</b>	<b>(54,786)</b>	<b>(110,363)</b>	<b>434,359</b>	<b>-</b>	<b>3,052,023</b>
<b>ENDING CASH (9120 Main Only)</b>	<b>2,697,018</b>	<b>3,898,125</b>	<b>4,060,656</b>	<b>4,340,988</b>	<b>3,913,076</b>	<b>4,994,373</b>	<b>4,738,563</b>	<b>4,427,176</b>	<b>5,110,619</b>	<b>5,055,834</b>	<b>4,945,471</b>	<b>5,379,830</b>	<b>5,379,830</b>	<<< = 181 days cash



2021-22 First Interim Budget (BOARD FINAL 11-29-2021)		Year To Date						Annual Budget			
<b>MSA 2</b>		Jul Actuals	Aug Actuals	Sep Actuals	Oct Actuals	Actual YTD	Approved Budget YTD	Variance	Board- Approved July Budget	Proposed 2021- 22 First Interim Budget	Current Budget vs. July Budget
Projected Average Daily Attendance:									469	470	1
<b>SUMMARY</b>											
<b>Revenue</b>											
LCFF Entitlement		73,801	290,945	241,766	531,807	1,138,319	1,452,807	(314,487)	5,573,189	5,811,313	238,124
Federal Revenue		-	99,718	56,477	49,478	205,673	138,337	67,336	353,555	458,609	105,054
Other State Revenues		14,455	14,455	193,927	26,020	248,857	240,608	8,249	733,771	814,133	80,362
Other Local Revenues		1,084	-	-	-	1,084	5,320	(4,236)	30,000	14,825	(15,175)
<b>Total Revenue</b>		<b>89,340</b>	<b>405,118</b>	<b>492,170</b>	<b>607,305</b>	<b>1,593,934</b>	<b>1,837,072</b>	<b>(243,139)</b>	<b>6,690,516</b>	<b>7,098,881</b>	<b>408,365</b>
<b>Expenditures</b>											
Certificated Salaries		62,079	107,523	175,491	183,478	528,571	598,384	(69,813)	2,582,424	2,410,508	(171,915)
Classified Salaries		25,556	51,145	72,746	73,222	222,669	134,634	88,035	628,150	605,853	(22,297)
Benefits		28,687	67,960	88,316	61,314	246,278	204,627	41,651	981,209	920,820	(60,389)
Books and Supplies		36,007	27,799	23,262	66,341	153,409	109,906	43,503	335,732	343,456	7,724
Services and Operating Exp.		47,517	38,301	125,790	46,856	258,464	419,435	(160,971)	1,761,248	1,887,459	126,210
Depreciation & Cap Outlay		10,111	10,111	10,097	10,637	40,957	38,106	2,851	114,318	114,318	-
Other Outflows		-	-	-	-	-	-	-	-	-	-
<b>Total Expenditures</b>		<b>209,957</b>	<b>302,839</b>	<b>495,702</b>	<b>441,849</b>	<b>1,450,347</b>	<b>1,505,092</b>	<b>(54,744)</b>	<b>6,403,081</b>	<b>6,282,415</b>	<b>(120,666)</b>
<b>Net Revenues</b>						<b>143,586</b>	<b>331,981</b>	<b>(188,394)</b>	<b>287,435</b>	<b>816,466</b>	<b>529,031</b>
<b>Fund Balance</b>											
Beginning Balance (Budgeted)									3,041,572		
Net Revenues									816,466		
<b>Ending Fund Balance</b>									<b>3,858,038</b>		
<b>Components of Fund Bal.</b>											
Available For Econ. Uncert.									3,801,874		
Restricted Balances (Est.)									23,651		
Net Fixed Assets									32,514		
<b>Ending Fund Balance</b>									<b>3,858,038</b>		

2021-22 First Interim Budget (BOARD FINAL 11-29-2021)					Year To Date			Annual Budget		
MSA 2	Jul	Aug	Sep	Oct	Actual YTD	Approved	Variance	Board-	Proposed 2021-	Current Budget vs. July Budget
	Actuals	Actuals	Actuals	Actuals		Budget YTD		Approved July Budget	22 First Interim Budget	

REVENUE DETAIL											
	Jul	Aug	Sep	Oct	Actual YTD	Budget YTD	Variance	Board- Approved July Budget	Proposed 2021-22 First Interim Budget	Current Budget vs. First Interim	
	Actuals	Actuals	Actuals	Actuals							
<b>LCFF Entitlement</b>											
8011	State Aid	-	143,364	143,364	258,056	544,784	795,282	(250,498)	3,389,752	3,181,127	(208,625)
8012	EPA Entitlement	-	-	-	273,751	273,751	312,908	(39,157)	990,136	1,251,633	261,497
8019	Prior Year Adjustments	-	(22)	-	-	(22)	(22)	-	-	-	-
8096	InLieuPropTaxes	73,801	147,603	98,402	-	319,806	344,638	(24,832)	1,193,301	1,378,553	185,252
<b>SUBTOTAL - LCFF Entitlement</b>											
		<b>73,801</b>	<b>290,945</b>	<b>241,766</b>	<b>531,807</b>	<b>1,138,319</b>	<b>1,452,807</b>	<b>(314,487)</b>	<b>5,573,189</b>	<b>5,811,313</b>	<b>238,124</b>
<b>Federal Revenue</b>											
8181	SpEd - Revenue	-	-	-	-	-	18,852	(18,852)	56,919	58,914	1,995
8220	SchLunchFederal	-	-	-	-	-	-	-	-	-	-
8290	All Other Federal Revenue	-	99,718	56,477	49,478	205,673	119,485	86,188	296,636	399,696	103,059
8295	Prior Year Adjustments (Fed Rev)	-	-	-	-	-	-	-	-	-	-
<b>SUBTOTAL - Federal Revenue</b>											
		<b>-</b>	<b>99,718</b>	<b>56,477</b>	<b>49,478</b>	<b>205,673</b>	<b>138,337</b>	<b>67,336</b>	<b>353,555</b>	<b>458,609</b>	<b>105,054</b>
<b>Other State Revenue</b>											
8311	SpEd Revenue	14,455	14,455	26,020	26,020	80,950	84,162	(3,212)	284,593	294,568	9,975
8520	SchoolNtrState	-	-	-	-	-	-	-	-	-	-
8550	MandCstReimburs	-	-	-	-	-	-	-	13,727	28,552	14,825
8560	StateLotteryRev	-	-	-	-	-	-	-	92,654	99,898	7,244
8590	AllOthStateRev	-	-	167,907	-	167,907	156,446	11,461	342,797	391,115	48,318
8595	Prior Year Adjustments (Other St	-	-	-	-	-	-	-	-	-	-
<b>SUBTOTAL - Other State Revenue</b>											
		<b>14,455</b>	<b>14,455</b>	<b>193,927</b>	<b>26,020</b>	<b>248,857</b>	<b>240,608</b>	<b>8,249</b>	<b>733,771</b>	<b>814,133</b>	<b>80,362</b>
<b>Local Revenue</b>											
8600	Other Local Rev	-	-	-	-	-	-	-	-	-	-
8660	Interest	-	-	-	-	-	-	-	-	-	-
8698	OthRev-Suspense	-	-	-	-	-	-	-	-	-	-
8690	Prior Year Adj (Local1)	-	-	-	-	-	-	-	-	-	-

2021-22 First Interim Budget (BOARD FINAL 11-29-2021)		Year To Date							Annual Budget		
		Jul Actuals	Aug Actuals	Sep Actuals	Oct Actuals	Actual YTD	Approved Budget YTD	Variance	Board- Approved July Budget	Proposed 2021- 22 First Interim Budget	Current Budget vs. July Budget
<b>MSA 2</b>											
8695	Prior Year Adj (Local2)	-	-	-	-	-	-	-	-	-	-
8699	Other Revenue	1,084	-	-	-	1,084	1,084	-	-	-	-
8999	Misc Revenue (Suspense)	-	-	-	-	-	-	-	-	-	-
	<b>SUBTOTAL - Local Revenue</b>	<b>1,084</b>	<b>-</b>	<b>-</b>	<b>-</b>	<b>1,084</b>	<b>1,084</b>	<b>-</b>	<b>-</b>	<b>-</b>	<b>-</b>

2021-22 First Interim Budget (BOARD FINAL 11-29-2021)		Year To Date							Annual Budget		
		Jul Actuals	Aug Actuals	Sep Actuals	Oct Actuals	Actual YTD	Approved Budget YTD	Variance	Board- Approved July Budget	Proposed 2021- 22 First Interim Budget	Current Budget vs. July Budget
<b>MSA 2</b>											
<b>Fundraising &amp; Grants</b>											
8802	Donations - Private	-	-	-	-	-	-	-	-	-	-
8803	Fundraising	-	-	-	-	-	4,236	(4,236)	30,000	14,825	(15,175)
<b>SUBTOTAL - Fundraising &amp; Gr.</b>		-	-	-	-	-	<b>4,236</b>	<b>(4,236)</b>	<b>30,000</b>	<b>14,825</b>	<b>(15,175)</b>
<b>TOTAL REVENUE</b>		<b>89,340</b>	<b>405,118</b>	<b>492,170</b>	<b>607,305</b>	<b>1,593,934</b>	<b>1,837,072</b>	<b>(243,139)</b>	<b>6,690,516</b>	<b>7,098,881</b>	<b>408,365</b>
<b>EXPENSES</b>											
<b>Certificated Salaries</b>											
1100	TeacherSalaries	38,167	77,741	142,151	148,338	406,397	488,830	(82,433)	1,972,750	1,811,546	(161,204)
1200	Cert Aid	-	3,558	7,116	7,116	17,790	24,209	(6,419)	166,978	169,466	2,488
1300	Cert Adminis	23,912	26,224	26,224	28,024	104,384	85,344	19,040	442,696	429,496	(13,200)
<b>SUBTOTAL - Certificated Salaries</b>		<b>62,079</b>	<b>107,523</b>	<b>175,491</b>	<b>183,478</b>	<b>528,571</b>	<b>598,384</b>	<b>(69,813)</b>	<b>2,582,424</b>	<b>2,410,508</b>	<b>(171,915)</b>
<b>Classified Salaries</b>											
2100	Instructional Aides	2,100	8,714	21,233	22,500	54,548	38,458	16,091	181,797	173,059	(8,738)
2200	Classified Support	9,243	20,345	28,227	27,904	85,719	16,099	69,619	72,446	72,446	-
2300	Classified Admin	-	-	-	-	-	-	-	-	-	-
2400	Clerical & Tech	14,213	22,087	23,285	22,818	82,403	80,077	2,325	373,907	360,348	(13,559)
2900	OtherClassStaff	-	-	-	-	-	-	-	-	-	-
<b>SUBTOTAL - Classified Salaries</b>		<b>25,556</b>	<b>51,145</b>	<b>72,746</b>	<b>73,222</b>	<b>222,669</b>	<b>134,634</b>	<b>88,035</b>	<b>628,150</b>	<b>605,853</b>	<b>(22,297)</b>
<b>Employee Benefits</b>											
3101	STRS-Certified	10,123	16,479	27,653	28,719	82,974	85,201	(2,227)	364,814	383,407	18,593
3102	STRS-Classified	-	50	1,897	1,298	3,245	-	3,245	-	-	-
3201	PERS-Cert	-	1,536	3,113	3,073	7,722	-	7,722	-	-	-
3202	PERS-Classified	4,687	10,807	12,743	12,755	40,992	17,743	23,248	100,571	79,845	(20,726)
3301	OASDI/Med-Cert	900	1,977	3,381	3,488	9,747	10,275	(528)	56,468	46,239	(10,230)
3302	OASDI/Med-Class	1,955	3,676	5,087	5,124	15,842	2,951	12,891	-	13,280	13,280
3401	HlthWelfareCert	2,882	30,855	31,862	1,095	66,695	64,278	2,417	387,832	289,249	(98,583)
3402	HlthWelfareCert	-	-	-	-	-	17,238	(17,238)	26,686	77,572	50,886
3501	UI-Certificated	404	-	-	3,184	3,588	960	2,628	11,524	4,322	(7,202)
3502	UI-Classified	-	-	-	-	-	202	(202)	1,315	907	(407)

2021-22 First Interim Budget (BOARD FINAL 11-29-2021)		Year To Date							Annual Budget		
		Jul Actuals	Aug Actuals	Sep Actuals	Oct Actuals	Actual YTD	Approved Budget YTD	Variance	Board- Approved July Budget	Proposed 2021- 22 First Interim Budget	Current Budget vs. July Budget
<b>MSA 2</b>											
3601	WorkersCmp-Cert	7,736	2,579	2,579	2,579	15,473	5,778	9,695	32,000	26,000	(6,000)
3602	WorkersCmp-Class	-	-	-	-	-	-	-	-	-	-
3701	Other Retirement-Cert	-	-	-	-	-	-	-	-	-	-
3901	OthBenes-Cert	-	-	-	-	-	-	-	-	-	-
3902	OthBenes-Class	-	-	-	-	-	-	-	-	-	-
3990	PY Bene Adj	-	-	-	-	-	-	-	-	-	-
<b>SUBTOTAL - Employee Benefit</b>		<b>28,687</b>	<b>67,960</b>	<b>88,316</b>	<b>61,314</b>	<b>246,278</b>	<b>204,627</b>	<b>41,651</b>	<b>981,209</b>	<b>920,820</b>	<b>(60,389)</b>

2021-22 First Interim Budget (BOARD FINAL 11-29-2021)						Year To Date			Annual Budget						
<b>MSA 2</b>						Jul Actuals	Aug Actuals	Sep Actuals	Oct Actuals	Actual YTD	Approved Budget YTD	Variance	Board-Approved July Budget	Proposed 2021-22 First Interim Budget	Current Budget vs. July Budget
<b>Books &amp; Supplies</b>															
4100	Text&CoreCurric	-	-	-	55,541	55,541	25,471	30,069	99,814	79,598	(20,216)				
4200	BooksOthRefMats	-	-	-	-	-	320	(320)	1,000	1,000	-				
4300	Materials and Supplies								-	-	-				
4310	Ins Mats & Sups	-	2,792	6,381	4,798	13,970	11,436	2,534	35,000	35,738	738				
4315	OthrSupplies	-	-	-	-	-	-	-	-	-	-				
4320	Office Supplies	81	4,581	2,736	4,995	12,392	10,720	1,672	13,500	33,500	20,000				
4325	ProfDevMat&Sups	-	-	-	-	-	-	-	-	-	-				
4326	Arts&MusicSupps	12,045	755	680	-	13,479	4,800	8,679	-	15,000	15,000				
4335	PE Supplies	-	-	-	-	-	-	-	-	-	-				
4340	Educat Software	21,314	9,235	-	-	30,549	20,368	10,181	68,123	63,649	(4,474)				
4345	NonInstStdntSup	1,319	9,662	3,717	1,431	16,129	13,760	2,369	43,000	43,000	-				
4346	TeacherSupplies	-	-	-	-	-	-	-	-	-	-				
4350	Cust. Supplies	-	270	1,721	188	2,180	2,720	(540)	8,500	8,500	-				
4351	Yearbook	-	-	-	-	-	-	-	-	-	-				
4390	Uniforms	-	-	2,167	-	2,167	3,795	(1,628)	16,310	11,858	(4,452)				
4400	NonCapEquip-Gen	-	184	-	-	184	800	(616)	2,500	2,500	-				
4410	ClssrmFrnEqp<5k	-	-	1,972	-	1,972	2,240	(268)	7,000	7,000	-				
4430	OffceFurnEqp<5k	-	320	2,206	-	2,527	1,600	927	5,000	5,000	-				
4440	Computers <\$5k	-	-	-	-	-	-	-	-	-	-				
4460	Fixed Asset Susp (Facility)	-	-	-	-	-	-	-	-	-	-				
4461	Fixed Asset Susp (Imp)	-	-	-	-	-	-	-	-	-	-				
4464	Equipment (Pre-Cap)	-	-	-	-	-	8,955	(8,955)	27,985	27,985	-				
4710	Food	-	-	1,233	-	1,233	1,600	(367)	5,000	5,000	-				
4720	Food:Other Food	120	-	449	517	1,086	960	126	3,000	3,000	-				
4990	Prior Year Adj (Mat'ls)	-	-	-	-	-	-	-	-	-	-				
4999	Misc Expenditure (Suspense)	1,128	-	-	(1,128)	-	361	(361)	-	1,128	1,128				
<b>SUBTOTAL - Books and Suppl</b>						<b>36,007</b>	<b>27,799</b>	<b>23,262</b>	<b>66,341</b>	<b>153,409</b>	<b>109,906</b>	<b>43,503</b>	<b>335,732</b>	<b>343,456</b>	<b>7,724</b>

2021-22 First Interim Budget (BOARD FINAL 11-29-2021)					Year To Date			Annual Budget			
MSA 2	Jul	Aug	Oct	Actual YTD	Approved Budget YTD	Variance	Board-	Proposed 2021-	Current Budget vs. July Budget		
	Actuals	Actuals	Sep Actuals				Actuals	Approved July Budget		22 First Interim Budget	
<b>Services &amp; Other Operating Expenses</b>											
5101	CMO Fees	-	-	-	-	208,609	(208,609)	878,007	938,739	60,732	
5200	Travel & Conference	-	-	-	-	-	-	-	-	-	
5205	Conference Fees	-	-	-	-	222	(222)	1,000	1,000	-	
5210	MilesParkTolls	-	69	-	69	222	(153)	1,000	1,000	-	
5215	TravConferences	-	-	-	-	-	-	-	-	-	
5220	TraLodging	-	-	-	-	222	(222)	1,000	1,000	-	
5300	DuesMemberships	1,521	-	1,100	2,621	2,000	621	9,000	9,000	-	
5450	Other Insurance	13,944	4,648	4,648	4,648	27,888	11,111	16,777	42,000	50,000	8,000
5500	OpsHousekeeping	3,470	2,172	4,312	-	9,953	6,000	3,953	27,000	27,000	-
5510	Gas & Electric	-	-	-	-	-	-	-	-	-	
5610	Rent & Leases	14,167	14,167	14,167	14,167	56,667	45,778	10,889	170,000	206,000	36,000
5620	EquipmentLeases	2,312	1,156	1,427	1,435	6,329	5,556	774	30,000	25,000	(5,000)
5630	Reps&MaintBldng	4,150	-	-	-	4,150	8,889	(4,738)	40,000	40,000	-
5800	ProfessServices	2,580	2,425	63,625	665	69,295	31,206	38,089	104,520	140,427	35,907
5810	Legal	-	693	-	-	693	10,000	(9,307)	25,000	45,000	20,000
5813	SchPrgAftSchool	-	-	-	-	-	-	-	-	-	-
5814	SchPrgAcadComps	-	-	-	1,086	1,086	-	1,086	-	-	-
5819	SchIProgs-Other	-	784	3,704	3,497	7,985	6,222	1,763	28,000	28,000	-
5820	Audit & CPA	-	1,727	1,709	3,927	7,364	2,000	5,364	9,000	9,000	-
5825	DMSBusinessSvcs	-	-	-	-	-	-	-	-	-	-
5835	Field Trips	-	-	2,486	-	2,486	5,556	(3,070)	25,000	25,000	-
5836	FieldTrip Trans	-	-	-	-	-	-	-	-	-	-
5840	MarkngStdtdRecrt	-	-	(1,380)	-	(1,380)	3,333	(4,713)	15,000	15,000	-
5850	Oversight Fees	-	-	-	-	-	12,914	(12,914)	50,000	58,113	8,113
5857	Payroll Fees	1,921	1,271	1,442	1,455	6,088	4,444	1,644	20,000	20,000	-
5860	Service Fees	-	126	1,238	29	1,393	889	504	4,000	4,000	-
5861	Prior Year Services	-	-	-	-	-	-	-	-	-	-
5863	Prof Developmnt	-	30	4,500	-	4,530	5,556	(1,026)	25,000	25,000	-
5864	Prof Dev-Other	-	645	-	-	645	6,600	(5,955)	29,702	29,702	-
5865	Professional Development LLM	-	-	-	-	-	-	-	-	-	-
5869	SpEd Ctrct Inst	-	-	-	-	-	13,092	(13,092)	56,919	58,914	1,995
5870	Livescan	-	-	140	-	140	167	(27)	750	750	-
5872	SPED Fees (incl Encroachment)	-	-	-	-	-	-	-	-	-	-

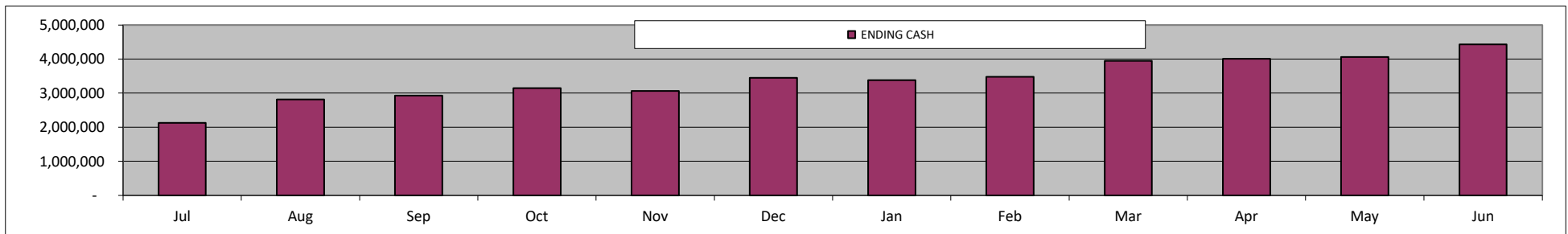


2021-22 First Interim Budget (BOARD FINAL 11-29-2021)		Year To Date						Annual Budget			
		Jul Actuals	Aug Actuals	Sep Actuals	Oct Actuals	Actual YTD	Approved Budget YTD	Variance	Board- Approved July Budget	Proposed 2021- 22 First Interim Budget	Current Budget vs. July Budget
<b>MSA 2</b>											
5875	Staff Recruiting	-	-	-	-	-	-	-	-	-	-
5884	Substitutes	-	-	17,458	8,020	25,478	20,000	5,478	120,000	90,000	(30,000)
5890	OthSvcsNon-Inst	-	-	-	-	-	-	-	-	-	-
5900	Communications	10	10	10	10	40	-	40	19,000	-	(19,000)
5910	Communications 2	-	-	-	-	-	-	-	-	-	-
5920	TelecomInternet	-	3,822	4,033	5,614	13,469	3,556	9,913	-	16,000	16,000
5930	PostageDelivery	666	-	-	605	1,270	1,111	159	5,000	5,000	-
5940	Technology	2,777	4,558	1,172	1,699	10,206	4,181	6,025	25,350	18,813	(6,537)
5990	Prior Year Adj (Services)	-	-	-	-	-	-	-	-	-	-
	<b>SUBTOTAL - Services &amp; Other</b>	<b>47,517</b>	<b>38,301</b>	<b>125,790</b>	<b>46,856</b>	<b>258,464</b>	<b>419,435</b>	<b>(160,971)</b>	<b>1,761,248</b>	<b>1,887,459</b>	<b>126,210</b>

2021-22 First Interim Budget (BOARD FINAL 11-29-2021)		Year To Date							Annual Budget		
		Jul Actuals	Aug Actuals	Sep Actuals	Oct Actuals	Actual YTD	Approved Budget YTD	Variance	Board- Approved July Budget	Proposed 2021- 22 First Interim Budget	Current Budget vs. July Budget
<b>MSA 2</b>											
<b>Capital Outlay &amp; Depreciation</b>											
6400	EquipFixed	-	-	-	-	-	-	-	-	-	-
6900	Depreciation	10,111	10,111	10,097	10,637	40,957	38,106	2,851	114,318	114,318	-
<b>SUBTOTAL - Capital Outlay &amp; I</b>		<b>10,111</b>	<b>10,111</b>	<b>10,097</b>	<b>10,637</b>	<b>40,957</b>	<b>38,106</b>	<b>2,851</b>	<b>114,318</b>	<b>114,318</b>	<b>-</b>
<b>Other Outflows</b>											
7299	Other Outgo (not incl. SPED Enc	-	-	-	-	-	-	-	-	-	-
7310	Indirect Costs	-	-	-	-	-	-	-	-	-	-
7438	InterestExpense	-	-	-	-	-	-	-	-	-	-
<b>SUBTOTAL - Other Outflows</b>		<b>-</b>	<b>-</b>	<b>-</b>	<b>-</b>	<b>-</b>	<b>-</b>	<b>-</b>	<b>-</b>	<b>-</b>	<b>-</b>
<b>TOTAL EXPENSES</b>		<b>209,957</b>	<b>302,839</b>	<b>495,702</b>	<b>441,849</b>	<b>1,450,347</b>	<b>1,505,092</b>	<b>(54,744)</b>	<b>6,403,081</b>	<b>6,282,415</b>	<b>(120,666)</b>

**Monthly Update - Monthly Cash Flow (Projections) 2021-22**

<b>MSA-2</b>	Jul	Aug	Sep	Oct	Nov	Dec	Jan	Feb	Mar	Apr	May	Jun	Accruals	<b>TOTAL</b>
	<b>ACTUALS</b>	<b>ACTUALS</b>	<b>ACTUALS</b>	<b>ACTUALS</b>	<b>BUDGET</b>	<b>BUDGET</b>	<b>BUDGET</b>	<b>BUDGET</b>	<b>BUDGET</b>	<b>BUDGET</b>	<b>BUDGET</b>	<b>BUDGET</b>	<b>BUDGET</b>	
<b>BEGINNING CASH</b>	<b>2,270,880</b>	<b>2,122,372</b>	<b>2,813,028</b>	<b>2,930,067</b>	<b>3,142,985</b>	<b>3,059,573</b>	<b>3,445,370</b>	<b>3,383,284</b>	<b>3,476,302</b>	<b>3,949,024</b>	<b>4,003,546</b>	<b>4,059,411</b>	<b>4,429,525</b>	
<b>Revenue</b>														
LCFF: State Aid	-	143,364	143,364	258,056	198,820	198,820	198,820	198,820	318,113	318,113	318,113	318,113	568,610	<b>3,181,127</b>
LCFF: EPA	-	-	-	273,751	-	312,908	-	-	312,908	-	-	312,908	39,157	<b>1,251,633</b>
LCFF: ILPT	73,801	147,603	98,402	-	114,879	114,879	114,879	114,879	114,879	114,879	114,879	114,879	139,712	<b>1,378,553</b>
Federal Revenue	-	99,718	56,477	49,478	4,713	104,637	4,713	4,713	104,637	4,713	4,713	4,713	15,383	<b>458,609</b>
Other State Revenues	14,455	14,455	193,927	26,020	32,140	32,140	32,140	188,586	32,140	32,140	32,140	32,140	151,707	<b>814,133</b>
Other Local Revenues	-	-	-	-	1,059	1,059	1,059	1,059	1,059	1,059	1,059	1,059	6,354	<b>14,825</b>
<b>Total Revenue</b>	<b>88,256</b>	<b>405,140</b>	<b>492,170</b>	<b>607,305</b>	<b>351,612</b>	<b>764,444</b>	<b>351,612</b>	<b>508,058</b>	<b>883,737</b>	<b>470,905</b>	<b>470,905</b>	<b>783,813</b>	<b>920,924</b>	<b>7,098,881</b>
<b>Expenses</b>														
Certificated Salaries	62,079	107,523	175,491	183,478	129,472	129,472	129,472	129,472	129,472	129,472	129,472	129,472	846,163	<b>2,410,508</b>
Classified Salaries	25,556	51,145	72,746	73,222	33,659	33,659	33,659	33,659	33,659	33,659	33,659	33,659	113,916	<b>605,853</b>
Benefits	28,687	67,960	88,316	61,314	51,157	51,157	51,157	51,157	51,157	51,157	51,157	51,157	265,289	<b>920,820</b>
Books and Supplies	36,007	27,799	23,262	66,341	26,836	26,836	21,469	22,811	18,786	24,153	22,811	21,469	4,876	<b>343,456</b>
Services and Operations	47,517	38,301	125,790	46,856	177,942	177,942	177,942	177,942	177,942	177,942	177,942	177,942	205,457	<b>1,887,459</b>
Depreciation / Cap Outlay	10,111	10,111	10,097	10,637	9,527	9,527	9,527	9,527	9,527	9,527	9,527	9,527	(2,851)	<b>114,318</b>
Other Outflows	-	-	-	-	-	-	-	-	-	-	-	-	-	-
<b>Total Expenses</b>	<b>209,957</b>	<b>302,839</b>	<b>495,702</b>	<b>441,849</b>	<b>428,592</b>	<b>428,592</b>	<b>423,225</b>	<b>424,567</b>	<b>420,541</b>	<b>425,909</b>	<b>424,567</b>	<b>423,225</b>	<b>1,432,849</b>	<b>6,282,415</b>
<b>Other Transactions Affecting Cash</b>														
Revenues - Prior Year Accruals	430,946	718,243	215,473	71,824	42,879	60,030								<b>1,539,395</b>
Accounts Receivable - Current Year														-
Other Assets/Accrual Adj	(47,866)													<b>(47,866)</b>
Fixed Assets - Depreciation Addback	10,111	10,111	10,097	10,637	9,527	9,527	9,527	9,527	9,527	9,527	9,527	9,527		<b>117,169</b>
Fixed Assets - Acquisitions														-
Due To (From)														-
Expenses - Prior Year Accruals	(419,997)	(139,999)	(104,999)	(35,000)	(58,837)	(19,612)								<b>(778,444)</b>
Accounts Payable - Current Year														-
Summer Holdback for Teachers														-
Loans Payable (Current)														-
Loans Payable (Long Term)														-
<b>Total Other Transactions</b>	<b>(26,806)</b>	<b>588,355</b>	<b>120,571</b>	<b>47,462</b>	<b>(6,431)</b>	<b>49,945</b>	<b>9,527</b>	<b>9,527</b>	<b>9,527</b>	<b>9,527</b>	<b>9,527</b>	<b>9,527</b>		<b>830,254</b>
<b>Total Change in Cash</b>	<b>(148,507)</b>	<b>690,656</b>	<b>117,039</b>	<b>212,918</b>	<b>(83,411)</b>	<b>385,797</b>	<b>(62,086)</b>	<b>93,018</b>	<b>472,722</b>	<b>54,522</b>	<b>55,864</b>	<b>370,114</b>		<b>1,646,720</b>
<b>ENDING CASH</b>	<b>2,122,372</b>	<b>2,813,028</b>	<b>2,930,067</b>	<b>3,142,985</b>	<b>3,059,573</b>	<b>3,445,370</b>	<b>3,383,284</b>	<b>3,476,302</b>	<b>3,949,024</b>	<b>4,003,546</b>	<b>4,059,411</b>	<b>4,429,525</b>		<<< = 257 days cash



2021-22 First Interim Budget (BOARD FINAL 11-29-2021)		Year To Date							Annual Budget		
<b>MSA 3</b>		Jul Actuals	Aug Actuals	Sep Actuals	Oct Actuals	Actual YTD	Approved Budget YTD	Variance	Board- Approved July Budget	Proposed 2021- 22 First Interim Budget	Current Budget vs. July Budget
Projected Average Daily Attendance:									399	385	(14)
<b>SUMMARY</b>											
<b>Revenue</b>											
LCFF Entitlement		82,386	306,065	251,166	557,872	1,197,489	1,126,170	71,319	4,547,029	4,504,782	(42,247)
Federal Revenue		-	83,476	50,315	38,136	171,927	116,432	55,495	1,249,755	1,234,124	(15,630)
Other State Revenues		16,156	16,156	202,322	29,080	263,714	285,514	(21,800)	829,312	893,064	63,751
Other Local Revenues		1,003	-	-	-	1,003	4,989	(3,986)	20,000	13,952	(6,048)
<b>Total Revenue</b>		<b>99,545</b>	<b>405,697</b>	<b>503,803</b>	<b>625,088</b>	<b>1,634,133</b>	<b>1,533,105</b>	<b>101,027</b>	<b>6,646,096</b>	<b>6,645,923</b>	<b>(174)</b>
<b>Expenditures</b>											
Certificated Salaries		73,415	118,928	201,172	197,083	590,598	597,077	(6,480)	2,543,129	2,386,754	(156,375)
Classified Salaries		17,995	40,553	54,486	48,763	161,796	166,780	(4,984)	731,364	750,509	19,145
Benefits		29,426	70,663	90,068	57,466	247,623	240,980	6,642	1,189,856	1,084,411	(105,445)
Books and Supplies		14,770	11,713	20,301	44,654	91,437	81,407	10,031	286,858	254,396	(32,462)
Services and Operating Exp.		51,689	62,149	262,412	56,864	433,115	444,954	(11,839)	1,809,234	2,002,291	193,057
Depreciation & Cap Outlay		5,706	5,706	5,572	5,572	22,554	17,992	4,562	53,976	53,976	-
Other Outflows		-	-	-	-	-	-	-	-	-	-
<b>Total Expenditures</b>		<b>193,000</b>	<b>309,711</b>	<b>634,010</b>	<b>410,401</b>	<b>1,547,123</b>	<b>1,549,190</b>	<b>(2,067)</b>	<b>6,614,417</b>	<b>6,532,337</b>	<b>(82,080)</b>
<b>Net Revenues</b>						<b>87,010</b>	<b>(16,084)</b>	<b>103,094</b>	<b>31,679</b>	<b>113,586</b>	<b>81,906</b>
<b>Fund Balance</b>											
Beginning Balance (Budgeted)										2,178,326	
Net Revenues										113,586	
<b>Ending Fund Balance</b>										<b>2,291,911</b>	
<b>Components of Fund Bal.</b>											
Available For Econ. Uncert.										2,229,006	
Restricted Balances (Est.)										16,881	
Net Fixed Assets										46,024	
<b>Ending Fund Balance</b>										<b>2,291,911</b>	



2021-22 First Interim Budget (BOARD FINAL 11-29-2021)		Year To Date							Annual Budget		
		Jul Actuals	Aug Actuals	Sep Actuals	Oct Actuals	Actual YTD	Approved Budget YTD	Variance	Board- Approved July Budget	Proposed 2021- 22 First Interim Budget	Current Budget vs. July Budget
<b>MSA 3</b>											
8695	Prior Year Adj (Local2)	-	-	-	-	-	-	-	-	-	-
8699	Other Revenue	1,003	-	-	-	1,003	1,003	-	-	-	-
8999	Misc Revenue (Suspense)	-	-	-	-	-	-	-	-	-	-
	<b>SUBTOTAL - Local Revenue</b>	<b>1,003</b>	-	-	-	<b>1,003</b>	<b>1,003</b>	-	-	-	-

2021-22 First Interim Budget (BOARD FINAL 11-29-2021)		Year To Date							Annual Budget		
		Jul Actuals	Aug Actuals	Sep Actuals	Oct Actuals	Actual YTD	Approved Budget YTD	Variance	Board- Approved July Budget	Proposed 2021- 22 First Interim Budget	Current Budget vs. July Budget
<b>MSA 3</b>											
<b>Fundraising &amp; Grants</b>											
8802	Donations - Private	-	-	-	-	-	-	-	-	-	-
8803	Fundraising	-	-	-	-	-	3,986	(3,986)	20,000	13,952	(6,048)
<b>SUBTOTAL - Fundraising &amp; Gr.</b>		-	-	-	-	-	<b>3,986</b>	<b>(3,986)</b>	<b>20,000</b>	<b>13,952</b>	<b>(6,048)</b>
<b>TOTAL REVENUE</b>		<b>99,545</b>	<b>405,697</b>	<b>503,803</b>	<b>625,088</b>	<b>1,634,133</b>	<b>1,533,105</b>	<b>101,027</b>	<b>6,646,096</b>	<b>6,645,923</b>	<b>(174)</b>
<b>EXPENSES</b>											
<b>Certificated Salaries</b>											
1100	TeacherSalaries	37,500	73,431	154,340	150,731	416,002	467,768	(51,767)	1,970,962	1,733,494	(237,468)
1200	Cert Aid	3,894	6,055	7,390	6,910	24,249	26,384	(2,135)	79,695	157,432	77,737
1300	Cert Adminis	32,021	39,442	39,442	39,442	150,347	102,925	47,422	492,472	495,828	3,356
<b>SUBTOTAL - Certificated Salar</b>		<b>73,415</b>	<b>118,928</b>	<b>201,172</b>	<b>197,083</b>	<b>590,598</b>	<b>597,077</b>	<b>(6,480)</b>	<b>2,543,129</b>	<b>2,386,754</b>	<b>(156,375)</b>
<b>Classified Salaries</b>											
2100	Instructional Aides	7,307	19,344	27,787	21,561	76,000	82,427	(6,427)	375,096	370,921	(4,175)
2200	Classified Support	4,664	9,161	9,931	9,954	33,710	38,070	(4,361)	205,197	171,317	(33,880)
2300	Classified Admin	-	-	-	-	-	-	-	-	-	-
2400	Clerical & Tech	6,024	12,048	16,768	17,248	52,087	46,282	5,804	151,071	208,271	57,200
2900	OtherClassStaff	-	-	-	-	-	-	-	-	-	-
<b>SUBTOTAL - Classified Salarie</b>		<b>17,995</b>	<b>40,553</b>	<b>54,486</b>	<b>48,763</b>	<b>161,796</b>	<b>166,780</b>	<b>(4,984)</b>	<b>731,364</b>	<b>750,509</b>	<b>19,145</b>
<b>Employee Benefits</b>											
3101	STRS-Certified	11,485	18,476	32,813	32,158	94,931	85,421	9,510	379,268	384,395	5,127
3102	STRS-Classified	-	-	-	-	-	-	-	-	-	-
3201	PERS-Cert	787	2,171	1,685	1,575	6,218	-	6,218	-	-	-
3202	PERS-Classified	3,092	8,073	12,582	10,749	34,496	33,835	661	189,126	152,258	(36,868)
3301	OASDI/Med-Cert	1,408	2,318	3,342	3,255	10,323	12,367	(2,044)	52,229	55,651	3,422
3302	OASDI/Med-Class	1,371	3,100	4,139	3,701	12,311	6,252	6,060	-	28,132	28,132
3401	HlthWelfareCert	3,363	34,024	34,986	210	72,583	72,259	324	512,377	325,165	(187,212)
3402	HlthWelfareCert	-	-	-	-	-	23,764	(23,764)	6,231	106,936	100,705
3501	UI-Certificated	414	-	-	3,317	3,731	983	2,747	11,691	4,425	(7,265)
3502	UI-Classified	-	-	-	-	-	322	(322)	2,934	1,448	(1,487)

2021-22 First Interim Budget (BOARD FINAL 11-29-2021)						Year To Date			Annual Budget		
<b>MSA 3</b>		Jul Actuals	Aug Actuals	Sep Actuals	Oct Actuals	Actual YTD	Approved Budget YTD	Variance	Board- Approved July Budget	Proposed 2021- 22 First Interim Budget	Current Budget vs. July Budget
3601	WorkersCmp-Cert	7,506	2,502	2,502	2,502	15,012	5,778	9,234	36,000	26,000	(10,000)
3602	WorkersCmp-Class	-	-	-	-	-	-	-	-	-	-
3701	Other Retirement-Cert	-	-	-	-	-	-	-	-	-	-
3901	OthBenes-Cert	-	-	-	-	-	-	-	-	-	-
3902	OthBenes-Class	-	-	-	-	-	-	-	-	-	-
3990	PY Bene Adj	-	-	(1,982)	-	(1,982)	-	(1,982)	-	-	-
<b>SUBTOTAL - Employee Benefit</b>		<b>29,426</b>	<b>70,663</b>	<b>90,068</b>	<b>57,466</b>	<b>247,623</b>	<b>240,980</b>	<b>6,642</b>	<b>1,189,856</b>	<b>1,084,411</b>	<b>(105,445)</b>



2021-22 First Interim Budget (BOARD FINAL 11-29-2021)					Year To Date			Annual Budget			
MSA 3	Jul	Aug	Sep	Oct	Actual YTD	Approved	Variance	Board-	Proposed 2021-	Current Budget vs. July Budget	
	Actuals	Actuals	Actuals	Actuals		Budget YTD		Approved July Budget	22 First Interim Budget		
<b>Books &amp; Supplies</b>											
4100	Text&CoreCurric	-	-	17,891	52,633	70,524	27,200	43,324	85,000	85,000	-
4200	BooksOthRefMats	-	146	-	-	146	1,600	(1,454)	5,000	5,000	-
4300	Materials and Supplies	-	-	-	-	-	-	-	-	-	-
4310	Ins Mats & Sups	-	-	-	1,652	1,652	6,367	(4,715)	42,935	19,896	(23,039)
4315	OthrSupplies	-	-	-	-	-	2,240	(2,240)	15,000	7,000	(8,000)
4320	Office Supplies	9	9	9	39	65	3,840	(3,775)	15,000	12,000	(3,000)
4325	ProfDevMat&Sups	-	-	-	-	-	-	-	-	-	-
4326	Arts&MusicSupps	-	-	-	-	-	-	-	-	-	-
4335	PE Supplies	-	-	-	-	-	640	(640)	2,000	2,000	-
4340	Educat Software	13,060	9,255	131	-	22,446	11,305	11,141	58,883	35,329	(23,554)
4345	NonInstStdntSup	-	255	785	329	1,369	4,800	(3,431)	20,000	15,000	(5,000)
4346	TeacherSupplies	-	598	148	205	952	1,600	(649)	-	5,000	5,000
4350	Cust. Supplies	-	-	-	-	-	320	(320)	1,000	1,000	-
4351	Yearbook	-	-	-	-	-	-	-	-	-	-
4390	Uniforms	-	-	-	-	-	3,255	(3,255)	27,040	10,171	(16,869)
4400	NonCapEquip-Gen	-	-	-	1,499	1,499	640	859	2,000	2,000	-
4410	ClssrmFrnEqp<5k	-	-	-	-	-	-	-	-	-	-
4430	OffceFurnEqp<5k	-	-	-	-	-	160	(160)	500	500	-
4440	Computers <\$5k	-	-	-	-	-	160	(160)	500	500	-
4460	Fixed Asset Susp (Facility)	-	-	-	-	-	-	-	-	-	-
4461	Fixed Asset Susp (Imp)	-	-	-	-	-	-	-	-	-	-
4464	Equipment (Pre-Cap)	-	-	-	(11,054)	(11,054)	16,640	(27,694)	5,000	52,000	47,000
4710	Food	-	-	-	-	-	-	-	5,000	-	(5,000)
4720	Food:Other Food	155	323	429	477	1,384	640	744	2,000	2,000	-
4990	Prior Year Adj (Mat'ls)	-	-	-	-	-	-	-	-	-	-
4999	Misc Expenditure (Suspense)	1,546	1,128	909	(1,128)	2,455	-	2,455	-	-	-
<b>SUBTOTAL - Books and Suppl</b>		<b>14,770</b>	<b>11,713</b>	<b>20,301</b>	<b>44,654</b>	<b>91,437</b>	<b>81,407</b>	<b>10,031</b>	<b>286,858</b>	<b>254,396</b>	<b>(32,462)</b>

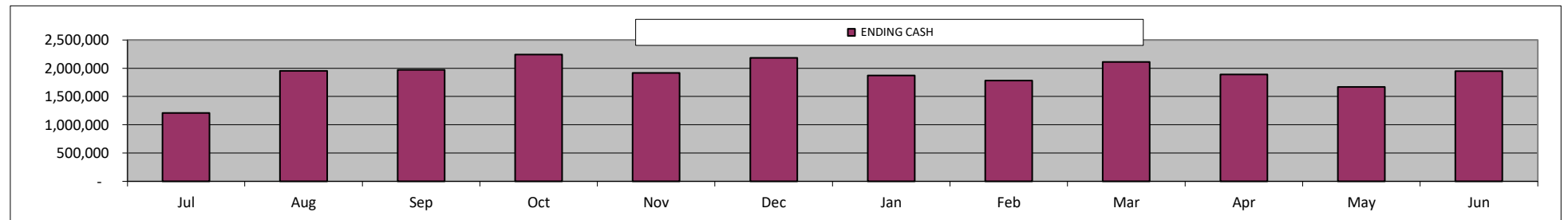


2021-22 First Interim Budget (BOARD FINAL 11-29-2021)		Year To Date						Annual Budget			
		Jul Actuals	Aug Actuals	Sep Actuals	Oct Actuals	Actual YTD	Approved Budget YTD	Variance	Board- Approved July Budget	Proposed 2021- 22 First Interim Budget	Current Budget vs. July Budget
<b>MSA 3</b>											
5875	Staff Recruiting	-	-	-	-	-	-	-	-	-	-
5884	Substitutes	-	6,250	16,294	1,075	23,619	22,222	1,396	80,000	100,000	20,000
5890	OthSvcsNon-Inst	-	-	-	-	-	-	-	-	-	-
5900	Communications	23	23	23	23	94	2,222	(2,128)	43,000	10,000	(33,000)
5910	Communications 2	-	-	-	-	-	-	-	-	-	-
5920	TelecomInternet	1,128	4,581	6,822	4,327	16,857	5,556	11,302	-	25,000	25,000
5930	PostageDelivery	-	-	-	-	-	889	(889)	6,000	4,000	(2,000)
5940	Technology	958	4,065	1,172	2,660	8,855	4,181	4,674	25,350	18,813	(6,537)
5990	Prior Year Adj (Services)	-	-	-	-	-	-	-	-	-	-
	<b>SUBTOTAL - Services &amp; Other</b>	<b>51,689</b>	<b>62,149</b>	<b>262,412</b>	<b>56,864</b>	<b>433,115</b>	<b>444,954</b>	<b>(11,839)</b>	<b>1,809,234</b>	<b>2,002,291</b>	<b>193,057</b>

2021-22 First Interim Budget (BOARD FINAL 11-29-2021)		Year To Date							Annual Budget		
		Jul Actuals	Aug Actuals	Sep Actuals	Oct Actuals	Actual YTD	Approved Budget YTD	Variance	Board- Approved July Budget	Proposed 2021- 22 First Interim Budget	Current Budget vs. July Budget
<b>MSA 3</b>											
<b>Capital Outlay &amp; Depreciation</b>											
6400	EquipFixed	-	-	-	-	-	-	-	-	-	-
6900	Depreciation	5,706	5,706	5,572	5,572	22,554	17,992	4,562	53,976	53,976	-
<b>SUBTOTAL - Capital Outlay &amp; I</b>		<b>5,706</b>	<b>5,706</b>	<b>5,572</b>	<b>5,572</b>	<b>22,554</b>	<b>17,992</b>	<b>4,562</b>	<b>53,976</b>	<b>53,976</b>	<b>-</b>
<b>Other Outflows</b>											
7299	Other Outgo (not incl. SPED Enc	-	-	-	-	-	-	-	-	-	-
7310	Indirect Costs	-	-	-	-	-	-	-	-	-	-
7438	InterestExpense	-	-	-	-	-	-	-	-	-	-
<b>SUBTOTAL - Other Outflows</b>		<b>-</b>	<b>-</b>	<b>-</b>	<b>-</b>	<b>-</b>	<b>-</b>	<b>-</b>	<b>-</b>	<b>-</b>	<b>-</b>
<b>TOTAL EXPENSES</b>		<b>193,000</b>	<b>309,711</b>	<b>634,010</b>	<b>410,401</b>	<b>1,547,123</b>	<b>1,549,190</b>	<b>(2,067)</b>	<b>6,614,417</b>	<b>6,532,337</b>	<b>(82,080)</b>

**Monthly Update - Monthly Cash Flow (Projections) 2021-22**

<b>MSA-3</b>	Jul	Aug	Sep	Oct	Nov	Dec	Jan	Feb	Mar	Apr	May	Jun	Accruals	<b>TOTAL</b>
	<b>ACTUALS</b>	<b>ACTUALS</b>	<b>ACTUALS</b>	<b>ACTUALS</b>	<b>BUDGET</b>	<b>BUDGET</b>	<b>BUDGET</b>	<b>BUDGET</b>	<b>BUDGET</b>	<b>BUDGET</b>	<b>BUDGET</b>	<b>BUDGET</b>	<b>BUDGET</b>	
<b>BEGINNING CASH</b>	<b>1,191,007</b>	<b>1,210,203</b>	<b>1,951,608</b>	<b>1,971,842</b>	<b>2,240,391</b>	<b>1,917,382</b>	<b>2,181,986</b>	<b>1,872,914</b>	<b>1,780,846</b>	<b>2,109,810</b>	<b>1,889,344</b>	<b>1,668,877</b>	<b>1,948,465</b>	
<b>Revenue</b>														
LCFF: State Aid	-	141,318	141,318	254,373	147,676	147,676	147,676	147,676	236,281	236,281	236,281	236,281	289,976	<b>2,362,814</b>
LCFF: EPA	-	-	-	303,499	-	252,889	-	-	252,889	-	-	203,512	(1,233)	<b>1,011,555</b>
LCFF: ILPT	82,386	164,772	109,848	-	94,201	94,201	94,201	94,201	94,201	94,201	94,201	94,201	19,798	<b>1,130,413</b>
Federal Revenue	-	83,476	50,315	38,136	3,837	300,378	3,837	3,837	300,378	3,837	3,837	300,378	141,879	<b>1,234,124</b>
Other State Revenues	16,156	16,156	202,322	29,080	26,237	26,237	26,237	243,241	26,237	26,237	26,237	26,237	202,448	<b>893,064</b>
Other Local Revenues	-	-	-	-	997	997	997	997	997	997	997	997	5,980	<b>13,952</b>
<b>Total Revenue</b>	<b>98,542</b>	<b>405,722</b>	<b>503,803</b>	<b>625,088</b>	<b>272,947</b>	<b>822,378</b>	<b>272,947</b>	<b>489,951</b>	<b>910,983</b>	<b>361,553</b>	<b>361,553</b>	<b>861,606</b>	<b>658,848</b>	<b>6,645,923</b>
<b>Expenses</b>														
Certificated Salaries	73,415	118,928	201,172	197,083	210,550	210,550	210,550	210,550	210,550	210,550	210,550	210,550	111,755	<b>2,386,754</b>
Classified Salaries	17,995	40,553	54,486	48,763	68,674	68,674	68,674	68,674	68,674	68,674	68,674	68,674	39,321	<b>750,509</b>
Benefits	29,426	70,663	90,068	57,466	99,227	99,227	99,227	99,227	99,227	99,227	99,227	99,227	42,971	<b>1,084,411</b>
Books and Supplies	14,770	11,713	20,301	44,654	20,352	20,352	20,352	20,352	20,352	20,352	20,352	20,352	145	<b>254,396</b>
Services and Operations	51,689	62,149	262,412	56,864	183,216	183,216	183,216	183,216	183,216	183,216	183,216	183,216	103,447	<b>2,002,291</b>
Depreciation / Cap Outlay	5,706	5,706	5,572	5,572	4,498	4,498	4,498	4,498	4,498	4,498	4,498	4,498	(4,562)	<b>53,976</b>
Other Outflows	-	-	-	-	-	-	-	-	-	-	-	-	-	<b>-</b>
<b>Total Expenses</b>	<b>193,000</b>	<b>309,711</b>	<b>634,010</b>	<b>410,401</b>	<b>586,517</b>	<b>586,517</b>	<b>586,517</b>	<b>586,517</b>	<b>586,517</b>	<b>586,517</b>	<b>586,517</b>	<b>586,517</b>	<b>293,076</b>	<b>6,532,337</b>
<b>Other Transactions Affecting Cash</b>														
Revenues - Prior Year Accruals	446,529	744,214	223,264	74,421	27,085	37,918								<b>1,553,432</b>
Accounts Receivable - Current Year														<b>-</b>
Other Assets/Accrual Adj	(25,002)													<b>(25,002)</b>
Fixed Assets - Depreciation Addback	5,706	5,706	5,572	5,572	4,498	4,498	4,498	4,498	4,498	4,498	4,498	4,498		<b>58,538</b>
Fixed Assets - Acquisitions														<b>-</b>
Due To (From)														<b>-</b>
Expenses - Prior Year Accruals	(313,577)	(104,526)	(78,394)	(26,131)	(41,021)	(13,674)								<b>(577,323)</b>
Accounts Payable - Current Year														<b>-</b>
Summer Holdback for Teachers														<b>-</b>
Loans Payable (Current)														<b>-</b>
Loans Payable (Long Term)														<b>-</b>
<b>Total Other Transactions</b>	<b>113,655</b>	<b>645,394</b>	<b>150,442</b>	<b>53,862</b>	<b>(9,439)</b>	<b>28,743</b>	<b>4,498</b>	<b>4,498</b>	<b>4,498</b>	<b>4,498</b>	<b>4,498</b>	<b>4,498</b>		<b>1,009,644</b>
<b>Total Change in Cash</b>	<b>19,197</b>	<b>741,405</b>	<b>20,234</b>	<b>268,548</b>	<b>(323,009)</b>	<b>264,604</b>	<b>(309,072)</b>	<b>(92,068)</b>	<b>328,964</b>	<b>(220,466)</b>	<b>(220,466)</b>	<b>279,587</b>		<b>1,123,230</b>
<b>ENDING CASH</b>	<b>1,210,203</b>	<b>1,951,608</b>	<b>1,971,842</b>	<b>2,240,391</b>	<b>1,917,382</b>	<b>2,181,986</b>	<b>1,872,914</b>	<b>1,780,846</b>	<b>2,109,810</b>	<b>1,889,344</b>	<b>1,668,877</b>	<b>1,948,465</b>	<<< = 109 days cash	



2021-22 First Interim Budget (BOARD FINAL 11-29-2021)		Year To Date						Annual Budget		
<b>MSA 4</b>	Jul Actuals	Aug Actuals	Sep Actuals	Oct Actuals	Actual YTD	Approved Budget YTD	Variance	Board- Approved July Budget	Proposed 2021- 22 First Interim Budget	Current Budget vs. July Budget
Projected Average Daily Attendance:								110	101	(10)
<b>SUMMARY</b>										
<b>Revenue</b>										
LCFF Entitlement	21,419	86,024	71,751	159,909	339,103	344,987	(5,883)	1,429,447	1,379,969	(49,478)
Federal Revenue	1,952	32,014	54,312	24,205	112,483	50,295	62,188	623,740	513,753	(109,987)
Other State Revenues	5,031	10,027	55,724	-	70,782	63,169	7,612	192,182	208,085	15,903
Other Local Revenues	333	-	-	-	333	1,763	(1,430)	7,500	5,006	(2,494)
<b>Total Revenue</b>	<b>28,735</b>	<b>128,065</b>	<b>181,787</b>	<b>184,114</b>	<b>522,701</b>	<b>460,214</b>	<b>62,487</b>	<b>2,252,869</b>	<b>2,106,813</b>	<b>(146,056)</b>
<b>Expenditures</b>										
Certificated Salaries	25,362	53,073	93,384	93,587	265,406	252,219	13,187	1,072,868	1,069,455	(3,413)
Classified Salaries	3,427	10,519	15,008	15,350	44,304	29,561	14,743	185,668	133,026	(52,642)
Benefits	10,727	24,104	35,774	24,780	95,385	88,568	6,817	474,166	398,555	(75,611)
Books and Supplies	4,809	4,619	5,329	5,328	20,086	23,832	(3,746)	116,760	74,475	(42,285)
Services and Operating Exp.	18,808	14,824	44,636	20,765	99,035	73,900	25,134	384,962	332,551	(52,411)
Depreciation & Cap Outlay	-	-	7,428	-	7,428	4,611	2,817	13,833	13,833	-
Other Outflows	-	-	-	-	-	-	-	-	-	-
<b>Total Expenditures</b>	<b>63,133</b>	<b>107,140</b>	<b>201,560</b>	<b>159,810</b>	<b>531,644</b>	<b>472,692</b>	<b>58,952</b>	<b>2,248,257</b>	<b>2,021,896</b>	<b>(226,361)</b>
<b>Net Revenues</b>					<b>(8,943)</b>	<b>(12,477)</b>	<b>3,534</b>	<b>4,612</b>	<b>84,917</b>	<b>80,305</b>
<b>Fund Balance</b>										
Beginning Balance (Budgeted)									1,221,948	
Net Revenues									84,917	
<b>Ending Fund Balance</b>									<b>1,306,865</b>	
<b>Components of Fund Bal.</b>										
Available For Econ. Uncert.									1,259,290	
Restricted Balances (Est.)									19,536	
Net Fixed Assets									28,039	
<b>Ending Fund Balance</b>									<b>1,306,865</b>	

MSA 4	Year To Date							Annual Budget		
	2021-22 First Interim Budget (BOARD FINAL 11-29-2021)	Jul Actuals	Aug Actuals	Sep Actuals	Oct Actuals	Actual YTD	Approved Budget YTD	Variance	Board-Approved July Budget	Proposed 2021-22 First Interim Budget

**REVENUE DETAIL**

	Jul	Aug	Sep	Oct	Actual YTD	Budget YTD	Variance	Board-Approved July Budget	Proposed 2021-22 First Interim Budget	Current Budget vs. First Interim
	Actuals	Actuals	Actuals	Actuals						
<b>LCFF Entitlement</b>										
8011 State Aid	-	43,192	43,192	77,745	164,129	199,472	(35,343)	842,312	797,888	(44,424)
8012 EPA Entitlement	-	-	-	82,164	82,164	71,768	10,396	240,806	287,071	46,265
8019 Prior Year Adjustments	-	(6)	-	-	(6)	(6)	-	-	-	-
8096 InLieuPropTaxes	21,419	42,838	28,559	-	92,816	73,753	19,064	346,329	295,010	(51,319)
<b>SUBTOTAL - LCFF Entitlement</b>	<b>21,419</b>	<b>86,024</b>	<b>71,751</b>	<b>159,909</b>	<b>339,103</b>	<b>344,987</b>	<b>(5,883)</b>	<b>1,429,447</b>	<b>1,379,969</b>	<b>(49,478)</b>
<b>Federal Revenue</b>										
8181 SpEd - Revenue	1,952	3,877	2,603	-	8,432	4,060	4,372	13,386	12,688	(698)
8220 SchLunchFederal	-	-	-	-	-	-	-	-	-	-
8290 All Other Federal Revenue	-	28,137	51,709	24,205	104,051	46,235	57,816	610,354	501,065	(109,289)
8295 Prior Year Adjustments (Fed Rev	-	-	-	-	-	-	-	-	-	-
<b>SUBTOTAL - Federal Revenue</b>	<b>1,952</b>	<b>32,014</b>	<b>54,312</b>	<b>24,205</b>	<b>112,483</b>	<b>50,295</b>	<b>62,188</b>	<b>623,740</b>	<b>513,753</b>	<b>(109,987)</b>
<b>Other State Revenue</b>										
8311 SpEd Revenue	5,031	10,062	6,708	-	21,801	18,125	3,676	66,930	63,438	(3,492)
8520 SchoolNtrState	-	-	-	-	-	-	-	-	-	-
8550 MandCstReimburs	-	-	-	-	-	-	-	5,251	10,257	5,006
8560 StateLotteryRev	-	-	-	-	-	-	-	21,970	21,691	(279)
8590 AllOthStateRev	-	-	49,016	-	49,016	45,080	3,936	98,031	112,699	14,668
8595 Prior Year Adjustments (Other St	-	(35)	-	-	(35)	(35)	-	-	-	-
<b>SUBTOTAL - Other State Reven</b>	<b>5,031</b>	<b>10,027</b>	<b>55,724</b>	<b>-</b>	<b>70,782</b>	<b>63,169</b>	<b>7,612</b>	<b>192,182</b>	<b>208,085</b>	<b>15,903</b>
<b>Local Revenue</b>										
8600 Other Local Rev	-	-	-	-	-	-	-	-	-	-
8660 Interest	-	-	-	-	-	-	-	-	-	-
8698 OthRev-Suspense	-	-	-	-	-	-	-	-	-	-

2021-22 First Interim Budget (BOARD FINAL 11-29-2021)		Year To Date							Annual Budget		
		Jul Actuals	Aug Actuals	Sep Actuals	Oct Actuals	Actual YTD	Approved Budget YTD	Variance	Board- Approved July Budget	Proposed 2021- 22 First Interim Budget	Current Budget vs. July Budget
<b>MSA 4</b>											
8690	Prior Year Adj (Local1)	-	-	-	-	-	-	-	-	-	-
8695	Prior Year Adj (Local2)	-	-	-	-	-	-	-	-	-	-
8699	Other Revenue	333	-	-	-	333	333	-	-	-	-
8999	Misc Revenue (Suspense)	-	-	-	-	-	-	-	-	-	-
	<b>SUBTOTAL - Local Revenue</b>	<b>333</b>	<b>-</b>	<b>-</b>	<b>-</b>	<b>333</b>	<b>333</b>	<b>-</b>	<b>-</b>	<b>-</b>	<b>-</b>



2021-22 First Interim Budget (BOARD FINAL 11-29-2021)		Year To Date						Annual Budget		
		Jul Actuals	Aug Actuals	Sep Actuals	Oct Actuals	Actual YTD	Approved Budget YTD	Variance	Board- Approved July Budget	Proposed 2021- 22 First Interim Budget
<b>MSA 4</b>										
<b>Fundraising &amp; Grants</b>										
8802	Donations - Private	-	-	-	-	-	-	-	-	-
8803	Fundraising	-	-	-	-	-	1,430	(1,430)	7,500	5,006 (2,494)
<b>SUBTOTAL - Fundraising &amp; Grants</b>		-	-	-	-	-	<b>1,430</b>	<b>(1,430)</b>	<b>7,500</b>	<b>5,006 (2,494)</b>
<b>TOTAL REVENUE</b>		<b>28,735</b>	<b>128,065</b>	<b>181,787</b>	<b>184,114</b>	<b>522,701</b>	<b>460,214</b>	<b>62,487</b>	<b>2,252,869</b>	<b>2,106,813 (146,056)</b>
<b>EXPENSES</b>										
<b>Certificated Salaries</b>										
1100	TeacherSalaries	12,600	28,696	61,404	61,532	164,232	184,136	(19,904)	721,162	682,386 (38,776)
1200	Cert Aid	-	7,253	14,856	14,606	36,715	24,363	12,352	131,381	170,544 39,163
1300	Cert Adminis	12,762	17,124	17,124	17,449	64,459	43,720	20,739	220,325	216,525 (3,800)
<b>SUBTOTAL - Certificated Salaries</b>		<b>25,362</b>	<b>53,073</b>	<b>93,384</b>	<b>93,587</b>	<b>265,406</b>	<b>252,219</b>	<b>13,187</b>	<b>1,072,868</b>	<b>1,069,455 (3,413)</b>
<b>Classified Salaries</b>										
2100	Instructional Aides	-	-	-	-	-	1,222	(1,222)	7,000	5,500 (1,500)
2200	Classified Support	805	1,943	3,100	3,042	8,890	14,022	(5,131)	114,240	63,098 (51,142)
2300	Classified Admin	-	-	-	-	-	-	-	-	-
2400	Clerical & Tech	2,622	8,576	11,908	12,308	35,414	14,317	21,097	64,428	64,428 -
2900	OtherClassStaff	-	-	-	-	-	-	-	-	-
<b>SUBTOTAL - Classified Salaries</b>		<b>3,427</b>	<b>10,519</b>	<b>15,008</b>	<b>15,350</b>	<b>44,304</b>	<b>29,561</b>	<b>14,743</b>	<b>185,668</b>	<b>133,026 (52,642)</b>
<b>Employee Benefits</b>										
3101	STRS-Certified	4,291	8,491	14,638	14,828	42,248	34,733	7,515	152,549	156,300 3,751
3102	STRS-Classified	-	-	-	-	-	-	-	-	-
3201	PERS-Cert	-	662	1,392	1,324	3,378	-	3,378	-	-
3202	PERS-Classified	785	2,410	3,437	3,413	10,045	11,394	(1,349)	59,366	51,274 (8,092)
3301	OASDI/Med-Cert	367	951	1,722	1,712	4,752	6,347	(1,595)	32,204	28,562 (3,642)
3302	OASDI/Med-Class	262	805	1,148	1,174	3,389	434	2,955	692	1,953 1,261
3401	HlthWelfareCert	1,237	9,573	12,225	(118)	22,917	27,412	(4,495)	188,334	123,353 (64,981)
3402	HlthWelfareCert	-	-	-	-	-	4,849	(4,849)	20,218	21,819 1,601

2021-22 First Interim Budget (BOARD FINAL 11-29-2021)		Year To Date							Annual Budget		
		Jul Actuals	Aug Actuals	Sep Actuals	Oct Actuals	Actual YTD	Approved Budget YTD	Variance	Board- Approved July Budget	Proposed 2021- 22 First Interim Budget	Current Budget vs. July Budget
<b>MSA 4</b>											
3501	UI-Certificated	150	-	-	1,235	1,384	510	874	5,803	2,295	(3,508)
3502	UI-Classified	-	-	-	-	-	-	-	-	-	-
3601	WorkersCmp-Cert	3,635	1,212	1,212	1,212	7,271	2,889	4,382	15,000	13,000	(2,000)
3602	WorkersCmp-Class	-	-	-	-	-	-	-	-	-	-
3701	Other Retirement-Cert	-	-	-	-	-	-	-	-	-	-
3901	OthBenes-Cert	-	-	-	-	-	-	-	-	-	-
3902	OthBenes-Class	-	-	-	-	-	-	-	-	-	-
3990	PY Bene Adj	-	-	-	-	-	-	-	-	-	-
<b>SUBTOTAL - Employee Benefit</b>		<b>10,727</b>	<b>24,104</b>	<b>35,774</b>	<b>24,780</b>	<b>95,385</b>	<b>88,568</b>	<b>6,817</b>	<b>474,166</b>	<b>398,555</b>	<b>(75,611)</b>

2021-22 First Interim Budget (BOARD FINAL 11-29-2021)		Year To Date						Annual Budget			
		Jul Actuals	Aug Actuals	Sep Actuals	Oct Actuals	Actual YTD	Approved Budget YTD	Variance	Board- Approved July Budget	Proposed 2021- 22 First Interim Budget	Current Budget vs. July Budget
<b>MSA 4</b>											
<b>Books &amp; Supplies</b>											
4100	Text&CoreCurric	-	-	-	-	-	3,200	(3,200)	20,000	10,000	(10,000)
4200	BooksOthRefMats	-	-	-	-	-	-	-	-	-	-
4300	Materials and Supplies										
4310	Ins Mats & Sups	-	-	-	855	855	1,600	(745)	9,870	5,000	(4,870)
4315	OthrSupplies	-	-	-	-	-	320	(320)	1,000	1,000	-
4320	Office Supplies	41	1,400	849	1,139	3,429	1,920	1,509	6,000	6,000	-
4325	ProfDevMat&Sups	-	-	-	-	-	-	-	-	-	-
4326	Arts&MusicSupps	-	-	-	644	644	640	4	2,000	2,000	-
4335	PE Supplies	-	-	-	-	-	960	(960)	3,000	3,000	-
4340	Educat Software	4,768	2,439	-	-	7,207	7,572	(366)	40,300	23,663	(16,637)
4345	NonInstStdntSup	-	384	2,235	-	2,619	640	1,979	5,000	2,000	(3,000)
4346	TeacherSupplies	-	-	852	-	852	320	532	5,000	1,000	(4,000)
4350	Cust. Supplies	-	-	-	-	-	-	-	-	-	-
4351	Yearbook	-	-	-	-	-	-	-	-	-	-
4390	Uniforms	-	-	-	3,087	3,087	900	2,187	10,590	2,812	(7,778)
4400	NonCapEquip-Gen	-	-	141	-	141	1,600	(1,459)	1,000	5,000	4,000
4410	ClssrmFrmEq<5k	-	-	-	-	-	-	-	-	-	-
4430	OfficeFurnEq<5k	-	-	-	-	-	-	-	-	-	-
4440	Computers <\$5k	-	-	-	-	-	-	-	-	-	-
4460	Fixed Asset Susp (Facility)	-	-	-	-	-	-	-	-	-	-
4461	Fixed Asset Susp (Imp)	-	-	-	-	-	-	-	-	-	-
4464	Equipment (Pre-Cap)	-	-	-	-	-	3,200	(3,200)	10,000	10,000	-
4710	Food	-	-	-	-	-	320	(320)	1,000	1,000	-
4720	Food:Other Food	-	-	-	557	557	640	(83)	2,000	2,000	-
4990	Prior Year Adj (Mat'ls)	-	-	-	-	-	-	-	-	-	-
4999	Misc Expenditure (Suspense)	-	397	1,252	(954)	696	-	696	-	-	-
<b>SUBTOTAL - Books and Suppli</b>		<b>4,809</b>	<b>4,619</b>	<b>5,329</b>	<b>5,328</b>	<b>20,086</b>	<b>23,832</b>	<b>(3,746)</b>	<b>116,760</b>	<b>74,475</b>	<b>(42,285)</b>

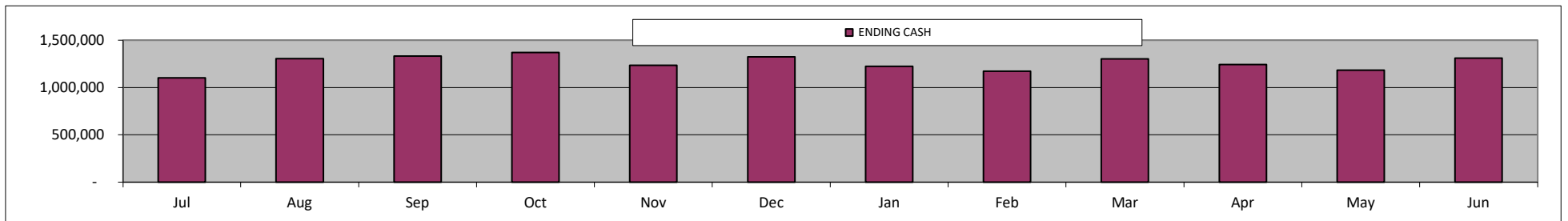
2021-22 First Interim Budget (BOARD FINAL 11-29-2021)		Year To Date							Annual Budget		
		Jul Actuals	Aug Actuals	Sep Actuals	Oct Actuals	Actual YTD	Approved Budget YTD	Variance	Board- Approved July Budget	Proposed 2021- 22 First Interim Budget	Current Budget vs. July Budget
<b>MSA 4</b>											
<b>Services &amp; Other Operating Expenses</b>											
5101	CMO Fees	-	-	-	-	-	8,366	(8,366)	43,328	37,648	(5,680)
5200	Travel & Conference	-	-	-	-	-	-	-	-	-	-
5205	Conference Fees	-	-	-	-	-	-	-	-	-	-
5210	MilesParkTolls	-	-	-	-	-	111	(111)	500	500	-
5215	TravConferences	-	-	-	-	-	-	-	-	-	-
5220	TraLodging	-	-	-	-	-	111	(111)	1,500	500	(1,000)
5300	DuesMemberships	346	1,500	-	-	1,846	1,222	623	5,500	5,500	-
5450	Other Insurance	3,020	1,007	1,007	1,007	6,041	2,333	3,708	15,000	10,500	(4,500)
5500	OpsHousekeeping	-	-	-	-	-	-	-	-	-	-
5510	Gas & Electric	-	-	-	-	-	-	-	-	-	-
5610	Rent & Leases	3,282	980	24,246	8,082	36,589	21,552	15,037	96,984	96,984	-
5620	EquipmentLeases	958	581	377	377	2,293	1,378	916	6,200	6,200	-
5630	Reps&MaintBldng	3,283	-	-	-	3,283	-	3,283	-	-	-
5800	ProfessServices	885	575	10,000	-	11,460	7,801	3,659	21,300	35,104	13,804
5810	Legal	-	-	-	208	208	2,222	(2,014)	20,000	10,000	(10,000)
5813	SchPrgAftSchool	-	-	-	-	-	-	-	-	-	-
5814	SchPrgAcadComps	-	-	-	-	-	667	(667)	3,000	3,000	-
5819	SchlProgs-Other	2,175	-	-	-	2,175	-	2,175	-	-	-
5820	Audit & CPA	-	1,727	-	3,927	5,655	2,000	3,655	9,000	9,000	-
5825	DMSBusiness Svcs	-	-	-	-	-	-	-	-	-	-
5835	Field Trips	-	-	-	605	605	667	(62)	3,000	3,000	-
5836	FieldTrip Trans	-	-	-	-	-	-	-	-	-	-
5840	MarkngStdtRecrt	-	-	-	-	-	2,222	(2,222)	10,000	10,000	-
5850	Oversight Fees	860	2,045	1,146	-	4,051	3,067	984	39,000	13,800	(25,200)
5857	Payroll Fees	967	688	856	842	3,354	2,000	1,354	9,000	9,000	-
5860	Service Fees	-	-	43	15	58	222	(165)	1,000	1,000	-
5861	Prior Year Services	-	-	-	-	-	-	-	-	-	-
5863	Prof Developmnt	-	995	-	-	995	1,111	(116)	5,000	5,000	-
5864	Prof Dev-Other	-	-	-	735	735	4,444	(3,709)	20,000	20,000	-
5865	Professional Development LLM	-	-	-	-	-	-	-	-	-	-
5869	SpEd Ctrct Inst	-	4	693	-	697	2,975	(2,277)	30,000	13,386	(16,614)

2021-22 First Interim Budget (BOARD FINAL 11-29-2021)		Year To Date							Annual Budget		
		Jul Actuals	Aug Actuals	Sep Actuals	Oct Actuals	Actual YTD	Approved Budget YTD	Variance	Board- Approved July Budget	Proposed 2021- 22 First Interim Budget	Current Budget vs. July Budget
<b>MSA 4</b>											
5870	Livescan	-	-	-	-	-	67	(67)	300	300	-
5872	SPED Fees (incl Encroachment)	1,396	2,794	1,862	-	6,052	3,383	2,669	-	15,225	15,225
5875	Staff Recruiting	-	-	-	-	-	-	-	-	-	-
5884	Substitutes	-	-	275	550	825	2,667	(1,842)	20,000	12,000	(8,000)
5890	OthSvcsNon-Inst	-	-	-	-	-	-	-	-	-	-
5900	Communications	-	-	-	-	-	-	-	-	-	-
5910	Communications 2	-	-	-	-	-	-	-	-	-	-
5920	TelecomInternet	400	681	964	2,923	4,967	-	4,967	-	-	-
5930	PostageDelivery	-	-	2,201	-	2,201	889	1,312	4,000	4,000	-
5940	Technology	548	1,247	967	1,494	4,255	2,423	1,832	21,350	10,904	(10,446)
5990	Prior Year Adj (Services)	690	-	-	-	690	-	690	-	-	-
<b>SUBTOTAL - Services &amp; Other</b>		<b>18,808</b>	<b>14,824</b>	<b>44,636</b>	<b>20,765</b>	<b>99,035</b>	<b>73,900</b>	<b>25,134</b>	<b>384,962</b>	<b>332,551</b>	<b>(52,411)</b>

2021-22 First Interim Budget (BOARD FINAL 11-29-2021)		Year To Date							Annual Budget		
		Jul Actuals	Aug Actuals	Sep Actuals	Oct Actuals	Actual YTD	Approved Budget YTD	Variance	Board- Approved July Budget	Proposed 2021- 22 First Interim Budget	Current Budget vs. July Budget
<b>MSA 4</b>											
<b>Capital Outlay &amp; Depreciation</b>											
6400	EquipFixed	-	-	-	-	-	-	-	-	-	-
6900	Depreciation	-	-	7,428	-	7,428	4,611	2,817	13,833	13,833	-
<b>SUBTOTAL - Capital Outlay &amp; Depreciation</b>		-	-	7,428	-	7,428	4,611	2,817	13,833	13,833	-
<b>Other Outflows</b>											
7299	Other Outgo (not incl. SPED Enc	-	-	-	-	-	-	-	-	-	-
7310	Indirect Costs	-	-	-	-	-	-	-	-	-	-
7438	InterestExpense	-	-	-	-	-	-	-	-	-	-
<b>SUBTOTAL - Other Outflows</b>		-	-	-	-	-	-	-	-	-	-
<b>TOTAL EXPENSES</b>		<b>63,133</b>	<b>107,140</b>	<b>201,560</b>	<b>159,810</b>	<b>531,644</b>	<b>472,692</b>	<b>58,952</b>	<b>2,248,257</b>	<b>2,021,896</b>	<b>(226,361)</b>

**Monthly Update - Monthly Cash Flow (Projections) 2021-22**

<b>MSA-4</b>	Jul	Aug	Sep	Oct	Nov	Dec	Jan	Feb	Mar	Apr	May	Jun	Accruals	<b>TOTAL</b>
	<b>ACTUALS</b>	<b>ACTUALS</b>	<b>ACTUALS</b>	<b>ACTUALS</b>	<b>BUDGET</b>	<b>BUDGET</b>	<b>BUDGET</b>	<b>BUDGET</b>	<b>BUDGET</b>	<b>BUDGET</b>	<b>BUDGET</b>	<b>BUDGET</b>	<b>BUDGET</b>	
<b>BEGINNING CASH</b>	<b>1,137,867</b>	<b>1,100,534</b>	<b>1,305,068</b>	<b>1,332,746</b>	<b>1,370,390</b>	<b>1,233,569</b>	<b>1,322,405</b>	<b>1,223,996</b>	<b>1,170,668</b>	<b>1,301,649</b>	<b>1,243,203</b>	<b>1,183,236</b>	<b>1,309,907</b>	
<b>Revenue</b>														
LCFF: State Aid	-	43,192	43,192	77,745	49,868	49,868	49,868	49,868	79,789	79,789	79,789	79,789	115,132	<b>797,888</b>
LCFF: EPA	-	-	-	82,164	-	71,768	-	-	71,768	-	-	61,372	(0)	<b>287,071</b>
LCFF: ILPT	21,419	42,838	28,559	-	24,584	24,584	24,584	24,584	24,584	24,584	24,584	24,584	5,521	<b>295,010</b>
Federal Revenue	1,952	32,014	54,312	24,205	1,015	126,281	1,015	1,015	126,281	1,015	1,015	126,281	17,351	<b>513,753</b>
Other State Revenues	5,031	10,027	55,724	-	6,941	6,941	6,941	52,021	6,941	6,941	6,941	6,941	36,693	<b>208,085</b>
Other Local Revenues	-	-	-	-	358	358	358	358	358	358	358	358	2,145	<b>5,006</b>
<b>Total Revenue</b>	<b>28,402</b>	<b>128,071</b>	<b>181,787</b>	<b>184,114</b>	<b>82,766</b>	<b>279,800</b>	<b>82,766</b>	<b>127,846</b>	<b>309,721</b>	<b>112,687</b>	<b>112,687</b>	<b>299,325</b>	<b>176,841</b>	<b>2,106,813</b>
<b>Expenses</b>														
Certificated Salaries	25,362	53,073	93,384	93,587	96,145	96,145	96,145	96,145	96,145	96,145	96,145	96,145	34,886	<b>1,069,455</b>
Classified Salaries	3,427	10,519	15,008	15,350	12,172	12,172	12,172	12,172	9,738	9,738	9,738	9,738	1,081	<b>133,026</b>
Benefits	10,727	24,104	35,774	24,780	36,469	36,469	36,469	36,469	36,469	36,469	36,469	36,469	11,417	<b>398,555</b>
Books and Supplies	4,809	4,619	5,329	5,328	5,958	5,958	5,958	5,958	5,958	5,958	5,958	5,958	6,725	<b>74,475</b>
Services and Operations	18,808	14,824	44,636	20,765	30,429	30,429	30,429	30,429	30,429	22,822	24,344	24,344	9,860	<b>332,551</b>
Depreciation / Cap Outlay	-	-	7,428	-	1,153	1,153	1,153	1,153	1,153	1,153	1,153	1,153	(2,817)	<b>13,833</b>
Other Outflows	-	-	-	-	-	-	-	-	-	-	-	-	-	<b>-</b>
<b>Total Expenses</b>	<b>63,133</b>	<b>107,140</b>	<b>201,560</b>	<b>159,810</b>	<b>182,327</b>	<b>182,327</b>	<b>182,327</b>	<b>182,327</b>	<b>179,893</b>	<b>172,285</b>	<b>173,807</b>	<b>173,807</b>	<b>61,152</b>	<b>2,021,896</b>
<b>Other Transactions Affecting Cash</b>														
Revenues - Prior Year Accruals	130,240	217,066	65,120	21,707	2,825	3,955								<b>440,913</b>
Accounts Receivable - Current Year														<b>-</b>
Other Assets/Accrual Adj	(32,454)													<b>(32,454)</b>
Fixed Assets - Depreciation Addback	-	-	7,428	-	1,153	1,153	1,153	1,153	1,153	1,153	1,153	1,153		<b>16,650</b>
Fixed Assets - Acquisitions														<b>-</b>
Due To (From)														<b>-</b>
Expenses - Prior Year Accruals	(100,388)	(33,463)	(25,097)	(8,366)	(41,238)	(13,746)								<b>(222,297)</b>
Accounts Payable - Current Year														<b>-</b>
Summer Holdback for Teachers														<b>-</b>
Loans Payable (Current)														<b>-</b>
Loans Payable (Long Term)														<b>-</b>
<b>Total Other Transactions</b>	<b>(2,602)</b>	<b>183,604</b>	<b>47,451</b>	<b>13,341</b>	<b>(37,260)</b>	<b>(8,638)</b>	<b>1,153</b>	<b>1,153</b>	<b>1,153</b>	<b>1,153</b>	<b>1,153</b>	<b>1,153</b>		<b>202,813</b>
<b>Total Change in Cash</b>	<b>(37,333)</b>	<b>204,534</b>	<b>27,678</b>	<b>37,645</b>	<b>(136,821)</b>	<b>88,835</b>	<b>(98,408)</b>	<b>(53,329)</b>	<b>130,981</b>	<b>(58,446)</b>	<b>(59,967)</b>	<b>126,671</b>		<b>287,730</b>
<b>ENDING CASH</b>	<b>1,100,534</b>	<b>1,305,068</b>	<b>1,332,746</b>	<b>1,370,390</b>	<b>1,233,569</b>	<b>1,322,405</b>	<b>1,223,996</b>	<b>1,170,668</b>	<b>1,301,649</b>	<b>1,243,203</b>	<b>1,183,236</b>	<b>1,309,907</b>	<<< = 236 days cash	



2021-22 First Interim Budget (BOARD FINAL 11-29-2021)		Year To Date						Annual Budget				
<b>MSA 5</b>		Jul Actuals	Aug Actuals	Sep Actuals	Oct Actuals	Actual YTD	Approved Budget YTD	Variance	Board- Approved July Budget	Proposed 2021- 22 First Interim Budget	Current Budget vs. July Budget	
Projected Average Daily Attendance:									258	228	(30)	
<b>SUMMARY</b>												
<b>Revenue</b>												
LCFF Entitlement		48,378	193,988	161,746	352,874	756,986	723,947	33,039	3,179,410	2,895,831	(283,579)	
Federal Revenue		-	54,108	32,614	32,344	119,066	74,726	44,340	556,872	537,378	(19,494)	
Other State Revenues		9,479	9,479	128,358	17,061	164,377	202,104	(37,727)	625,896	612,542	(13,354)	
Other Local Revenues		1,046	-	-	7,755	8,800	3,216	5,584	20,000	7,597	(12,403)	
<b>Total Revenue</b>		<b>58,903</b>	<b>257,575</b>	<b>322,718</b>	<b>410,033</b>	<b>1,049,229</b>	<b>1,003,993</b>	<b>45,236</b>	<b>4,382,178</b>	<b>4,053,349</b>	<b>(328,829)</b>	
<b>Expenditures</b>												
Certificated Salaries		29,492	73,274	119,162	132,682	354,610	379,426	(24,816)	1,650,463	1,541,791	(108,672)	
Classified Salaries		8,735	16,883	22,307	22,989	70,913	68,109	2,804	381,995	306,489	(75,506)	
Benefits		22,622	45,564	39,392	35,264	142,842	133,445	9,397	697,399	600,503	(96,896)	
Books and Supplies		15,488	9,830	11,707	6,352	43,376	49,309	(5,932)	187,505	154,090	(33,415)	
Services and Operating Exp.		35,748	34,932	39,621	47,675	157,976	225,847	(67,871)	1,215,131	1,016,312	(198,819)	
Depreciation & Cap Outlay		4,740	4,740	4,740	4,740	18,962	16,315	2,647	48,945	48,945	-	
Other Outflows		-	-	-	-	-	-	-	-	-	-	
<b>Total Expenditures</b>		<b>116,825</b>	<b>185,223</b>	<b>236,928</b>	<b>249,703</b>	<b>788,680</b>	<b>872,450</b>	<b>(83,770)</b>	<b>4,181,438</b>	<b>3,668,129</b>	<b>(513,309)</b>	
<b>Net Revenues</b>										<b>200,740</b>	<b>385,220</b>	<b>184,480</b>
<b>Fund Balance</b>												
Beginning Balance (Budgeted)										3,033,303		
Net Revenues											385,220	
<b>Ending Fund Balance</b>											<b>3,418,524</b>	
<b>Components of Fund Bal.</b>												
Available For Econ. Uncert.											3,337,806	
Restricted Balances (Est.)											54,186	
Net Fixed Assets											26,532	
<b>Ending Fund Balance</b>											<b>3,418,524</b>	



2021-22 First Interim Budget (BOARD FINAL 11-29-2021)	Year To Date							Annual Budget		
	MSA 5	Jul Actuals	Aug Actuals	Sep Actuals	Oct Actuals	Actual YTD	Approved Budget YTD	Variance	Board-Approved July Budget	Proposed 2021-22 First Interim Budget

REVENUE DETAIL	Jul Actuals	Aug Actuals	Sep Actuals	Oct Actuals	Actual YTD	Budget YTD	Variance	Board-Approved July Budget	Proposed 2021-22 First Interim Budget	Current Budget vs. First Interim
<b>LCFF Entitlement</b>										
8011 State Aid	-	97,242	97,242	175,036	369,520	407,262	(37,742)	1,857,434	1,629,046	(228,388)
8012 EPA Entitlement	-	-	-	177,838	177,838	149,202	28,636	539,740	596,809	57,069
8019 Prior Year Adjustments	-	(11)	-	-	(11)	(11)	-	-	-	-
8096 InLieuPropTaxes	48,378	96,757	64,504	-	209,639	167,494	42,145	782,236	669,976	(112,260)
<b>SUBTOTAL - LCFF Entitlement</b>	<b>48,378</b>	<b>193,988</b>	<b>161,746</b>	<b>352,874</b>	<b>756,986</b>	<b>723,947</b>	<b>33,039</b>	<b>3,179,410</b>	<b>2,895,831</b>	<b>(283,579)</b>
<b>Federal Revenue</b>										
8181 SpEd - Revenue	-	-	-	-	-	9,203	(9,203)	31,310	28,759	(2,551)
8220 SchLunchFederal	-	-	-	-	-	-	-	-	-	-
8290 All Other Federal Revenue	-	54,108	32,614	32,344	119,066	65,523	53,543	525,562	508,619	(16,943)
8295 Prior Year Adjustments (Fed Rev	-	-	-	-	-	-	-	-	-	-
<b>SUBTOTAL - Federal Revenue</b>	<b>-</b>	<b>54,108</b>	<b>32,614</b>	<b>32,344</b>	<b>119,066</b>	<b>74,726</b>	<b>44,340</b>	<b>556,872</b>	<b>537,378</b>	<b>(19,494)</b>
<b>Other State Revenue</b>										
8311 SpEd Revenue	9,479	9,479	17,061	17,061	53,080	41,084	11,996	156,551	143,795	(12,756)
8520 SchoolNutrState	-	-	-	-	-	-	-	-	-	-
8550 MandCstReimburs	-	-	-	-	-	-	-	9,248	16,845	7,597
8560 StateLotteryRev	-	-	-	-	-	-	-	56,548	49,352	(7,196)
8590 AllOthStateRev	-	-	111,297	-	111,297	161,020	(49,723)	403,550	402,550	(999)
8595 Prior Year Adjustments (Other St	-	-	-	-	-	-	-	-	-	-
<b>SUBTOTAL - Other State Revenue</b>	<b>9,479</b>	<b>9,479</b>	<b>128,358</b>	<b>17,061</b>	<b>164,377</b>	<b>202,104</b>	<b>(37,727)</b>	<b>625,896</b>	<b>612,542</b>	<b>(13,354)</b>
<b>Local Revenue</b>										
8600 Other Local Rev	-	-	-	-	-	-	-	-	-	-
8660 Interest	-	-	-	7,755	7,755	-	7,755	-	-	-
8698 OthRev-Suspense	-	-	-	-	-	-	-	-	-	-
8690 Prior Year Adj (Local1)	-	-	-	-	-	-	-	-	-	-

2021-22 First Interim Budget (BOARD FINAL 11-29-2021)		Year To Date							Annual Budget		
		Jul Actuals	Aug Actuals	Sep Actuals	Oct Actuals	Actual YTD	Approved Budget YTD	Variance	Board- Approved July Budget	Proposed 2021- 22 First Interim Budget	Current Budget vs. July Budget
<b>MSA 5</b>											
8695	Prior Year Adj (Local2)	-	-	-	-	-	-	-	-	-	-
8699	Other Revenue	1,046	-	-	-	1,046	1,046	-	-	-	-
8999	Misc Revenue (Suspense)	-	-	-	-	-	-	-	-	-	-
<b>SUBTOTAL - Local Revenue</b>		<b>1,046</b>	<b>-</b>	<b>-</b>	<b>7,755</b>	<b>8,800</b>	<b>1,046</b>	<b>7,755</b>	<b>-</b>	<b>-</b>	<b>-</b>

2021-22 First Interim Budget (BOARD FINAL 11-29-2021)		Year To Date						Annual Budget		
		Jul Actuals	Aug Actuals	Sep Actuals	Oct Actuals	Actual YTD	Approved Budget YTD	Variance	Board- Approved July Budget	Proposed 2021- 22 First Interim Budget
<b>MSA 5</b>										
<b>Fundraising &amp; Grants</b>										
8802	Donations - Private	-	-	-	-	-	-	-	-	-
8803	Fundraising	-	-	-	-	-	2,171	(2,171)	20,000	7,597 (12,403)
<b>SUBTOTAL - Fundraising &amp; Gr</b>		-	-	-	-	-	<b>2,171</b>	<b>(2,171)</b>	<b>20,000</b>	<b>7,597 (12,403)</b>
<b>TOTAL REVENUE</b>		<b>58,903</b>	<b>257,575</b>	<b>322,718</b>	<b>410,033</b>	<b>1,049,229</b>	<b>1,003,993</b>	<b>45,236</b>	<b>4,382,178</b>	<b>4,053,349 (328,829)</b>
<b>EXPENSES</b>										
<b>Certificated Salaries</b>										
1100	TeacherSalaries	16,800	51,215	102,163	115,292	285,470	311,183	(25,713)	1,212,589	1,153,209 (59,380)
1200	Cert Aid	-	5,075	-	-	5,075	24,097	(19,022)	128,294	168,678 40,384
1300	Cert Adminis	12,692	16,984	16,999	17,390	64,065	44,146	19,919	309,581	219,904 (89,677)
<b>SUBTOTAL - Certificated Salar</b>		<b>29,492</b>	<b>73,274</b>	<b>119,162</b>	<b>132,682</b>	<b>354,610</b>	<b>379,426</b>	<b>(24,816)</b>	<b>1,650,463</b>	<b>1,541,791 (108,672)</b>
<b>Classified Salaries</b>										
2100	Instructional Aides	1,722	4,989	9,548	9,663	25,921	38,633	(12,712)	248,014	173,850 (74,164)
2200	Classified Support	2,782	5,982	3,733	4,090	16,587	-	16,587	-	-
2300	Classified Admin	-	-	-	-	-	-	-	-	-
2400	Clerical & Tech	3,911	5,912	9,027	9,236	28,085	29,475	(1,390)	133,981	132,639 (1,342)
2900	OtherClassStaff	320	-	-	-	320	-	320	-	-
<b>SUBTOTAL - Classified Salarie</b>		<b>8,735</b>	<b>16,883</b>	<b>22,307</b>	<b>22,989</b>	<b>70,913</b>	<b>68,109</b>	<b>2,804</b>	<b>381,995</b>	<b>306,489 (75,506)</b>
<b>Employee Benefits</b>										
3101	STRS-Certified	4,990	11,539	20,162	22,450	59,141	56,763	2,379	234,071	255,433 21,362
3102	STRS-Classified	-	-	-	-	-	-	-	-	-
3201	PERS-Cert	-	52	-	-	52	8,374	(8,322)	68,191	37,684 (30,507)
3202	PERS-Classified	2,001	3,751	5,044	4,913	15,710	-	15,710	-	-
3301	OASDI/Med-Cert	428	1,378	1,713	1,909	5,428	7,179	(1,752)	36,726	32,308 (4,418)
3302	OASDI/Med-Class	668	1,292	1,696	1,748	5,404	481	4,923	6,104	2,166 (3,938)
3401	HlthWelfareCert	1,985	23,451	6,676	144	32,257	51,355	(19,098)	305,210	231,098 (74,112)
3402	HlthWelfareCert	-	-	-	-	-	2,993	(2,993)	18,692	13,467 (5,225)
3501	UI-Certificated	250	-	-	-	250	702	(452)	7,994	3,160 (4,833)

2021-22 First Interim Budget (BOARD FINAL 11-29-2021)		Year To Date							Annual Budget		
		Jul Actuals	Aug Actuals	Sep Actuals	Oct Actuals	Actual YTD	Approved Budget YTD	Variance	Board- Approved July Budget	Proposed 2021- 22 First Interim Budget	Current Budget vs. July Budget
<b>MSA 5</b>											
3502	UI-Classified	-	-	-	-	-	42	(42)	412	188	(224)
3601	WorkersCmp-Cert	12,300	4,100	4,100	4,100	24,600	5,556	19,044	20,000	25,000	5,000
3602	WorkersCmp-Class	-	-	-	-	-	-	-	-	-	-
3701	Other Retirement-Cert	-	-	-	-	-	-	-	-	-	-
3901	OthBenes-Cert	-	-	-	-	-	-	-	-	-	-
3902	OthBenes-Class	-	-	-	-	-	-	-	-	-	-
3990	PY Bene Adj	-	-	-	-	-	-	-	-	-	-
<b>SUBTOTAL - Employee Benefit</b>		<b>22,622</b>	<b>45,564</b>	<b>39,392</b>	<b>35,264</b>	<b>142,842</b>	<b>133,445</b>	<b>9,397</b>	<b>697,399</b>	<b>600,503</b>	<b>(96,896)</b>

2021-22 First Interim Budget (BOARD FINAL 11-29-2021)						Year To Date			Annual Budget		
MSA 5	Jul	Aug	Sep	Oct	Actual YTD	Approved	Variance	Board-	Proposed 2021-	Current Budget vs. July Budget	
	Actuals	Actuals	Actuals	Actuals		Budget YTD		Approved July Budget	22 First Interim Budget		
<b>Books &amp; Supplies</b>											
4100	Text&CoreCurric	-	-	-	3,887	3,887	9,600	(5,713)	50,000	30,000	(20,000)
4200	BooksOthRefMats	-	-	-	-	-	640	(640)	2,000	2,000	-
4300	Materials and Supplies	-	-	-	-	-	-	-	-	-	-
4310	Ins Mats & Sups	-	1,667	-	-	1,667	4,263	(2,596)	10,513	13,323	2,810
4315	OthrSupplies	-	-	-	-	-	160	(160)	500	500	-
4320	Office Supplies	-	2,904	600	1,957	5,461	4,800	661	12,000	15,000	3,000
4325	ProfDevMat&Sups	-	-	-	-	-	-	-	-	-	-
4326	Arts&MusicSupps	-	-	-	-	-	800	(800)	2,500	2,500	-
4335	PE Supplies	-	-	-	175	175	1,120	(945)	3,500	3,500	-
4340	Educat Software	15,488	5,259	-	-	20,746	13,045	7,701	43,106	40,767	(2,339)
4345	NonInstStdntSup	-	-	-	-	-	4,640	(4,640)	10,000	14,500	4,500
4346	TeacherSupplies	-	-	1,599	10	1,609	1,920	(311)	4,000	6,000	2,000
4350	Cust. Supplies	-	-	-	-	-	320	(320)	1,000	1,000	-
4351	Yearbook	-	-	-	-	-	-	-	-	-	-
4390	Uniforms	-	-	7,660	-	7,660	2,560	5,100	13,386	8,000	(5,386)
4400	NonCapEquip-Gen	-	-	-	-	-	640	(640)	2,000	2,000	-
4410	ClssrmFrnEq<5k	-	-	-	-	-	320	(320)	1,000	1,000	-
4430	OffceFurnEq<5k	-	-	-	-	-	1,280	(1,280)	2,000	4,000	2,000
4440	Computers <\$5k	-	-	-	-	-	-	-	-	-	-
4460	Fixed Asset Susp (Facility)	-	-	-	-	-	-	-	-	-	-
4461	Fixed Asset Susp (Imp)	-	-	-	-	-	-	-	-	-	-
4464	Equipment (Pre-Cap)	-	-	-	-	-	1,600	(1,600)	25,000	5,000	(20,000)
4710	Food	-	-	-	-	-	-	-	-	-	-
4720	Food:Other Food	-	-	1,450	430	1,880	1,600	280	5,000	5,000	-
4990	Prior Year Adj (Mat'ls)	-	-	-	-	-	-	-	-	-	-
4999	Misc Expenditure (Suspense)	-	-	397	(106)	292	-	292	-	-	-
<b>SUBTOTAL - Books and Suppl</b>		<b>15,488</b>	<b>9,830</b>	<b>11,707</b>	<b>6,352</b>	<b>43,376</b>	<b>49,309</b>	<b>(5,932)</b>	<b>187,505</b>	<b>154,090</b>	<b>(33,415)</b>

2021-22 First Interim Budget (BOARD FINAL 11-29-2021)		Year To Date						Annual Budget			
		Jul Actuals	Aug Actuals	Sep Actuals	Oct Actuals	Actual YTD	Approved Budget YTD	Variance	Board- Approved July Budget	Proposed 2021- 22 First Interim Budget	Current Budget vs. July Budget
<b>MSA 5</b>											
<b>Services &amp; Other Operating Expenses</b>											
5101	CMO Fees	-	-	-	-	-	96,528	(96,528)	487,672	434,375	(53,297)
5200	Travel & Conference	-	-	-	-	-	-	-	-	-	-
5205	Conference Fees	-	-	-	-	-	333	(333)	500	1,500	1,000
5210	MilesParkTolls	-	-	-	-	-	222	(222)	500	1,000	500
5215	TravConferences	-	-	-	-	-	-	-	-	-	-
5220	TraLodging	-	-	-	-	-	333	(333)	1,500	1,500	-
5300	DuesMemberships	1,521	-	1,199	203	2,923	1,333	1,589	6,000	6,000	-
5450	Other Insurance	8,612	2,871	2,871	2,871	17,225	6,667	10,558	30,756	30,000	(756)
5500	OpsHousekeeping	-	-	-	-	-	222	(222)	1,000	1,000	-
5510	Gas & Electric	-	-	-	-	-	-	-	-	-	-
5610	Rent & Leases	18,405	18,405	18,405	18,405	73,621	49,081	24,540	383,000	220,863	(162,137)
5620	EquipmentLeases	112	143	168	15	437	1,111	(674)	12,000	5,000	(7,000)
5630	Reps&MaintBldng	208	-	-	397	606	111	494	500	500	-
5800	ProfessServices	1,380	1,591	5,000	-	7,971	13,259	(5,289)	38,917	59,666	20,749
5810	Legal	-	-	-	754	754	4,444	(3,690)	20,000	20,000	-
5813	SchPrgAftSchool	2,664	-	-	-	2,664	8,139	(5,475)	32,000	36,627	4,627
5814	SchPrgAcadComps	-	-	-	-	-	1,111	(1,111)	5,000	5,000	-
5819	SchIProgs-Other	-	2,664	2,664	7,269	12,597	222	12,375	1,000	1,000	-
5820	Audit & CPA	-	1,727	-	3,927	5,655	2,000	3,655	9,000	9,000	-
5825	DMSBusinessSvcs	-	-	-	-	-	-	-	-	-	-
5835	Field Trips	-	-	-	-	-	2,889	(2,889)	10,000	13,000	3,000
5836	FieldTrip Trans	-	-	-	-	-	-	-	-	-	-
5840	MarkngStdtdRecrt	-	-	-	-	-	3,333	(3,333)	15,000	15,000	-
5850	Oversight Fees	-	-	-	-	-	6,435	(6,435)	31,686	28,958	(2,728)
5857	Payroll Fees	1,403	950	1,082	1,083	4,518	3,333	1,185	15,000	15,000	-
5860	Service Fees	-	54	728	15	796	222	574	1,000	1,000	-
5861	Prior Year Services	-	-	-	-	-	-	-	-	-	-
5863	Prof Developmnt	-	700	-	175	875	1,111	(236)	5,000	5,000	-
5864	Prof Dev-Other	-	-	-	-	-	3,333	(3,333)	16,000	15,000	(1,000)
5865	Professional Development LLM	-	-	-	-	-	-	-	-	-	-
5869	SpEd Ctrct Inst	-	-	874	1,226	2,100	6,169	(4,069)	20,000	27,759	7,759
5870	Livescan	-	72	-	-	72	167	(95)	750	750	-

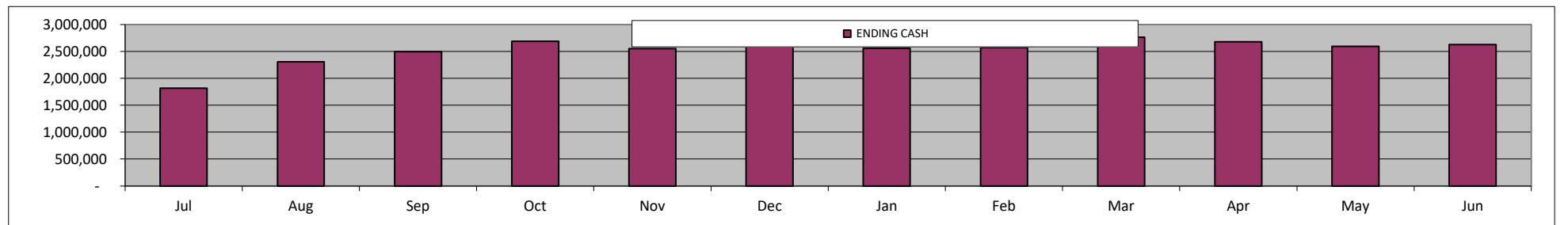
2021-22 First Interim Budget (BOARD FINAL 11-29-2021)		Year To Date						Annual Budget		
		Jul Actuals	Aug Actuals	Sep Actuals	Oct Actuals	Actual YTD	Approved Budget YTD	Variance	Board- Approved July Budget	Proposed 2021- 22 First Interim Budget
<b>MSA 5</b>										
5872	SPED Fees (incl Encroachment)	-	-	-	-	-	-	-	-	-
5875	Staff Recruiting	-	-	-	-	-	-	-	-	-
5884	Substitutes	-	828	3,218	8,583	12,628	5,556	7,072	25,000	25,000
5890	OthSvcsNon-Inst	-	-	-	-	-	-	-	-	-
5900	Communications	17	17	17	17	68	-	68	17,000	-
5910	Communications 2	-	-	-	-	-	-	-	-	(17,000)
5920	TelecomInternet	540	2,041	2,128	268	4,976	3,333	1,643	-	15,000
5930	PostageDelivery	339	-	302	-	641	889	(248)	4,000	4,000
5940	Technology	548	2,869	967	2,468	6,852	3,958	2,893	25,350	17,813
5990	Prior Year Adj (Services)	-	-	-	-	-	-	-	-	-
	<b>SUBTOTAL - Services &amp; Other</b>	<b>35,748</b>	<b>34,932</b>	<b>39,621</b>	<b>47,675</b>	<b>157,976</b>	<b>225,847</b>	<b>(67,871)</b>	<b>1,215,131</b>	<b>1,016,312</b>
										<b>(198,819)</b>

2021-22 First Interim Budget (BOARD FINAL 11-29-2021)		Year To Date						Annual Budget			
		Jul Actuals	Aug Actuals	Sep Actuals	Oct Actuals	Actual YTD	Approved Budget YTD	Variance	Board- Approved July Budget	Proposed 2021- 22 First Interim Budget	Current Budget vs. July Budget
<b>MSA 5</b>											
<b>Capital Outlay &amp; Depreciation</b>											
6400	EquipFixed	-	-	-	-	-	-	-	-	-	
6900	Depreciation	4,740	4,740	4,740	4,740	18,962	16,315	2,647	48,945	48,945	
<b>SUBTOTAL - Capital Outlay &amp; i</b>		<b>4,740</b>	<b>4,740</b>	<b>4,740</b>	<b>4,740</b>	<b>18,962</b>	<b>16,315</b>	<b>2,647</b>	<b>48,945</b>	<b>48,945</b>	
<b>Other Outflows</b>											
7299	Other Outgo (not incl. SPED Enc	-	-	-	-	-	-	-	-	-	
7310	Indirect Costs	-	-	-	-	-	-	-	-	-	
7438	InterestExpense	-	-	-	-	-	-	-	-	-	
<b>SUBTOTAL - Other Outflows</b>		<b>-</b>	<b>-</b>	<b>-</b>	<b>-</b>	<b>-</b>	<b>-</b>	<b>-</b>	<b>-</b>	<b>-</b>	
<b>TOTAL EXPENSES</b>		<b>116,825</b>	<b>185,223</b>	<b>236,928</b>	<b>249,703</b>	<b>788,680</b>	<b>872,450</b>	<b>(83,770)</b>	<b>4,181,438</b>	<b>3,668,129</b>	<b>(513,309)</b>



**Monthly Update - Monthly Cash Flow (Projections) 2021-22**

<b>MSA-5</b>	Jul	Aug	Sep	Oct	Nov	Dec	Jan	Feb	Mar	Apr	May	Jun	Accruals	<b>TOTAL</b>
	<b>ACTUALS</b>	<b>ACTUALS</b>	<b>ACTUALS</b>	<b>ACTUALS</b>	<b>BUDGET</b>	<b>BUDGET</b>	<b>BUDGET</b>	<b>BUDGET</b>	<b>BUDGET</b>	<b>BUDGET</b>	<b>BUDGET</b>	<b>BUDGET</b>	<b>BUDGET</b>	
<b>BEGINNING CASH</b>	<b>1,648,188</b>	<b>1,817,705</b>	<b>2,307,894</b>	<b>2,497,684</b>	<b>2,688,087</b>	<b>2,550,429</b>	<b>2,705,574</b>	<b>2,558,860</b>	<b>2,573,166</b>	<b>2,763,898</b>	<b>2,678,273</b>	<b>2,592,648</b>	<b>2,627,590</b>	
<b>Revenue</b>														
LCFF: State Aid	-	97,242	97,242	175,036	101,815	101,815	101,815	101,815	162,905	162,905	162,905	162,905	200,646	<b>1,629,046</b>
LCFF: EPA	-	-	-	177,838	-	149,202	-	-	149,202	-	-	120,566	0	<b>596,809</b>
LCFF: ILPT	48,378	96,757	64,504	-	55,831	55,831	55,831	55,831	55,831	55,831	55,831	55,831	13,686	<b>669,976</b>
Federal Revenue	-	54,108	32,614	32,344	2,301	129,456	2,301	2,301	129,456	2,301	2,301	2,301	145,597	<b>537,378</b>
Other State Revenues	9,479	9,479	128,358	17,061	48,052	17,860	17,860	178,880	17,860	17,860	17,860	17,860	114,072	<b>612,542</b>
Other Local Revenues	-	-	-	-	543	543	543	543	543	543	543	543	3,256	<b>7,597</b>
<b>Total Revenue</b>	<b>57,857</b>	<b>257,586</b>	<b>322,718</b>	<b>402,279</b>	<b>208,542</b>	<b>454,707</b>	<b>178,350</b>	<b>339,370</b>	<b>515,797</b>	<b>239,440</b>	<b>239,440</b>	<b>360,006</b>	<b>477,258</b>	<b>4,053,349</b>
<b>Expenses</b>														
Certificated Salaries	29,492	73,274	119,162	132,682	136,749	136,749	136,749	136,749	136,749	136,749	136,749	136,749	93,190	<b>1,541,791</b>
Classified Salaries	8,735	16,883	22,307	22,989	28,045	28,045	28,045	28,045	28,045	28,045	28,045	28,045	11,218	<b>306,489</b>
Benefits	22,622	45,564	39,392	35,264	54,948	54,948	54,948	54,948	54,948	54,948	54,948	54,948	18,077	<b>600,503</b>
Books and Supplies	15,488	9,830	11,707	6,352	12,327	12,327	12,327	12,327	12,327	12,327	12,327	12,327	12,096	<b>154,090</b>
Services and Operations	35,748	34,932	39,621	47,675	92,996	92,996	92,996	92,996	92,996	92,996	92,996	92,996	114,369	<b>1,016,312</b>
Depreciation / Cap Outlay	4,740	4,740	4,740	4,740	4,079	4,079	4,079	4,079	4,079	4,079	4,079	4,079	(2,647)	<b>48,945</b>
Other Outflows	-	-	-	-	-	-	-	-	-	-	-	-	-	<b>-</b>
<b>Total Expenses</b>	<b>116,825</b>	<b>185,223</b>	<b>236,928</b>	<b>249,703</b>	<b>329,143</b>	<b>329,143</b>	<b>329,143</b>	<b>329,143</b>	<b>329,143</b>	<b>329,143</b>	<b>329,143</b>	<b>329,143</b>	<b>246,303</b>	<b>3,668,129</b>
<b>Other Transactions Affecting Cash</b>														
Revenues - Prior Year Accruals	280,739	467,898	140,369	46,790	30,514	42,719								<b>1,009,029</b>
Accounts Receivable - Current Year														<b>-</b>
Other Assets/Accrual Adj	107,444													<b>107,444</b>
Fixed Assets - Depreciation Addback	4,740	4,740	4,740	4,740	4,079	4,079	4,079	4,079	4,079	4,079	4,079	4,079		<b>51,592</b>
Fixed Assets - Acquisitions														<b>-</b>
Due To (From)														<b>-</b>
Expenses - Prior Year Accruals	(164,438)	(54,813)	(41,110)	(13,703)	(51,649)	(17,216)								<b>(342,929)</b>
Accounts Payable - Current Year														<b>-</b>
Summer Holdback for Teachers														<b>-</b>
Loans Payable (Current)														<b>-</b>
Loans Payable (Long Term)														<b>-</b>
<b>Total Other Transactions</b>	<b>228,485</b>	<b>417,826</b>	<b>104,000</b>	<b>37,827</b>	<b>(17,057)</b>	<b>29,581</b>	<b>4,079</b>	<b>4,079</b>	<b>4,079</b>	<b>4,079</b>	<b>4,079</b>	<b>4,079</b>		<b>825,136</b>
<b>Total Change in Cash</b>	<b>169,517</b>	<b>490,189</b>	<b>189,790</b>	<b>190,403</b>	<b>(137,658)</b>	<b>155,146</b>	<b>(146,714)</b>	<b>14,306</b>	<b>190,732</b>	<b>(85,625)</b>	<b>(85,625)</b>	<b>34,941</b>		<b>1,210,357</b>
<b>ENDING CASH</b>	<b>1,817,705</b>	<b>2,307,894</b>	<b>2,497,684</b>	<b>2,688,087</b>	<b>2,550,429</b>	<b>2,705,574</b>	<b>2,558,860</b>	<b>2,573,166</b>	<b>2,763,898</b>	<b>2,678,273</b>	<b>2,592,648</b>	<b>2,627,590</b>		<<< = 261 days cash



2021-22 First Interim Budget (BOARD FINAL 11-29-2021)		Year To Date							Annual Budget	
<b>MSA 6</b>	Jul Actuals	Aug Actuals	Sep Actuals	Oct Actuals	Actual YTD	Approved Budget YTD	Variance	Board- Approved July Budget	Proposed 2021- 22 First Interim Budget	Current Budget vs. July Budget
Projected Average Daily Attendance:								77	78	1
<b>SUMMARY</b>										
<b>Revenue</b>										
LCFF Entitlement	26,500	99,583	81,921	172,525	380,529	225,706	154,822	852,263	902,847	50,584
Federal Revenue	2,415	35,256	34,458	19,887	92,017	44,548	47,469	650,517	700,339	49,822
Other State Revenues	8,101	12,405	64,232	-	84,737	68,530	16,208	200,022	206,394	6,372
Other Local Revenues	448	-	865	3,308	4,621	798	3,823	20,000	2,401	(17,599)
<b>Total Revenue</b>	<b>37,464</b>	<b>147,244</b>	<b>181,476</b>	<b>195,720</b>	<b>561,904</b>	<b>339,582</b>	<b>222,322</b>	<b>1,722,802</b>	<b>1,811,981</b>	<b>89,179</b>
<b>Expenditures</b>										
Certificated Salaries	21,386	33,441	51,353	53,082	159,262	188,167	(28,905)	658,008	766,736	108,728
Classified Salaries	5,759	10,781	13,314	13,167	43,020	36,529	6,492	155,050	164,379	9,329
Benefits	8,410	19,592	26,724	15,743	70,469	62,139	8,331	290,708	279,624	(11,085)
Books and Supplies	12,547	5,322	4,340	9,899	32,108	23,094	9,014	70,190	72,169	1,979
Services and Operating Exp.	15,556	28,738	27,845	46,937	119,076	104,837	14,238	469,192	471,768	2,575
Depreciation & Cap Outlay	-	-	8,532	-	8,532	10,246	(1,714)	30,737	30,737	-
Other Outflows	-	-	-	-	-	-	-	-	-	-
<b>Total Expenditures</b>	<b>63,658</b>	<b>97,873</b>	<b>132,107</b>	<b>138,828</b>	<b>432,466</b>	<b>425,011</b>	<b>7,455</b>	<b>1,673,885</b>	<b>1,785,412</b>	<b>111,527</b>
<b>Net Revenues</b>					<b>129,438</b>	<b>(85,429)</b>	<b>214,866</b>	<b>48,916</b>	<b>26,569</b>	<b>(22,347)</b>
<b>Fund Balance</b>										
Beginning Balance (Budgeted)									2,410,544	
Net Revenues									26,569	
<b>Ending Fund Balance</b>									<b>2,437,113</b>	
<b>Components of Fund Bal.</b>										
Available For Econ. Uncert.									2,352,591	
Restricted Balances (Est.)									48,595	
Net Fixed Assets									35,927	
<b>Ending Fund Balance</b>									<b>2,437,113</b>	

2021-22 First Interim Budget (BOARD FINAL 11-29-2021)		Year To Date						Annual Budget			
		Jul Actuals	Aug Actuals	Sep Actuals	Oct Actuals	Actual YTD	Approved Budget YTD	Variance	Board- Approved July Budget	Proposed 2021- 22 First Interim Budget	Current Budget vs. July Budget
<b>MSA 6</b>											
<b>REVENUE DETAIL</b>		<b>Jul</b>	<b>Aug</b>	<b>Sep</b>	<b>Oct</b>	<b>Actual YTD</b>	<b>Budget YTD</b>	<b>Variance</b>	<b>Board- Approved July Budget</b>	<b>Proposed 2021-22 First Interim Budget</b>	<b>Current Budget vs. First Interim</b>
		Actuals	Actuals	Actuals	Actuals						
<b>LCFF Entitlement</b>											
8011	State Aid	-	46,588	46,588	83,858	177,034	122,561	54,473	408,461	490,244	81,783
8012	EPA Entitlement	-	-	-	88,667	88,667	45,941	42,726	15,322	183,763	168,441
8019	Prior Year Adjustments	-	(5)	-	-	(5)	(5)	-	-	-	-
8096	InLieuPropTaxes	26,500	53,000	35,333	-	114,833	57,210	57,623	428,480	228,840	(199,640)
<b>SUBTOTAL - LCFF Entitlement</b>		<b>26,500</b>	<b>99,583</b>	<b>81,921</b>	<b>172,525</b>	<b>380,529</b>	<b>225,706</b>	<b>154,822</b>	<b>852,263</b>	<b>902,847</b>	<b>50,584</b>
<b>Federal Revenue</b>											
8181	SpEd - Revenue	2,415	4,800	3,220	-	10,435	3,158	7,277	9,290	9,870	580
8220	SchLunchFederal	-	-	-	-	-	-	-	-	-	-
8290	All Other Federal Revenue	-	30,456	31,238	19,887	81,581	41,389	40,192	641,227	690,469	49,242
8295	Prior Year Adjustments (Fed Rev	-	-	-	-	-	-	-	-	-	-
<b>SUBTOTAL - Federal Revenue</b>		<b>2,415</b>	<b>35,256</b>	<b>34,458</b>	<b>19,887</b>	<b>92,017</b>	<b>44,548</b>	<b>47,469</b>	<b>650,517</b>	<b>700,339</b>	<b>49,822</b>
<b>Other State Revenue</b>											
8311	SpEd Revenue	8,101	12,448	8,299	-	28,848	14,100	14,747	46,448	49,351	2,903
8520	SchoolNtrState	-	-	-	-	-	-	-	-	-	-
8550	MandCstReimburs	-	-	-	-	-	-	-	2,545	3,946	1,401
8560	StateLotteryRev	-	-	-	-	-	-	-	29,611	16,915	(12,696)
8590	AllOthStateRev	-	-	55,933	-	55,933	54,472	1,461	121,417	136,181	14,764
8595	Prior Year Adjustments (Other St	-	(43)	-	-	(43)	(43)	-	-	-	-
<b>SUBTOTAL - Other State Reven</b>		<b>8,101</b>	<b>12,405</b>	<b>64,232</b>	<b>-</b>	<b>84,737</b>	<b>68,530</b>	<b>16,208</b>	<b>200,022</b>	<b>206,394</b>	<b>6,372</b>
<b>Local Revenue</b>											
8600	Other Local Rev	-	-	-	-	-	-	-	-	-	-
8660	Interest	-	-	-	-	-	-	-	-	-	-
8698	OthRev-Suspense	-	-	-	-	-	-	-	-	-	-
8690	Prior Year Adj (Local1)	-	-	-	-	-	-	-	-	-	-

2021-22 First Interim Budget (BOARD FINAL 11-29-2021)		Year To Date							Annual Budget		
		Jul Actuals	Aug Actuals	Sep Actuals	Oct Actuals	Actual YTD	Approved Budget YTD	Variance	Board- Approved July Budget	Proposed 2021- 22 First Interim Budget	Current Budget vs. July Budget
<b>MSA 6</b>											
8695	Prior Year Adj (Local2)	-	-	-	-	-	-	-	-	-	-
8699	Other Revenue	398	-	865	-	1,263	398	865	-	1,000	1,000
8999	Misc Revenue (Suspense)	50	-	-	-	50	-	50	-	-	-
	<b>SUBTOTAL - Local Revenue</b>	<b>448</b>	<b>-</b>	<b>865</b>	<b>-</b>	<b>1,313</b>	<b>398</b>	<b>915</b>	<b>-</b>	<b>1,000</b>	<b>1,000</b>

2021-22 First Interim Budget (BOARD FINAL 11-29-2021)		Year To Date						Annual Budget		
		Jul Actuals	Aug Actuals	Sep Actuals	Oct Actuals	Actual YTD	Approved Budget YTD	Variance	Board- Approved July Budget	Proposed 2021- 22 First Interim Budget
<b>MSA 6</b>										
<b>Fundraising &amp; Grants</b>										
8802	Donations - Private	-	-	-	-	-	-	-	-	-
8803	Fundraising	-	-	-	3,308	3,308	400	2,908	20,000	1,401 (18,599)
<b>SUBTOTAL - Fundraising &amp; Grants</b>		-	-	-	<b>3,308</b>	<b>3,308</b>	<b>400</b>	<b>2,908</b>	<b>20,000</b>	<b>1,401 (18,599)</b>
<b>TOTAL REVENUE</b>		<b>37,464</b>	<b>147,244</b>	<b>181,476</b>	<b>195,720</b>	<b>561,904</b>	<b>339,582</b>	<b>222,322</b>	<b>1,722,802</b>	<b>1,811,981 89,179</b>
<b>EXPENSES</b>										
<b>Certificated Salaries</b>										
1100	TeacherSalaries	14,211	24,691	42,603	44,132	125,637	151,833	(26,197)	440,900	562,676 121,776
1200	Cert Aid	-	-	-	-	-	962	(962)	8,248	6,732 (1,516)
1300	Cert Adminis	7,175	8,750	8,750	8,950	33,625	35,372	(1,747)	208,860	197,328 (11,532)
<b>SUBTOTAL - Certificated Salaries</b>		<b>21,386</b>	<b>33,441</b>	<b>51,353</b>	<b>53,082</b>	<b>159,262</b>	<b>188,167</b>	<b>(28,905)</b>	<b>658,008</b>	<b>766,736 108,728</b>
<b>Classified Salaries</b>										
2100	Instructional Aides	1,280	4,703	7,236	6,940	20,160	13,518	6,642	48,731	60,831 12,100
2200	Classified Support	-	-	-	-	-	6,471	(6,471)	41,891	29,120 (12,771)
2300	Classified Admin	-	-	-	-	-	-	-	-	-
2400	Clerical & Tech	3,039	6,077	6,077	6,227	21,421	16,540	4,881	64,428	74,428 10,000
2900	OtherClassStaff	1,440	-	-	-	1,440	-	1,440	-	-
<b>SUBTOTAL - Classified Salaries</b>		<b>5,759</b>	<b>10,781</b>	<b>13,314</b>	<b>13,167</b>	<b>43,020</b>	<b>36,529</b>	<b>6,492</b>	<b>155,050</b>	<b>164,379 9,329</b>
<b>Employee Benefits</b>										
3101	STRS-Certified	3,231	5,658	8,689	8,981	26,560	28,144	(1,585)	99,056	126,650 27,594
3102	STRS-Classified	-	-	-	-	-	-	-	-	-
3201	PERS-Cert	-	-	-	-	-	-	-	-	-
3202	PERS-Classified	1,063	2,470	3,050	2,961	9,544	4,815	4,729	19,373	21,666 2,293
3301	OASDI/Med-Cert	310	487	738	763	2,298	3,979	(1,680)	13,032	17,904 4,872
3302	OASDI/Med-Class	441	825	1,018	1,007	3,291	41	3,250	1,925	184 (1,741)
3401	HlthWelfareCert	677	9,109	11,905	85	21,777	20,306	1,470	92,877	91,378 (1,499)
3402	HlthWelfareCert	-	-	-	-	-	1,812	(1,812)	45,095	8,156 (36,939)

2021-22 First Interim Budget (BOARD FINAL 11-29-2021)		Year To Date							Annual Budget		
		Jul Actuals	Aug Actuals	Sep Actuals	Oct Actuals	Actual YTD	Approved Budget YTD	Variance	Board- Approved July Budget	Proposed 2021- 22 First Interim Budget	Current Budget vs. July Budget
<b>MSA 6</b>											
3501	UI-Certificated	(441)	-	280	902	741	349	392	16,953	1,570	(15,383)
3502	UI-Classified	-	-	-	-	-	26	(26)	2,397	116	(2,281)
3601	WorkersCmp-Cert	3,130	1,043	1,043	1,043	6,259	2,667	3,592	-	12,000	12,000
3602	WorkersCmp-Class	-	-	-	-	-	-	-	-	-	-
3701	Other Retirement-Cert	-	-	-	-	-	-	-	-	-	-
3901	OthBenes-Cert	-	-	-	-	-	-	-	-	-	-
3902	OthBenes-Class	-	-	-	-	-	-	-	-	-	-
3990	PY Bene Adj	-	-	-	-	-	-	-	-	-	-
<b>SUBTOTAL - Employee Benefit</b>		<b>8,410</b>	<b>19,592</b>	<b>26,724</b>	<b>15,743</b>	<b>70,469</b>	<b>62,139</b>	<b>8,331</b>	<b>290,708</b>	<b>279,624</b>	<b>(11,085)</b>

2021-22 First Interim Budget (BOARD FINAL 11-29-2021)								Year To Date		Annual Budget	
MSA 6	Jul	Aug	Sep	Oct	Actual YTD	Approved	Variance	Board-	Proposed 2021-	Current Budget	
	Actuals	Actuals	Actuals	Actuals		Budget YTD		Approved July	22 First Interim	vs. July Budget	
								Budget	Budget		
<b>Books &amp; Supplies</b>											
4100	Text&CoreCurric	-	-	-	4,244	4,244	1,600	2,644	-	5,000	5,000
4200	BooksOthRefMats	-	-	-	-	-	-	-	-	-	-
4300	Materials and Supplies	-	-	-	-	-	-	-	-	-	-
4310	Ins Mats & Sups	-	-	-	378	378	1,983	(1,605)	6,000	6,196	196
4315	OthrSupplies	-	-	-	-	-	-	-	-	-	-
4320	Office Supplies	55	806	1,473	2,599	4,934	3,520	1,414	11,000	11,000	-
4325	ProfDevMat&Sups	-	-	-	-	-	-	-	-	-	-
4326	Arts&MusicSupps	-	-	-	-	-	640	(640)	2,000	2,000	-
4335	PE Supplies	-	-	-	-	-	803	(803)	1,000	2,508	1,508
4340	Educat Software	12,492	4,201	-	2,079	18,772	8,149	10,623	27,284	25,465	(1,819)
4345	NonInstStdntSup	-	-	80	-	80	160	(80)	-	500	500
4346	TeacherSupplies	-	150	270	433	853	1,600	(747)	5,000	5,000	-
4350	Cust. Supplies	-	-	-	-	-	1,600	(1,600)	5,000	5,000	-
4351	Yearbook	-	-	-	-	-	-	-	-	-	-
4390	Uniforms	-	-	2,254	-	2,254	800	1,454	7,406	2,500	(4,906)
4400	NonCapEquip-Gen	-	-	-	-	-	640	(640)	500	2,000	1,500
4410	ClssrmFrnEq<5k	-	-	-	-	-	-	-	-	-	-
4430	OfficeFurnEq<5k	-	-	-	-	-	640	(640)	2,000	2,000	-
4440	Computers <\$5k	-	-	-	-	-	-	-	-	-	-
4460	Fixed Asset Susp (Facility)	-	-	-	-	-	-	-	-	-	-
4461	Fixed Asset Susp (Imp)	-	-	-	-	-	-	-	-	-	-
4464	Equipment (Pre-Cap)	-	-	-	-	-	-	-	-	-	-
4710	Food	-	-	-	-	-	320	(320)	1,000	1,000	-
4720	Food:Other Food	-	-	262	331	594	640	(46)	2,000	2,000	-
4990	Prior Year Adj (Mat'ls)	-	-	-	-	-	-	-	-	-	-
4999	Misc Expenditure (Suspense)	-	165	-	(165)	-	-	-	-	-	-
<b>SUBTOTAL - Books and Suppli</b>		<b>12,547</b>	<b>5,322</b>	<b>4,340</b>	<b>9,899</b>	<b>32,108</b>	<b>23,094</b>	<b>9,014</b>	<b>70,190</b>	<b>72,169</b>	<b>1,979</b>

2021-22 First Interim Budget (BOARD FINAL 11-29-2021)		Year To Date						Annual Budget			
		Jul Actuals	Aug Actuals	Sep Actuals	Oct Actuals	Actual YTD	Approved Budget YTD	Variance	Board- Approved July Budget	Proposed 2021- 22 First Interim Budget	Current Budget vs. July Budget
<b>MSA 6</b>											
<b>Services &amp; Other Operating Expenses</b>											
5101	CMO Fees	-	-	-	-	-	8,366	(8,366)	43,796	37,648	(6,148)
5200	Travel & Conference	-	-	-	-	-	-	-	-	-	-
5205	Conference Fees	-	-	-	-	-	222	(222)	1,000	1,000	-
5210	MilesParkTolls	-	-	-	-	-	222	(222)	1,000	1,000	-
5215	TravConferences	-	-	-	-	-	-	-	-	-	-
5220	TraLodging	-	-	-	-	-	667	(667)	3,000	3,000	-
5300	DuesMemberships	346	-	-	312	658	556	102	2,500	2,500	-
5450	Other Insurance	4,832	1,611	1,611	1,611	9,665	3,778	5,887	20,000	17,000	(3,000)
5500	OpsHousekeeping	-	7,862	5,020	(1)	12,881	4,444	8,436	-	20,000	20,000
5510	Gas & Electric	281	-	-	-	281	111	170	-	500	500
5610	Rent & Leases	-	-	10,750	-	10,750	35,556	(24,806)	160,000	160,000	-
5620	EquipmentLeases	495	247	247	270	1,260	1,600	(340)	7,200	7,200	-
5630	Reps&MaintBldng	3,283	-	-	-	3,283	444	2,839	2,000	2,000	-
5800	ProfessServices	720	501	411	17,392	19,025	6,180	12,845	14,140	27,808	13,668
5810	Legal	-	-	198	-	198	1,111	(913)	5,000	5,000	-
5813	SchPrgAftSchool	-	-	-	-	-	-	-	-	-	-
5814	SchPrgAcadComps	-	-	-	-	-	-	-	-	-	-
5819	SchlProgs-Other	-	-	-	-	-	222	(222)	51,000	1,000	(50,000)
5820	Audit & CPA	-	1,727	-	3,927	5,655	2,000	3,655	9,000	9,000	-
5825	DMSBusiness Svcs	-	-	-	-	-	-	-	-	-	-
5835	Field Trips	-	-	-	-	-	-	-	-	-	-
5836	FieldTrip Trans	-	8,182	-	16,366	24,547	20,000	4,547	-	90,000	90,000
5840	MarkngStdtRecrt	405	411	312	-	1,129	1,111	18	-	5,000	5,000
5850	Oversight Fees	954	1,958	1,272	-	4,184	2,006	2,177	9,000	9,028	28
5857	Payroll Fees	946	610	725	725	3,005	2,000	1,005	9,000	9,000	-
5860	Service Fees	751	39	33	14	836	222	614	1,000	1,000	-
5861	Prior Year Services	-	-	-	-	-	-	-	-	-	-
5863	Prof Developmnt	51	60	-	-	111	222	(111)	-	1,000	1,000
5864	Prof Dev-Other	-	-	-	4,499	4,499	3,139	1,360	9,616	14,126	4,510
5865	Professional Development LLM	-	-	-	-	-	-	-	-	-	-
5869	SpEd Ctrct Inst	-	5	1,559	-	1,564	1,111	453	84,790	5,000	(79,790)

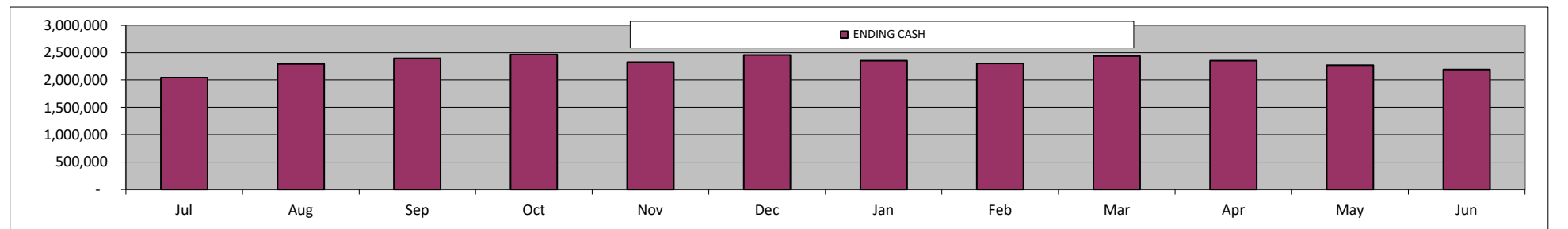


2021-22 First Interim Budget (BOARD FINAL 11-29-2021)		Year To Date							Annual Budget		
		Jul Actuals	Aug Actuals	Sep Actuals	Oct Actuals	Actual YTD	Approved Budget YTD	Variance	Board- Approved July Budget	Proposed 2021- 22 First Interim Budget	Current Budget vs. July Budget
<b>MSA 6</b>											
5870	Livescan	-	-	-	147	147	67	80	300	300	-
5872	SPED Fees (incl Encroachment)	1,728	3,456	2,304	-	7,488	2,632	4,856	-	11,844	11,844
5875	Staff Recruiting	-	-	-	-	-	-	-	-	-	-
5884	Substitutes	-	-	1,865	-	1,865	1,111	754	5,000	5,000	-
5890	OthSvcsNon-Inst	-	-	-	-	-	-	-	-	-	-
5900	Communications	-	-	27	17	44	889	(845)	11,000	4,000	(7,000)
5910	Communications 2	-	-	-	-	-	-	-	-	-	-
5920	TelecomInternet	216	401	544	165	1,326	1,111	215	-	5,000	5,000
5930	PostageDelivery	-	-	-	-	-	667	(667)	3,000	3,000	-
5940	Technology	548	1,667	967	1,494	4,675	3,070	1,606	16,850	13,813	(3,037)
5990	Prior Year Adj (Services)	-	-	-	-	-	-	-	-	-	-
<b>SUBTOTAL - Services &amp; Other</b>		<b>15,556</b>	<b>28,738</b>	<b>27,845</b>	<b>46,937</b>	<b>119,076</b>	<b>104,837</b>	<b>14,238</b>	<b>469,192</b>	<b>471,768</b>	<b>2,575</b>

2021-22 First Interim Budget (BOARD FINAL 11-29-2021)		Year To Date						Annual Budget		
		Jul Actuals	Aug Actuals	Sep Actuals	Oct Actuals	Actual YTD	Approved Budget YTD	Variance	Board- Approved July Budget	Proposed 2021- 22 First Interim Budget
<b>MSA 6</b>										
<b>Capital Outlay &amp; Depreciation</b>										
6400	EquipFixed	-	-	-	-	-	-	-	-	-
6900	Depreciation	-	-	8,532	-	8,532	10,246	(1,714)	30,737	30,737
<b>SUBTOTAL - Capital Outlay &amp; Depreciation</b>		-	-	8,532	-	8,532	10,246	(1,714)	30,737	30,737
<b>Other Outflows</b>										
7299	Other Outgo (not incl. SPED Enc	-	-	-	-	-	-	-	-	-
7310	Indirect Costs	-	-	-	-	-	-	-	-	-
7438	InterestExpense	-	-	-	-	-	-	-	-	-
<b>SUBTOTAL - Other Outflows</b>		-	-	-	-	-	-	-	-	-
<b>TOTAL EXPENSES</b>		<b>63,658</b>	<b>97,873</b>	<b>132,107</b>	<b>138,828</b>	<b>432,466</b>	<b>425,011</b>	<b>7,455</b>	<b>1,673,885</b>	<b>1,785,412</b>

**Monthly Update - Monthly Cash Flow (Projections) 2021-22**

<b>MSA-6</b>	Jul	Aug	Sep	Oct	Nov	Dec	Jan	Feb	Mar	Apr	May	Jun	Accruals	<b>TOTAL</b>
	<b>ACTUALS</b>	<b>ACTUALS</b>	<b>ACTUALS</b>	<b>ACTUALS</b>	<b>BUDGET</b>	<b>BUDGET</b>	<b>BUDGET</b>	<b>BUDGET</b>	<b>BUDGET</b>	<b>BUDGET</b>	<b>BUDGET</b>	<b>BUDGET</b>	<b>BUDGET</b>	
<b>BEGINNING CASH</b>	<b>2,037,758</b>	<b>2,043,115</b>	<b>2,294,103</b>	<b>2,395,646</b>	<b>2,467,374</b>	<b>2,329,016</b>	<b>2,457,783</b>	<b>2,352,736</b>	<b>2,303,604</b>	<b>2,438,386</b>	<b>2,354,609</b>	<b>2,270,833</b>	<b>2,190,848</b>	
<b>Revenue</b>														
LCFF: State Aid	-	46,588	46,588	83,858	-	30,640	30,640	30,640	49,024	49,024	49,024	49,024	25,192	<b>490,244</b>
LCFF: EPA	-	-	-	88,667	-	45,941	-	-	45,941	-	-	3,215	(0)	<b>183,763</b>
LCFF: ILPT	26,500	53,000	35,333	-	-	15,256	15,256	15,256	15,256	15,256	15,256	15,256	7,215	<b>228,840</b>
Federal Revenue	2,415	35,256	34,458	19,887	790	173,407	790	790	173,407	790	790	790	256,771	<b>700,339</b>
Other State Revenues	8,101	12,405	64,232	-	16,117	5,903	5,903	60,376	5,903	5,903	5,903	5,903	9,745	<b>206,394</b>
Other Local Revenues	-	-	-	3,308	-	-	-	-	-	-	-	-	(907)	<b>2,401</b>
<b>Total Revenue</b>	<b>37,016</b>	<b>147,249</b>	<b>180,611</b>	<b>195,720</b>	<b>16,906</b>	<b>271,147</b>	<b>52,589</b>	<b>107,062</b>	<b>289,531</b>	<b>70,973</b>	<b>70,973</b>	<b>74,188</b>	<b>298,015</b>	<b>1,811,981</b>
<b>Expenses</b>														
Certificated Salaries	21,386	33,441	51,353	53,082	68,067	68,067	68,067	68,067	68,067	68,067	68,067	68,067	62,939	<b>766,736</b>
Classified Salaries	5,759	10,781	13,314	13,167	15,041	15,041	15,041	15,041	15,041	15,041	15,041	15,041	1,029	<b>164,379</b>
Benefits	8,410	19,592	26,724	15,743	25,586	25,586	25,586	25,586	25,586	25,586	25,586	25,586	4,462	<b>279,624</b>
Books and Supplies	12,547	5,322	4,340	9,899	5,774	5,774	5,774	4,330	2,887	2,887	2,887	2,309	7,441	<b>72,169</b>
Services and Operations	15,556	28,738	27,845	46,937	43,168	43,168	43,168	43,168	43,168	43,168	43,168	43,168	7,346	<b>471,768</b>
Depreciation / Cap Outlay	-	-	8,532	-	2,561	2,561	2,561	2,561	2,561	2,561	2,561	2,561	1,714	<b>30,737</b>
Other Outflows	-	-	-	-	-	-	-	-	-	-	-	-	-	<b>-</b>
<b>Total Expenses</b>	<b>63,658</b>	<b>97,873</b>	<b>132,107</b>	<b>138,828</b>	<b>160,198</b>	<b>160,198</b>	<b>160,198</b>	<b>158,754</b>	<b>157,311</b>	<b>157,311</b>	<b>157,311</b>	<b>156,734</b>	<b>84,931</b>	<b>1,785,412</b>
<b>Other Transactions Affecting Cash</b>														
Revenues - Prior Year Accruals	142,269	237,115	71,135	23,712	13,561	18,986	-	-	-	-	-	-	-	<b>506,778</b>
Accounts Receivable - Current Year	-	-	-	-	-	-	-	-	-	-	-	-	-	<b>-</b>
Other Assets/Accrual Adj	(3,761)	-	-	-	-	-	-	-	-	-	-	-	-	<b>(3,761)</b>
Fixed Assets - Depreciation Addback	-	-	8,532	-	2,561	2,561	2,561	2,561	2,561	2,561	2,561	2,561	-	<b>29,023</b>
Fixed Assets - Acquisitions	-	-	-	-	-	-	-	-	-	-	-	-	-	<b>-</b>
Due To (From)	-	-	-	-	-	-	-	-	-	-	-	-	-	<b>-</b>
Expenses - Prior Year Accruals	(106,510)	(35,503)	(26,627)	(8,876)	(11,188)	(3,729)	-	-	-	-	-	-	-	<b>(192,434)</b>
Accounts Payable - Current Year	-	-	-	-	-	-	-	-	-	-	-	-	-	<b>-</b>
Summer Holdback for Teachers	-	-	-	-	-	-	-	-	-	-	-	-	-	<b>-</b>
Loans Payable (Current)	-	-	-	-	-	-	-	-	-	-	-	-	-	<b>-</b>
Loans Payable (Long Term)	-	-	-	-	-	-	-	-	-	-	-	-	-	<b>-</b>
<b>Total Other Transactions</b>	<b>31,999</b>	<b>201,612</b>	<b>53,039</b>	<b>14,836</b>	<b>4,934</b>	<b>17,818</b>	<b>2,561</b>	<b>2,561</b>	<b>2,561</b>	<b>2,561</b>	<b>2,561</b>	<b>2,561</b>	<b>2,561</b>	<b>339,606</b>
<b>Total Change in Cash</b>	<b>5,357</b>	<b>250,988</b>	<b>101,542</b>	<b>71,728</b>	<b>(138,357)</b>	<b>128,767</b>	<b>(105,047)</b>	<b>(49,132)</b>	<b>134,782</b>	<b>(83,776)</b>	<b>(83,776)</b>	<b>(79,984)</b>		<b>366,175</b>
<b>ENDING CASH</b>	<b>2,043,115</b>	<b>2,294,103</b>	<b>2,395,646</b>	<b>2,467,374</b>	<b>2,329,016</b>	<b>2,457,783</b>	<b>2,352,736</b>	<b>2,303,604</b>	<b>2,438,386</b>	<b>2,354,609</b>	<b>2,270,833</b>	<b>2,190,848</b>		<<< = 448 days cash



2021-22 First Interim Budget (BOARD FINAL 11-29-2021)					Year To Date				Annual Budget	
MSA 7	Jul	Aug	Sep	Oct	Actual YTD	Approved	Variance	Board-	Proposed 2021-	Current Budget vs. July Budget
	Actuals	Actuals	Actuals	Actuals		Budget YTD		Approved July Budget	22 First Interim Budget	
Projected Average Daily Attendance:								278	260	(18)
<b>SUMMARY</b>										
<b>Revenue</b>										
LCFF Entitlement	48,720	188,850	156,402	316,200	710,172	758,854	(48,683)	3,089,032	3,035,547	(53,485)
Federal Revenue	4,440	61,539	34,206	26,342	126,526	72,980	53,546	390,244	401,825	11,581
Other State Revenues	11,443	22,783	123,875	-	158,101	309,454	(151,353)	834,097	885,227	51,130
Other Local Revenues	816	1,749	-	6,462	9,026	10,338	(1,312)	20,000	4,593	(15,407)
<b>Total Revenue</b>	<b>65,419</b>	<b>274,920</b>	<b>314,483</b>	<b>349,003</b>	<b>1,003,824</b>	<b>1,151,626</b>	<b>(147,802)</b>	<b>4,333,373</b>	<b>4,327,192</b>	<b>(6,181)</b>
<b>Expenditures</b>										
Certificated Salaries	30,255	62,497	107,002	110,867	310,621	355,691	(45,070)	1,461,189	1,403,511	(57,678)
Classified Salaries	9,127	24,197	43,885	41,446	118,655	133,950	(15,295)	582,078	602,774	20,696
Benefits	14,307	38,514	41,018	33,994	127,834	140,271	(12,437)	635,076	631,219	(3,857)
Books and Supplies	10,373	12,762	6,782	22,670	52,587	37,373	15,214	114,300	116,790	2,490
Services and Operating Exp.	95,400	105,563	75,839	114,527	391,328	316,466	74,862	1,383,631	1,424,095	40,464
Depreciation & Cap Outlay	-	-	15,147	-	15,147	20,517	(5,370)	61,550	61,550	-
Other Outflows	-	-	-	-	-	-	-	-	-	-
<b>Total Expenditures</b>	<b>159,463</b>	<b>243,533</b>	<b>289,671</b>	<b>323,505</b>	<b>1,016,172</b>	<b>1,004,267</b>	<b>11,904</b>	<b>4,237,824</b>	<b>4,239,940</b>	<b>2,116</b>
<b>Net Revenues</b>					<b>(12,348)</b>	<b>147,359</b>	<b>(159,706)</b>	<b>95,549</b>	<b>87,252</b>	<b>(8,297)</b>
<b>Fund Balance</b>										
Beginning Balance (Budgeted)									2,499,146	
Net Revenues									87,252	
<b>Ending Fund Balance</b>									<b>2,586,398</b>	
<b>Components of Fund Bal.</b>										
Available For Econ. Uncert.									2,143,609	
Restricted Balances (Est.)									54,300	
Net Fixed Assets									388,488	
<b>Ending Fund Balance</b>									<b>2,586,398</b>	

2021-22 First Interim Budget (BOARD FINAL 11-29-2021)		Year To Date						Annual Budget			
<b>MSA 7</b>		Jul Actuals	Aug Actuals	Sep Actuals	Oct Actuals	Actual YTD	Approved Budget YTD	Variance	Board- Approved July Budget	Proposed 2021- 22 First Interim Budget	Current Budget vs. July Budget

<b>REVENUE DETAIL</b>		Jul Actuals	Aug Actuals	Sep Actuals	Oct Actuals	Actual YTD	Budget YTD	Variance	Board- Approved July Budget	Proposed 2021-22 First Interim Budget	Current Budget vs. First Interim
<b>LCFF Entitlement</b>											
8011	State Aid	-	91,442	91,442	164,595	347,479	425,366	(77,887)	1,763,854	1,701,464	(62,390)
8012	EPA Entitlement	-	-	-	151,605	151,605	142,591	9,014	537,421	570,365	32,944
8019	Prior Year Adjustments	-	(32)	-	-	(32)	(32)	-	-	-	-
8096	InLieuPropTaxes	48,720	97,440	64,960	-	211,120	190,930	20,191	787,757	763,718	(24,039)
<b>SUBTOTAL - LCFF Entitlement</b>		<b>48,720</b>	<b>188,850</b>	<b>156,402</b>	<b>316,200</b>	<b>710,172</b>	<b>758,854</b>	<b>(48,683)</b>	<b>3,089,032</b>	<b>3,035,547</b>	<b>(53,485)</b>
<b>Federal Revenue</b>											
8181	SpEd - Revenue	4,440	8,813	5,920	-	19,173	10,354	8,819	33,745	32,358	(1,387)
8220	SchLunchFederal	-	-	-	-	-	-	-	-	-	-
8290	All Other Federal Revenue	-	52,725	28,286	26,342	107,352	62,625	44,727	356,499	369,468	12,969
8295	Prior Year Adjustments (Fed Rev	-	0	-	-	0	0	-	-	-	-
<b>SUBTOTAL - Federal Revenue</b>		<b>4,440</b>	<b>61,539</b>	<b>34,206</b>	<b>26,342</b>	<b>126,526</b>	<b>72,980</b>	<b>53,546</b>	<b>390,244</b>	<b>401,825</b>	<b>11,581</b>
<b>Other State Revenue</b>											
8311	SpEd Revenue	11,443	22,886	15,257	-	49,586	46,225	3,361	168,723	161,789	(6,934)
8520	SchoolNutrState	-	-	-	-	-	-	-	-	-	-
8550	MandCstReimburs	-	-	-	-	-	-	-	4,796	9,389	4,593
8560	StateLotteryRev	-	-	-	-	-	-	-	55,784	55,720	(64)
8590	AllOthStateRev	-	-	108,618	-	108,618	263,332	(154,714)	604,794	658,329	53,535
8595	Prior Year Adjustments (Other St	-	(103)	-	-	(103)	(103)	-	-	-	-
<b>SUBTOTAL - Other State Revenue</b>		<b>11,443</b>	<b>22,783</b>	<b>123,875</b>	<b>-</b>	<b>158,101</b>	<b>309,454</b>	<b>(151,353)</b>	<b>834,097</b>	<b>885,227</b>	<b>51,130</b>
<b>Local Revenue</b>											
8600	Other Local Rev	-	-	-	-	-	-	-	-	-	-
8660	Interest	-	-	-	-	-	-	-	-	-	-
8698	OthRev-Suspense	-	-	-	-	-	-	-	-	-	-
8690	Prior Year Adj (Local1)	-	-	-	-	-	-	-	-	-	-

2021-22 First Interim Budget (BOARD FINAL 11-29-2021)		Year To Date							Annual Budget		
		Jul Actuals	Aug Actuals	Sep Actuals	Oct Actuals	Actual YTD	Approved Budget YTD	Variance	Board- Approved July Budget	Proposed 2021- 22 First Interim Budget	Current Budget vs. July Budget
<b>MSA 7</b>											
8695	Prior Year Adj (Local2)	-	-	-	-	-	-	-	-	-	-
8699	Other Revenue	816	-	-	6,462	7,277	7,277	-	-	-	-
8999	Misc Revenue (Suspense)	-	-	-	-	-	-	-	-	-	-
<b>SUBTOTAL - Local Revenue</b>		<b>816</b>	<b>1,749</b>	<b>-</b>	<b>6,462</b>	<b>9,026</b>	<b>9,026</b>	<b>-</b>	<b>-</b>	<b>-</b>	<b>-</b>

2021-22 First Interim Budget (BOARD FINAL 11-29-2021)		Year To Date							Annual Budget		
		Jul Actuals	Aug Actuals	Sep Actuals	Oct Actuals	Actual YTD	Approved Budget YTD	Variance	Board- Approved July Budget	Proposed 2021- 22 First Interim Budget	Current Budget vs. July Budget
<b>MSA 7</b>											
<b>Fundraising &amp; Grants</b>											
8802	Donations - Private	-	-	-	-	-	-	-	-	-	
8803	Fundraising	-	-	-	-	-	1,312	(1,312)	20,000	4,593 (15,407)	
<b>SUBTOTAL - Fundraising &amp; Gr</b>		-	-	-	-	-	<b>1,312</b>	<b>(1,312)</b>	<b>20,000</b>	<b>4,593 (15,407)</b>	
<b>TOTAL REVENUE</b>		<b>65,419</b>	<b>274,920</b>	<b>314,483</b>	<b>349,003</b>	<b>1,003,824</b>	<b>1,151,626</b>	<b>(147,802)</b>	<b>4,333,373</b>	<b>4,327,192 (6,181)</b>	
<b>EXPENSES</b>											
<b>Certificated Salaries</b>											
1100	TeacherSalaries	24,515	54,017	98,522	102,387	279,441	317,531	(38,090)	1,206,977	1,176,733 (30,244)	
1200	Cert Aid	-	-	-	-	-	1,362	(1,362)	37,200	9,534 (27,666)	
1300	Cert Adminis	5,740	8,480	8,480	8,480	31,180	36,798	(5,618)	217,012	217,244 232	
<b>SUBTOTAL - Certificated Salar</b>		<b>30,255</b>	<b>62,497</b>	<b>107,002</b>	<b>110,867</b>	<b>310,621</b>	<b>355,691</b>	<b>(45,070)</b>	<b>1,461,189</b>	<b>1,403,511 (57,678)</b>	

2021-22 First Interim Budget (BOARD FINAL 11-29-2021)		Year To Date							Annual Budget		
		Jul Actuals	Aug Actuals	Sep Actuals	Oct Actuals	Actual YTD	Approved Budget YTD	Variance	Board- Approved July Budget	Proposed 2021- 22 First Interim Budget	Current Budget vs. July Budget
<b>MSA 7</b>											
<b>Classified Salaries</b>											
2100	Instructional Aides	2,737	7,189	25,311	23,493	58,730	76,882	(18,152)	319,107	345,969	26,862
2200	Classified Support	3,768	11,764	13,329	12,710	41,571	21,598	19,974	110,813	97,189	(13,624)
2300	Classified Admin	-	-	-	-	-	-	-	-	-	-
2400	Clerical & Tech	2,622	5,244	5,244	5,244	18,354	35,470	(17,116)	152,158	159,617	7,459
2900	OtherClassStaff	-	-	-	-	-	-	-	-	-	-
<b>SUBTOTAL - Classified Salaries</b>		<b>9,127</b>	<b>24,197</b>	<b>43,885</b>	<b>41,446</b>	<b>118,655</b>	<b>133,950</b>	<b>(15,295)</b>	<b>582,078</b>	<b>602,774</b>	<b>20,696</b>
<b>Employee Benefits</b>											
3101	STRS-Certified	5,106	10,541	18,079	18,733	52,460	51,321	1,139	214,173	230,945	16,772
3102	STRS-Classified	-	-	-	-	-	-	-	-	-	-
3201	PERS-Cert	-	-	-	-	-	-	-	-	-	-
3202	PERS-Classified	1,354	5,075	9,245	8,772	24,446	22,220	2,227	99,439	99,989	550
3301	OASDI/Med-Cert	439	907	1,549	1,605	4,499	5,914	(1,415)	29,421	26,615	(2,806)
3302	OASDI/Med-Class	698	1,849	3,357	3,171	9,075	6,187	2,888	22,138	27,841	5,703
3401	HlthWelfareCert	1,606	18,522	7,160	93	27,381	32,882	(5,500)	142,895	147,968	5,073
3402	HlthWelfareCert	-	-	-	-	-	16,946	(16,946)	96,510	76,259	(20,251)
3501	UI-Certificated	243	-	-	-	243	606	(363)	7,207	2,727	(4,480)
3502	UI-Classified	-	-	-	-	-	195	(195)	1,293	876	(417)
3601	WorkersCmp-Cert	4,861	1,620	1,620	1,620	9,721	-	9,721	-	-	-
3602	WorkersCmp-Class	-	-	-	-	-	4,000	(4,000)	22,000	18,000	(4,000)
3701	Other Retirement-Cert	-	-	-	-	-	-	-	-	-	-
3901	OthBenes-Cert	-	-	7	-	7	-	7	-	-	-
3902	OthBenes-Class	-	-	-	-	-	-	-	-	-	-
3990	PY Bene Adj	-	-	-	-	-	-	-	-	-	-
<b>SUBTOTAL - Employee Benefit</b>		<b>14,307</b>	<b>38,514</b>	<b>41,018</b>	<b>33,994</b>	<b>127,834</b>	<b>140,271</b>	<b>(12,437)</b>	<b>635,076</b>	<b>631,219</b>	<b>(3,857)</b>



2021-22 First Interim Budget (BOARD FINAL 11-29-2021)		Year To Date						Annual Budget			
		Jul Actuals	Aug Actuals	Sep Actuals	Oct Actuals	Actual YTD	Approved Budget YTD	Variance	Board- Approved July Budget	Proposed 2021- 22 First Interim Budget	Current Budget vs. July Budget
<b>MSA 7</b>											
<b>Books &amp; Supplies</b>											
4100	Text&CoreCurric	-	775	-	10,756	11,531	4,160	7,371	13,000	13,000	-
4200	BooksOthRefMats	-	-	-	-	-	-	-	-	-	-
4300	Materials and Supplies										
4310	Ins Mats & Sups	793	(88)	214	152	1,071	4,545	(3,474)	13,000	14,204	1,204
4315	OthrSupplies	-	-	-	-	-	-	-	-	-	-
4320	Office Supplies	221	1,633	909	2,082	4,845	4,480	365	14,000	14,000	-
4325	ProfDevMat&Sups	-	-	-	-	-	-	-	-	-	-
4326	Arts&MusicSupps	-	-	-	-	-	320	(320)	1,000	1,000	-
4335	PE Supplies	-	-	70	720	790	640	150	2,000	2,000	-
4340	Educat Software	9,360	8,828	571	-	18,758	9,738	9,020	28,136	30,432	2,296
4345	NonInstStdntSup	-	171	788	114	1,072	3,200	(2,128)	10,000	10,000	-
4346	TeacherSupplies	-	-	-	-	-	-	-	-	-	-
4350	Cust. Supplies	-	628	2,732	853	4,214	3,200	1,014	10,000	10,000	-
4351	Yearbook	-	-	-	-	-	384	(384)	1,200	1,200	-
4390	Uniforms	-	-	-	6,583	6,583	2,285	4,298	8,964	7,139	(1,825)
4400	NonCapEquip-Gen	-	-	-	1,323	1,323	640	683	2,000	2,000	-
4410	ClssrmFrnEq<5k	-	-	-	-	-	-	-	-	-	-
4430	OffceFurnEq<5k	-	-	82	482	564	320	244	1,000	1,000	-
4440	Computers <\$5k	-	-	-	-	-	-	-	-	-	-
4460	Fixed Asset Susp (Facility)	-	-	-	-	-	-	-	-	-	-
4461	Fixed Asset Susp (Imp)	-	-	-	-	-	-	-	-	-	-
4464	Equipment (Pre-Cap)	-	-	-	(99)	(99)	1,600	(1,699)	5,000	5,000	-
4710	Food	-	-	1,344	-	1,344	1,600	(256)	5,000	5,000	-
4720	Food:Other Food	-	-	-	-	-	-	-	-	-	-
4990	Prior Year Adj (Mat'ls)	-	-	-	-	-	-	-	-	-	-
4999	Misc Expenditure (Suspense)	-	815	73	(297)	591	261	330	-	815	815
<b>SUBTOTAL - Books and Suppl</b>		<b>10,373</b>	<b>12,762</b>	<b>6,782</b>	<b>22,670</b>	<b>52,587</b>	<b>37,373</b>	<b>15,214</b>	<b>114,300</b>	<b>116,790</b>	<b>2,490</b>

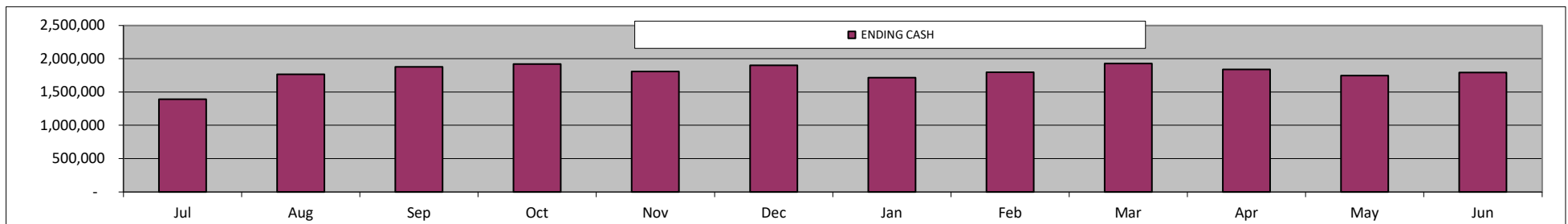
2021-22 First Interim Budget (BOARD FINAL 11-29-2021)		Year To Date						Annual Budget			
		Jul Actuals	Aug Actuals	Sep Actuals	Oct Actuals	Actual YTD	Approved Budget YTD	Variance	Board- Approved July Budget	Proposed 2021- 22 First Interim Budget	Current Budget vs. July Budget
<b>MSA 7</b>											
<b>Services &amp; Other Operating Expenses</b>											
5101	CMO Fees	-	-	-	-	-	78,228	(78,228)	438,372	352,027	(86,345)
5200	Travel & Conference	-	-	-	-	-	-	-	-	-	-
5205	Conference Fees	-	-	-	-	-	222	(222)	1,000	1,000	-
5210	MilesParkTolls	-	-	-	-	-	222	(222)	1,000	1,000	-
5215	TravConferences	-	-	-	-	-	-	-	-	-	-
5220	TraLodging	-	-	-	-	-	-	-	-	-	-
5300	DuesMemberships	346	810	-	-	1,156	1,222	(67)	5,500	5,500	-
5450	Other Insurance	11,451	3,817	3,817	3,817	22,902	8,667	14,235	35,000	39,000	4,000
5500	OpsHousekeeping	284	2,531	109	1,409	4,333	2,667	1,666	12,000	12,000	-
5510	Gas & Electric	3,116	3,340	4,576	8,357	19,389	8,889	10,500	40,000	40,000	-
5610	Rent & Leases	50,004	25,344	25,344	25,344	126,036	65,778	60,258	282,000	296,000	14,000
5620	EquipmentLeases	708	354	354	847	2,262	2,667	(405)	12,000	12,000	-
5630	Reps&MaintBldng	4,884	-	733	6,520	12,137	3,333	8,804	10,000	15,000	5,000
5800	ProfessServices	1,937	4,810	698	10,514	17,959	25,473	(7,514)	93,109	114,627	21,518
5810	Legal	-	-	-	-	-	2,222	(2,222)	10,000	10,000	-
5813	SchPrgAftSchool	14,785	-	-	-	14,785	47,885	(33,100)	189,559	215,483	25,924
5814	SchPrgAcadComps	-	-	-	-	-	-	-	-	-	-
5819	SchIProgs-Other	-	33,616	24,035	20,803	78,455	1,111	77,344	5,000	5,000	-
5820	Audit & CPA	-	1,727	-	3,927	5,655	2,000	3,655	9,000	9,000	-
5825	DMSBusinessSvcs	-	-	-	-	-	-	-	-	-	-
5835	Field Trips	-	-	-	-	-	667	(667)	3,000	3,000	-
5836	FieldTrip Trans	-	-	-	-	-	-	-	-	-	-
5840	MarkngStdtdRecrt	-	-	-	-	-	2,000	(2,000)	5,000	9,000	4,000
5850	Oversight Fees	1,799	3,968	2,399	-	8,166	6,746	1,420	27,000	30,355	3,355
5857	Payroll Fees	1,588	1,059	1,256	1,295	5,198	3,333	1,865	15,000	15,000	-
5860	Service Fees	-	72	718	15	805	889	(84)	4,000	4,000	-
5861	Prior Year Services	-	-	-	-	-	-	-	-	-	-
5863	Prof Developmnt	-	9,345	-	279	9,624	2,778	6,846	12,500	12,500	-
5864	Prof Dev-Other	-	-	-	-	-	2,769	(2,769)	11,741	12,461	720
5865	Professional Development LLM	-	-	-	-	-	-	-	-	-	-
5869	SpEd Ctrct Inst	-	10	-	-	10	20,000	(19,991)	90,000	90,000	-
5870	Livescan	-	74	-	-	74	111	(37)	500	500	-

2021-22 First Interim Budget (BOARD FINAL 11-29-2021)		Year To Date							Annual Budget		
		Jul Actuals	Aug Actuals	Sep Actuals	Oct Actuals	Actual YTD	Approved Budget YTD	Variance	Board- Approved July Budget	Proposed 2021- 22 First Interim Budget	Current Budget vs. July Budget
<b>MSA 7</b>											
5872	SPED Fees (incl Encroachment)	3,176	6,354	4,236	-	13,766	8,629	5,137	-	38,829	38,829
5875	Staff Recruiting	-	-	-	-	-	-	-	-	-	-
5884	Substitutes	-	3,025	4,156	28,315	35,496	11,111	24,385	35,000	50,000	15,000
5890	OthSvcsNon-Inst	-	-	-	-	-	-	-	-	-	-
5900	Communications	-	-	40	30	70	889	(819)	14,000	4,000	(10,000)
5910	Communications 2	-	-	-	-	-	-	-	-	-	-
5920	TelecomInternet	217	2,620	2,400	433	5,669	2,333	3,336	-	10,500	10,500
5930	PostageDelivery	558	-	-	504	1,062	556	506	4,000	2,500	(1,500)
5940	Technology	548	2,688	967	2,119	6,321	3,070	3,251	18,350	13,813	(4,537)
5990	Prior Year Adj (Services)	-	-	-	-	-	-	-	-	-	-
	<b>SUBTOTAL - Services &amp; Other</b>	<b>95,400</b>	<b>105,563</b>	<b>75,839</b>	<b>114,527</b>	<b>391,328</b>	<b>316,466</b>	<b>74,862</b>	<b>1,383,631</b>	<b>1,424,095</b>	<b>40,464</b>

2021-22 First Interim Budget (BOARD FINAL 11-29-2021)					Year To Date			Annual Budget		
MSA 7	Jul	Aug	Sep	Oct	Actual YTD	Approved Budget YTD	Variance	Board- Approved July	Proposed 2021- 22 First Interim	Current Budget vs. July Budget
	Actuals	Actuals	Actuals	Actuals				Budget	Budget	
<b>Capital Outlay &amp; Depreciation</b>										
6400 EquipFixed	-	-	-	-	-	-	-	-	-	-
6900 Depreciation	-	-	15,147	-	15,147	20,517	(5,370)	61,550	61,550	-
<b>SUBTOTAL - Capital Outlay &amp; I</b>	-	-	15,147	-	15,147	20,517	(5,370)	61,550	61,550	-
<b>Other Outflows</b>										
7299 Other Outgo (not incl. SPED Enc	-	-	-	-	-	-	-	-	-	-
7310 Indirect Costs	-	-	-	-	-	-	-	-	-	-
7438 InterestExpense	-	-	-	-	-	-	-	-	-	-
<b>SUBTOTAL - Other Outflows</b>	-	-	-	-	-	-	-	-	-	-
<b>TOTAL EXPENSES</b>	<b>159,463</b>	<b>243,533</b>	<b>289,671</b>	<b>323,505</b>	<b>1,016,172</b>	<b>1,004,267</b>	<b>11,904</b>	<b>4,237,824</b>	<b>4,239,940</b>	<b>2,116</b>

**Monthly Update - Monthly Cash Flow (Projections) 2021-22**

<b>MSA-7</b>	Jul	Aug	Sep	Oct	Nov	Dec	Jan	Feb	Mar	Apr	May	Jun	Accruals	<b>TOTAL</b>
	<b>ACTUALS</b>	<b>ACTUALS</b>	<b>ACTUALS</b>	<b>ACTUALS</b>	<b>BUDGET</b>	<b>BUDGET</b>	<b>BUDGET</b>	<b>BUDGET</b>	<b>BUDGET</b>	<b>BUDGET</b>	<b>BUDGET</b>	<b>BUDGET</b>	<b>BUDGET</b>	
<b>BEGINNING CASH</b>	<b>1,413,935</b>	<b>1,392,326</b>	<b>1,765,137</b>	<b>1,877,926</b>	<b>1,921,240</b>	<b>1,808,124</b>	<b>1,898,527</b>	<b>1,714,522</b>	<b>1,796,185</b>	<b>1,927,712</b>	<b>1,837,311</b>	<b>1,747,845</b>	<b>1,793,357</b>	
<b>Revenue</b>														
LCFF: State Aid	-	91,442	91,442	164,595	106,342	106,342	106,342	106,342	170,146	170,146	170,146	170,146	248,033	<b>1,701,464</b>
LCFF: EPA	-	-	-	151,605	-	142,591	-	-	142,591	-	-	133,577	0	<b>570,365</b>
LCFF: ILPT	48,720	97,440	64,960	-	63,643	63,643	63,643	63,643	63,643	63,643	63,643	63,643	43,453	<b>763,718</b>
Federal Revenue	4,440	61,539	34,206	26,342	2,589	94,956	2,589	2,589	94,956	2,589	2,589	2,589	69,857	<b>401,825</b>
Other State Revenues	11,443	22,783	123,875	-	68,309	18,934	18,934	282,266	18,934	18,934	18,934	18,934	262,948	<b>885,227</b>
Other Local Revenues	-	-	-	-	328	328	328	328	328	328	328	328	1,968	<b>4,593</b>
<b>Total Revenue</b>	<b>64,603</b>	<b>273,203</b>	<b>314,483</b>	<b>342,542</b>	<b>241,210</b>	<b>426,793</b>	<b>191,835</b>	<b>455,167</b>	<b>490,598</b>	<b>255,640</b>	<b>255,640</b>	<b>389,217</b>	<b>626,260</b>	<b>4,327,192</b>
<b>Expenses</b>														
Certificated Salaries	30,255	62,497	107,002	110,867	123,273	123,273	123,273	123,273	123,273	123,273	123,273	123,273	106,707	<b>1,403,511</b>
Classified Salaries	9,127	24,197	43,885	41,446	55,156	55,156	55,156	55,156	55,156	55,156	55,156	55,156	42,873	<b>602,774</b>
Benefits	14,307	38,514	41,018	33,994	57,759	57,759	57,759	57,759	57,759	57,759	57,759	57,759	41,316	<b>631,219</b>
Books and Supplies	10,373	12,762	6,782	22,670	9,343	9,343	9,343	7,007	5,606	5,606	4,672	3,270	10,013	<b>116,790</b>
Services and Operations	95,400	105,563	75,839	114,527	130,309	130,309	130,309	130,309	117,278	104,248	104,248	104,248	81,509	<b>1,424,095</b>
Depreciation / Cap Outlay	-	-	15,147	-	5,129	5,129	5,129	5,129	5,129	5,129	5,129	5,129	5,370	<b>61,550</b>
Other Outflows	-	-	-	-	-	-	-	-	-	-	-	-	-	<b>-</b>
<b>Total Expenses</b>	<b>159,463</b>	<b>243,533</b>	<b>289,671</b>	<b>323,505</b>	<b>380,969</b>	<b>380,969</b>	<b>380,969</b>	<b>378,633</b>	<b>364,201</b>	<b>351,170</b>	<b>350,236</b>	<b>348,834</b>	<b>287,787</b>	<b>4,239,940</b>
<b>Other Transactions Affecting Cash</b>														
Revenues - Prior Year Accruals	246,034	410,057	123,017	41,006	30,260	42,364								<b>892,738</b>
Accounts Receivable - Current Year														<b>-</b>
Other Assets/Accrual Adj	27,963													<b>27,963</b>
Fixed Assets - Depreciation Addback	-	-	15,147	-	5,129	5,129	5,129	5,129	5,129	5,129	5,129	5,129		<b>56,180</b>
Fixed Assets - Acquisitions														<b>-</b>
Due To (From)														<b>-</b>
Expenses - Prior Year Accruals	(200,747)	(66,916)	(50,187)	(16,729)	(8,745)	(2,915)								<b>(346,239)</b>
Accounts Payable - Current Year														<b>-</b>
Summer Holdback for Teachers														<b>-</b>
Loans Payable (Current)														<b>-</b>
Loans Payable (Long Term)														<b>-</b>
<b>Total Other Transactions</b>	<b>73,250</b>	<b>343,141</b>	<b>87,977</b>	<b>24,277</b>	<b>26,644</b>	<b>44,578</b>	<b>5,129</b>	<b>5,129</b>	<b>5,129</b>	<b>5,129</b>	<b>5,129</b>	<b>5,129</b>	<b>5,129</b>	<b>630,642</b>
<b>Total Change in Cash</b>	<b>(21,610)</b>	<b>372,812</b>	<b>112,789</b>	<b>43,314</b>	<b>(113,115)</b>	<b>90,402</b>	<b>(184,005)</b>	<b>81,663</b>	<b>131,527</b>	<b>(90,401)</b>	<b>(89,466)</b>	<b>45,512</b>		<b>717,894</b>
<b>ENDING CASH</b>	<b>1,392,326</b>	<b>1,765,137</b>	<b>1,877,926</b>	<b>1,921,240</b>	<b>1,808,124</b>	<b>1,898,527</b>	<b>1,714,522</b>	<b>1,796,185</b>	<b>1,927,712</b>	<b>1,837,311</b>	<b>1,747,845</b>	<b>1,793,357</b>	<<< = 154 days cash	



2021-22 First Interim Budget (BOARD FINAL 11-29-2021)		Year To Date						Annual Budget			
<b>MSA 8</b>		Jul Actuals	Aug Actuals	Sep Actuals	Oct Actuals	Actual YTD	Approved Budget YTD	Variance	Board- Approved July Budget	Proposed 2021- 22 First Interim Budget	Current Budget vs. July Budget
Projected Average Daily Attendance:									415	371	(44)
<b>SUMMARY</b>											
<b>Revenue</b>											
	LCFF Entitlement	81,212	299,745	245,656	520,713	1,147,326	1,051,905	95,421	4,536,254	4,207,621	(328,633)
	Federal Revenue	7,401	117,938	93,051	43,058	261,448	147,001	114,447	741,224	937,976	196,752
	Other State Revenues	19,074	41,674	193,916	-	254,664	293,475	(38,811)	852,288	891,337	39,049
	Other Local Revenues	1,007	-	-	2,249	3,255	2,862	393	20,000	6,494	(13,506)
	<b>Total Revenue</b>	<b>108,694</b>	<b>459,357</b>	<b>532,623</b>	<b>566,019</b>	<b>1,666,694</b>	<b>1,495,244</b>	<b>171,449</b>	<b>6,149,766</b>	<b>6,043,428</b>	<b>(106,338)</b>
<b>Expenditures</b>											
	Certificated Salaries	54,805	103,954	177,677	182,458	518,894	548,564	(29,670)	2,332,166	2,195,565	(136,601)
	Classified Salaries	16,942	45,769	61,768	54,385	178,864	157,044	21,820	706,790	706,698	(92)
	Benefits	24,438	63,962	75,690	51,407	215,497	187,485	28,013	986,752	843,681	(143,071)
	Books and Supplies	18,682	19,615	9,044	34,028	81,368	105,538	(24,169)	344,786	329,805	(14,981)
	Services and Operating Exp.	31,409	45,774	23,949	19,674	120,806	380,447	(259,641)	1,643,923	1,712,011	68,088
	Depreciation & Cap Outlay	-	-	35,110	-	35,110	39,013	(3,903)	117,038	117,038	-
	Other Outflows	-	-	-	-	-	-	-	-	-	-
	<b>Total Expenditures</b>	<b>146,275</b>	<b>279,074</b>	<b>383,237</b>	<b>341,953</b>	<b>1,150,539</b>	<b>1,418,090</b>	<b>(267,551)</b>	<b>6,131,455</b>	<b>5,904,797</b>	<b>(226,658)</b>
<b>Net Revenues</b>						<b>516,155</b>	<b>77,154</b>	<b>439,000</b>	<b>18,311</b>	<b>138,631</b>	<b>120,320</b>
<b>Fund Balance</b>											
	Beginning Balance (Budgeted)									6,112,819	
	Net Revenues									138,631	
	<b>Ending Fund Balance</b>									<b>6,251,450</b>	
<b>Components of Fund Bal.</b>											
	Available For Econ. Uncert.									6,013,122	
	Restricted Balances (Est.)									121,936	
	Net Fixed Assets									116,391	
	<b>Ending Fund Balance</b>									<b>6,251,450</b>	

2021-22 First Interim Budget (BOARD FINAL 11-29-2021)							Year To Date		Annual Budget		
MSA 8	Jul	Aug	Sep	Oct	Actual YTD	Approved Budget YTD	Variance	Board-Approved July Budget	Proposed 2021-22 First Interim Budget	Current Budget vs. July Budget	
	Actuals	Actuals	Actuals	Actuals							

REVENUE DETAIL		Jul	Aug	Sep	Oct	Actual YTD	Budget YTD	Variance	Board-Approved July Budget	Proposed 2021-22 First Interim Budget	Current Budget vs. First Interim
		Actuals	Actuals	Actuals	Actuals						
<b>LCFF Entitlement</b>											
8011	State Aid	-	137,373	137,373	247,271	522,017	559,629	(37,612)	2,393,724	2,238,517	(155,207)
8012	EPA Entitlement	-	-	-	273,442	273,442	220,012	53,430	829,403	880,048	50,645
8019	Prior Year Adjustments	-	(52)	-	-	(52)	-	(52)	-	-	-
8096	InLieuPropTaxes	81,212	162,424	108,283	-	351,919	272,264	79,655	1,313,127	1,089,056	(224,071)
<b>SUBTOTAL - LCFF Entitlement</b>		<b>81,212</b>	<b>299,745</b>	<b>245,656</b>	<b>520,713</b>	<b>1,147,326</b>	<b>1,051,905</b>	<b>95,421</b>	<b>4,536,254</b>	<b>4,207,621</b>	<b>(328,633)</b>
<b>Federal Revenue</b>											
8181	SpEd - Revenue	7,401	14,691	9,868	-	31,960	14,640	17,320	50,313	45,749	(4,564)
8220	SchLunchFederal	-	-	-	-	-	-	-	-	-	-
8290	All Other Federal Revenue	-	103,247	83,183	43,058	229,488	132,361	97,127	690,911	892,227	201,316
8295	Prior Year Adjustments (Fed Rev)	-	-	-	-	-	-	-	-	-	-
<b>SUBTOTAL - Federal Revenue</b>		<b>7,401</b>	<b>117,938</b>	<b>93,051</b>	<b>43,058</b>	<b>261,448</b>	<b>147,001</b>	<b>114,447</b>	<b>741,224</b>	<b>937,976</b>	<b>196,752</b>
<b>Other State Revenue</b>											
8311	SpEd Revenue	19,074	41,848	25,433	-	86,355	65,356	20,999	251,563	228,747	(22,816)
8520	SchoolNutrState	-	-	-	-	-	-	-	-	-	-
8550	MandCstReimburs	-	-	-	-	-	-	-	7,555	14,049	6,494
8560	StateLotteryRev	-	-	-	-	-	-	-	87,878	77,809	(10,069)
8590	AllOthStateRev	-	-	168,483	-	168,483	228,293	(59,810)	505,292	570,732	65,440
8595	Prior Year Adjustments (Other St)	-	(174)	-	-	(174)	(174)	-	-	-	-
<b>SUBTOTAL - Other State Revenue</b>		<b>19,074</b>	<b>41,674</b>	<b>193,916</b>	<b>-</b>	<b>254,664</b>	<b>293,475</b>	<b>(38,811)</b>	<b>852,288</b>	<b>891,337</b>	<b>39,049</b>
<b>Local Revenue</b>											
8600	Other Local Rev	-	-	-	-	-	-	-	-	-	-
8660	Interest	-	-	-	2,249	2,249	-	2,249	-	-	-
8698	OthRev-Suspense	-	-	-	-	-	-	-	-	-	-
8690	Prior Year Adj (Local1)	-	-	-	-	-	-	-	-	-	-

2021-22 First Interim Budget (BOARD FINAL 11-29-2021)		Year To Date							Annual Budget		
		Jul Actuals	Aug Actuals	Sep Actuals	Oct Actuals	Actual YTD	Approved Budget YTD	Variance	Board- Approved July Budget	Proposed 2021- 22 First Interim Budget	Current Budget vs. July Budget
<b>MSA 8</b>											
8695	Prior Year Adj (Local2)	-	-	-	-	-	-	-	-	-	-
8699	Other Revenue	1,007	-	-	-	1,007	1,007	-	-	-	-
8999	Misc Revenue (Suspense)	-	-	-	-	-	-	-	-	-	-
	<b>SUBTOTAL - Local Revenue</b>	<b>1,007</b>	<b>-</b>	<b>-</b>	<b>2,249</b>	<b>3,255</b>	<b>1,007</b>	<b>2,249</b>	<b>-</b>	<b>-</b>	<b>-</b>



2021-22 First Interim Budget (BOARD FINAL 11-29-2021)		Year To Date							Annual Budget		
		Jul Actuals	Aug Actuals	Sep Actuals	Oct Actuals	Actual YTD	Approved Budget YTD	Variance	Board- Approved July Budget	Proposed 2021- 22 First Interim Budget	Current Budget vs. July Budget
<b>MSA 8</b>											
<b>Fundraising &amp; Grants</b>											
8802	Donations - Private	-	-	-	-	-	-	-	-	-	-
8803	Fundraising	-	-	-	-	-	1,855	(1,855)	20,000	6,494	(13,506)
<b>SUBTOTAL - Fundraising &amp; Gr.</b>		-	-	-	-	-	<b>1,855</b>	<b>(1,855)</b>	<b>20,000</b>	<b>6,494</b>	<b>(13,506)</b>
<b>TOTAL REVENUE</b>		<b>108,694</b>	<b>459,357</b>	<b>532,623</b>	<b>566,019</b>	<b>1,666,694</b>	<b>1,495,244</b>	<b>171,449</b>	<b>6,149,766</b>	<b>6,043,428</b>	<b>(106,338)</b>
<b>EXPENSES</b>											
<b>Certificated Salaries</b>											
1100	TeacherSalaries	33,150	69,327	140,547	145,270	388,294	453,101	(64,807)	1,808,888	1,679,139	(129,749)
1200	Cert Aid	-	2,503	5,006	5,006	12,515	16,604	(4,089)	121,690	116,230	(5,460)
1300	Cert Adminis	21,655	32,124	32,124	32,182	118,085	78,859	39,226	401,588	400,196	(1,392)
<b>SUBTOTAL - Certificated Salar</b>		<b>54,805</b>	<b>103,954</b>	<b>177,677</b>	<b>182,458</b>	<b>518,894</b>	<b>548,564</b>	<b>(29,670)</b>	<b>2,332,166</b>	<b>2,195,565</b>	<b>(136,601)</b>
<b>Classified Salaries</b>											
2100	Instructional Aides	2,640	9,859	21,876	18,604	52,979	47,009	5,970	211,977	211,539	(438)
2200	Classified Support	5,369	16,743	20,208	15,904	58,224	55,832	2,391	250,900	251,246	346
2300	Classified Admin	-	-	-	-	-	-	-	-	-	-
2400	Clerical & Tech	8,933	19,168	19,683	19,878	67,661	54,203	13,458	243,913	243,913	(0)
2900	OtherClassStaff	-	-	-	-	-	-	-	-	-	-
<b>SUBTOTAL - Classified Salarie</b>		<b>16,942</b>	<b>45,769</b>	<b>61,768</b>	<b>54,385</b>	<b>178,864</b>	<b>157,044</b>	<b>21,820</b>	<b>706,790</b>	<b>706,698</b>	<b>(92)</b>
<b>Employee Benefits</b>											
3101	STRS-Certified	9,260	17,140	29,076	29,862	85,339	83,216	2,123	371,155	374,471	3,316
3102	STRS-Classified	635	1,345	1,345	1,345	4,670	-	4,670	-	-	-
3201	PERS-Cert	-	573	1,147	1,147	2,867	17,480	(14,613)	20,694	78,660	57,966
3202	PERS-Classified	2,765	8,426	11,039	9,913	32,143	-	32,143	52,698	-	(52,698)
3301	OASDI/Med-Cert	795	1,666	2,879	2,948	8,288	10,392	(2,105)	33,324	46,766	13,442
3302	OASDI/Med-Class	1,059	3,005	4,222	3,661	11,947	2,576	9,371	22,988	11,591	(11,397)
3401	HlthWelfareCert	2,588	29,485	23,660	185	55,918	67,727	(11,808)	252,167	304,770	52,603
3402	HlthWelfareCert	-	-	-	-	-	(598)	598	176,631	(2,690)	(179,321)
3501	UI-Certificated	369	-	-	-	369	781	(412)	7,468	3,515	(3,953)
3502	UI-Classified	-	-	-	19	19	355	(336)	4,627	1,598	(3,029)

2021-22 First Interim Budget (BOARD FINAL 11-29-2021)		Year To Date							Annual Budget		
		Jul Actuals	Aug Actuals	Sep Actuals	Oct Actuals	Actual YTD	Approved Budget YTD	Variance	Board- Approved July Budget	Proposed 2021- 22 First Interim Budget	Current Budget vs. July Budget
<b>MSA 8</b>											
3601	WorkersCmp-Cert	6,967	2,322	2,322	2,322	13,933	5,556	8,377	45,000	25,000	(20,000)
3602	WorkersCmp-Class	-	-	-	-	-	-	-	-	-	-
3701	Other Retirement-Cert	-	-	-	-	-	-	-	-	-	-
3901	OthBenes-Cert	-	-	-	5	5	-	5	-	-	-
3902	OthBenes-Class	-	-	-	-	-	-	-	-	-	-
3990	PY Bene Adj	-	-	-	-	-	-	-	-	-	-
<b>SUBTOTAL - Employee Benefit</b>		<b>24,438</b>	<b>63,962</b>	<b>75,690</b>	<b>51,407</b>	<b>215,497</b>	<b>187,485</b>	<b>28,013</b>	<b>986,752</b>	<b>843,681</b>	<b>(143,071)</b>

2021-22 First Interim Budget (BOARD FINAL 11-29-2021)					Year To Date				Annual Budget		
MSA 8	Jul	Aug	Sep	Oct	Actual YTD	Approved	Variance	Board-	Proposed 2021-	Current Budget vs. July Budget	
	Actuals	Actuals	Actuals	Actuals		Budget YTD		Approved July Budget	22 First Interim Budget		
<b>Books &amp; Supplies</b>											
4100	Text&CoreCurric	-	-	2,338	2,338	4,800	(2,462)	15,000	15,000	-	
4200	BooksOthRefMats	-	-	-	-	1,600	(1,600)	5,000	5,000	-	
4300	Materials and Supplies	-	-	-	-	-	-	-	-	-	
4310	Ins Mats & Sups	-	2,457	-	771	3,228	7,728	(4,500)	25,097	24,150	(947)
4315	OthrSupplies	-	-	-	-	-	-	-	-	-	-
4320	Office Supplies	102	374	1,179	1,185	2,838	-	2,838	-	-	-
4325	ProfDevMat&Sups	-	-	-	-	-	-	-	-	-	-
4326	Arts&MusicSupps	634	-	-	-	634	1,600	(966)	5,000	5,000	-
4335	PE Supplies	-	-	-	-	-	480	(480)	3,000	1,500	(1,500)
4340	Educat Software	17,946	16,038	-	20,228	54,211	34,285	19,926	104,876	107,141	2,265
4345	NonInstStdntSup	-	746	584	3,986	5,316	2,400	2,916	7,500	7,500	-
4346	TeacherSupplies	-	-	-	-	-	-	-	-	-	-
4350	Cust. Supplies	-	-	-	-	-	3,200	(3,200)	10,000	10,000	-
4351	Yearbook	-	-	-	-	-	-	-	-	-	-
4390	Uniforms	-	-	6,632	-	6,632	3,364	3,268	25,313	10,514	(14,800)
4400	NonCapEquip-Gen	-	-	-	-	-	2,400	(2,400)	7,500	7,500	-
4410	ClssrmFrnEq<5k	-	-	-	-	-	-	-	-	-	-
4430	OffceFurnEq<5k	-	-	-	-	-	800	(800)	2,500	2,500	-
4440	Computers <\$5k	-	-	590	5,522	6,112	-	6,112	-	-	-
4460	Fixed Asset Susp (Facility)	-	-	-	-	-	-	-	-	-	-
4461	Fixed Asset Susp (Imp)	-	-	-	-	-	-	-	-	-	-
4464	Equipment (Pre-Cap)	-	-	-	0	0	3,200	(3,200)	10,000	10,000	-
4710	Food	-	-	-	-	-	39,680	(39,680)	124,000	124,000	-
4720	Food:Other Food	-	-	58	-	58	-	58	-	-	-
4990	Prior Year Adj (Mat'ls)	-	-	-	-	-	-	-	-	-	-
4999	Misc Expenditure (Suspense)	-	-	-	-	-	-	-	-	-	-
<b>SUBTOTAL - Books and Suppl</b>		<b>18,682</b>	<b>19,615</b>	<b>9,044</b>	<b>34,028</b>	<b>81,368</b>	<b>105,538</b>	<b>(24,169)</b>	<b>344,786</b>	<b>329,805</b>	<b>(14,981)</b>

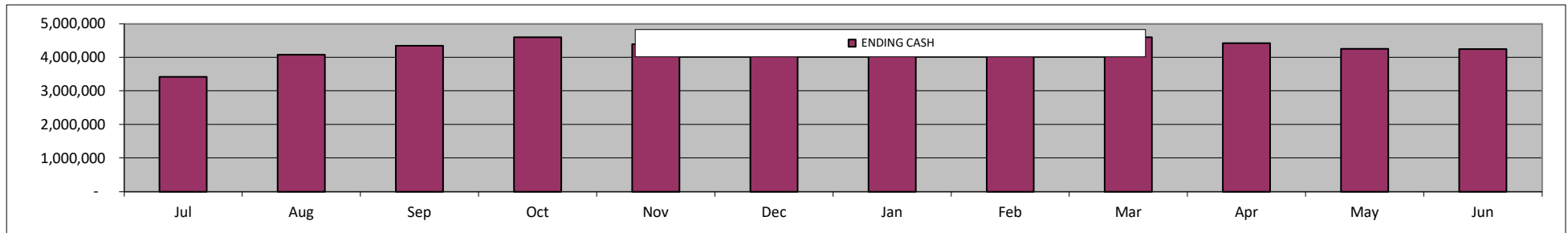
2021-22 First Interim Budget (BOARD FINAL 11-29-2021)		Year To Date						Annual Budget			
		Jul Actuals	Aug Actuals	Sep Actuals	Oct Actuals	Actual YTD	Approved Budget YTD	Variance	Board- Approved July Budget	Proposed 2021- 22 First Interim Budget	Current Budget vs. July Budget
<b>MSA 8</b>											
<b>Services &amp; Other Operating Expenses</b>											
5101	CMO Fees	-	-	-	-	-	169,495	(169,495)	797,325	762,726	(34,599)
5200	Travel & Conference	-	-	-	-	-	-	-	-	-	-
5205	Conference Fees	-	-	-	-	-	556	(556)	2,500	2,500	-
5210	MilesParkTolls	-	-	-	-	-	556	(556)	5,000	2,500	(2,500)
5215	TravConferences	-	-	-	-	-	-	-	-	-	-
5220	TraLodging	-	-	-	-	-	1,111	(1,111)	5,000	5,000	-
5300	DuesMemberships	346	1,100	-	150	1,596	2,444	(849)	11,000	11,000	-
5450	Other Insurance	13,172	4,391	4,391	4,391	26,345	9,778	16,567	43,000	44,000	1,000
5500	OpsHousekeeping	-	-	66	-	66	1,111	(1,045)	5,000	5,000	-
5510	Gas & Electric	-	-	-	-	-	-	-	-	-	-
5610	Rent & Leases	-	-	-	-	-	85,556	(85,556)	385,000	385,000	-
5620	EquipmentLeases	548	1,109	274	585	2,515	2,667	(152)	12,000	12,000	-
5630	Reps&MaintBldng	4,150	-	-	-	4,150	1,778	2,373	10,000	8,000	(2,000)
5800	ProfessServices	2,460	5,358	-	(31,620)	(23,802)	14,605	(38,407)	41,980	65,723	23,743
5810	Legal	-	-	-	-	-	4,444	(4,444)	20,000	20,000	-
5813	SchPrgAftSchool	-	-	-	-	-	-	-	-	-	-
5814	SchPrgAcadComps	-	-	-	1,064	1,064	-	1,064	-	-	-
5819	SchIProgs-Other	-	-	-	-	-	1,111	(1,111)	5,000	5,000	-
5820	Audit & CPA	-	1,727	-	3,927	5,655	2,000	3,655	9,000	9,000	-
5825	DMSBusinessSvcs	-	-	-	-	-	-	-	-	-	-
5835	Field Trips	-	-	-	-	-	3,333	(3,333)	15,000	15,000	-
5836	FieldTrip Trans	-	-	-	-	-	-	-	-	-	-
5840	MarkngStdtRecrt	-	-	-	-	-	2,222	(2,222)	10,000	10,000	-
5850	Oversight Fees	2,876	5,641	3,835	-	12,352	9,350	3,002	45,000	42,076	(2,924)
5857	Payroll Fees	2,040	1,309	1,601	1,588	6,538	4,444	2,094	20,000	20,000	-
5860	Service Fees	-	128	1,050	34	1,212	-	1,212	-	-	-
5861	Prior Year Services	-	-	-	-	-	-	-	-	-	-
5863	Prof Developmnt	-	4,560	30	-	4,590	3,222	1,368	14,500	14,500	-
5864	Prof Dev-Other	-	-	-	-	-	7,060	(7,060)	31,768	31,768	-
5865	Professional Development LLM	-	-	-	-	-	-	-	-	-	-
5869	SpEd Ctrct Inst	-	16	-	1,035	1,051	10,000	(8,949)	45,000	45,000	-
5870	Livescan	-	110	74	-	184	111	73	500	500	-
5872	SPED Fees (incl Encroachment)	5,296	10,590	7,060	-	22,946	12,201	10,745	-	54,904	54,904

2021-22 First Interim Budget (BOARD FINAL 11-29-2021)		Year To Date						Annual Budget			
		Jul Actuals	Aug Actuals	Sep Actuals	Oct Actuals	Actual YTD	Approved Budget YTD	Variance	Board- Approved July Budget	Proposed 2021- 22 First Interim Budget	Current Budget vs. July Budget
<b>MSA 8</b>											
5875	Staff Recruiting	-	-	-	-	-	-	-	-	-	-
5884	Substitutes	-	734	1,436	4,929	7,099	13,333	(6,234)	30,000	60,000	30,000
5890	OthSvcsNon-Inst	-	-	-	-	-	-	-	-	-	-
5900	Communications	-	-	-	-	-	12,222	(12,222)	48,000	55,000	7,000
5910	Communications 2	-	-	-	-	-	-	-	-	-	-
5920	TelecomInternet	-	3,445	3,440	32,370	39,255	-	39,255	-	-	-
5930	PostageDelivery	521	1,816	-	-	2,337	1,556	781	7,000	7,000	-
5940	Technology	-	3,740	693	1,220	5,653	4,181	1,472	25,350	18,813	(6,537)
5990	Prior Year Adj (Services)	-	-	-	-	-	-	-	-	-	-
	<b>SUBTOTAL - Services &amp; Other</b>	<b>31,409</b>	<b>45,774</b>	<b>23,949</b>	<b>19,674</b>	<b>120,806</b>	<b>380,447</b>	<b>(259,641)</b>	<b>1,643,923</b>	<b>1,712,011</b>	<b>68,088</b>

2021-22 First Interim Budget (BOARD FINAL 11-29-2021)		Year To Date							Annual Budget		
		Jul Actuals	Aug Actuals	Sep Actuals	Oct Actuals	Actual YTD	Approved Budget YTD	Variance	Board- Approved July Budget	Proposed 2021- 22 First Interim Budget	Current Budget vs. July Budget
<b>MSA 8</b>											
<b>Capital Outlay &amp; Depreciation</b>											
6400	EquipFixed	-	-	-	-	-	-	-	-	-	-
6900	Depreciation	-	-	35,110	-	35,110	39,013	(3,903)	117,038	117,038	-
<b>SUBTOTAL - Capital Outlay &amp; I</b>		-	-	<b>35,110</b>	-	<b>35,110</b>	<b>39,013</b>	<b>(3,903)</b>	<b>117,038</b>	<b>117,038</b>	-
<b>Other Outflows</b>											
7299	Other Outgo (not incl. SPED Enc	-	-	-	-	-	-	-	-	-	-
7310	Indirect Costs	-	-	-	-	-	-	-	-	-	-
7438	InterestExpense	-	-	-	-	-	-	-	-	-	-
<b>SUBTOTAL - Other Outflows</b>		-	-	-	-	-	-	-	-	-	-
<b>TOTAL EXPENSES</b>		<b>146,275</b>	<b>279,074</b>	<b>383,237</b>	<b>341,953</b>	<b>1,150,539</b>	<b>1,418,090</b>	<b>(267,551)</b>	<b>6,131,455</b>	<b>5,904,797</b>	<b>(226,658)</b>

**Monthly Update - Monthly Cash Flow (Projections) 2021-22**

<b>MSA-8</b>	Jul	Aug	Sep	Oct	Nov	Dec	Jan	Feb	Mar	Apr	May	Jun	Accruals	<b>TOTAL</b>
	<b>ACTUALS</b>	<b>ACTUALS</b>	<b>ACTUALS</b>	<b>ACTUALS</b>	<b>BUDGET</b>	<b>BUDGET</b>	<b>BUDGET</b>	<b>BUDGET</b>	<b>BUDGET</b>	<b>BUDGET</b>	<b>BUDGET</b>	<b>BUDGET</b>	<b>BUDGET</b>	
<b>BEGINNING CASH</b>	<b>3,386,788</b>	<b>3,417,456</b>	<b>4,074,800</b>	<b>4,344,209</b>	<b>4,594,331</b>	<b>4,390,563</b>	<b>4,611,246</b>	<b>4,354,125</b>	<b>4,325,298</b>	<b>4,595,191</b>	<b>4,422,015</b>	<b>4,248,839</b>	<b>4,242,245</b>	
<b>Revenue</b>														
LCFF: State Aid	-	137,373	137,373	247,271	139,907	139,907	139,907	139,907	223,852	223,852	223,852	223,852	261,464	<b>2,238,517</b>
LCFF: EPA	-	-	-	273,442	-	220,012	-	-	220,012	-	-	166,582	-	<b>880,048</b>
LCFF: ILPT	81,212	162,424	108,283	-	90,755	90,755	90,755	90,755	90,755	90,755	90,755	90,755	11,100	<b>1,089,056</b>
Federal Revenue	7,401	117,938	93,051	43,058	3,660	226,717	3,660	3,660	226,717	3,660	3,660	3,660	201,135	<b>937,976</b>
Other State Revenues	19,074	41,674	193,916	-	69,567	26,762	26,762	255,055	26,762	26,762	26,762	26,762	151,476	<b>891,337</b>
Other Local Revenues	-	-	-	-	464	464	464	464	464	464	464	464	2,783	<b>6,494</b>
<b>Total Revenue</b>	<b>107,687</b>	<b>459,410</b>	<b>532,623</b>	<b>563,771</b>	<b>304,353</b>	<b>704,617</b>	<b>261,548</b>	<b>489,841</b>	<b>788,561</b>	<b>345,492</b>	<b>345,492</b>	<b>512,074</b>	<b>627,958</b>	<b>6,043,428</b>
<b>Expenses</b>														
Certificated Salaries	54,805	103,954	177,677	182,458	193,765	193,765	193,765	193,765	193,765	193,765	193,765	193,765	126,553	<b>2,195,565</b>
Classified Salaries	16,942	45,769	61,768	54,385	64,665	64,665	64,665	64,665	64,665	64,665	64,665	64,665	10,513	<b>706,698</b>
Benefits	24,438	63,962	75,690	51,407	77,200	77,200	77,200	77,200	77,200	77,200	77,200	77,200	10,587	<b>843,681</b>
Books and Supplies	18,682	19,615	9,044	34,028	26,384	26,384	26,384	26,384	26,384	26,384	26,384	26,384	37,361	<b>329,805</b>
Services and Operations	31,409	45,774	23,949	19,674	156,655	156,655	156,655	156,655	156,655	156,655	156,655	156,655	337,968	<b>1,712,011</b>
Depreciation / Cap Outlay	-	-	35,110	-	9,753	9,753	9,753	9,753	9,753	9,753	9,753	9,753	3,903	<b>117,038</b>
Other Outflows	-	-	-	-	-	-	-	-	-	-	-	-	-	<b>-</b>
<b>Total Expenses</b>	<b>146,275</b>	<b>279,074</b>	<b>383,237</b>	<b>341,953</b>	<b>528,422</b>	<b>528,422</b>	<b>528,422</b>	<b>528,422</b>	<b>528,422</b>	<b>528,422</b>	<b>528,422</b>	<b>528,422</b>	<b>526,885</b>	<b>5,904,797</b>
<b>Other Transactions Affecting Cash</b>														
Revenues - Prior Year Accruals	363,790	606,317	181,895	60,632	29,268	40,975								<b>1,282,876</b>
Accounts Receivable - Current Year														<b>-</b>
Other Assets/Accrual Adj	93,392													<b>93,392</b>
Fixed Assets - Depreciation Addback	-	-	35,110	-	9,753	9,753	9,753	9,753	9,753	9,753	9,753	9,753		<b>113,135</b>
Fixed Assets - Acquisitions														<b>-</b>
Due To (From)														<b>-</b>
Expenses - Prior Year Accruals	(387,926)	(129,309)	(96,982)	(32,327)	(18,721)	(6,240)								<b>(671,505)</b>
Accounts Payable - Current Year														<b>-</b>
Summer Holdback for Teachers														<b>-</b>
Loans Payable (Current)														<b>-</b>
Loans Payable (Long Term)														<b>-</b>
<b>Total Other Transactions</b>	<b>69,256</b>	<b>477,008</b>	<b>120,023</b>	<b>28,305</b>	<b>20,300</b>	<b>44,488</b>	<b>9,753</b>	<b>9,753</b>	<b>9,753</b>	<b>9,753</b>	<b>9,753</b>	<b>9,753</b>		<b>817,899</b>
<b>Total Change in Cash</b>	<b>30,668</b>	<b>657,343</b>	<b>269,409</b>	<b>250,122</b>	<b>(203,769)</b>	<b>220,683</b>	<b>(257,120)</b>	<b>(28,827)</b>	<b>269,893</b>	<b>(173,176)</b>	<b>(173,176)</b>	<b>(6,594)</b>		<b>956,530</b>
<b>ENDING CASH</b>	<b>3,417,456</b>	<b>4,074,800</b>	<b>4,344,209</b>	<b>4,594,331</b>	<b>4,390,563</b>	<b>4,611,246</b>	<b>4,354,125</b>	<b>4,325,298</b>	<b>4,595,191</b>	<b>4,422,015</b>	<b>4,248,839</b>	<b>4,242,245</b>		<<< = 262 days cash



2021-22 First Interim Budget (BOARD FINAL 11-29-2021)					Year To Date			Annual Budget		
MSA SA	Jul	Aug	Oct			Approved		Board-	Proposed 2021-	
	Actuals	Actuals	Actuals	Actuals	Actual YTD	Budget YTD	Variance	Approved July Budget	22 First Interim Budget	Current Budget vs. July Budget
Projected Average Daily Attendance:								528	484	(44)
<b>SUMMARY</b>										
<b>Revenue</b>										
LCFF Entitlement	313,012	313,012	589,748	563,422	1,779,194	1,497,426	281,768	6,194,583	5,989,704	(204,879)
Federal Revenue	20,833	151,467	260,578	85,074	517,952	131,590	386,361	1,394,270	1,443,032	48,762
Other State Revenues	18,156	18,156	246,190	32,681	315,183	314,686	497	1,293,137	1,006,418	(286,719)
Other Local Revenues	1,769	812	5,714	21,670	29,965	7,799	22,166	20,000	25,423	5,423
<b>Total Revenue</b>	<b>353,770</b>	<b>483,447</b>	<b>1,102,230</b>	<b>702,847</b>	<b>2,642,294</b>	<b>1,951,501</b>	<b>690,792</b>	<b>8,901,990</b>	<b>8,464,577</b>	<b>(437,413)</b>
<b>Expenditures</b>										
Certificated Salaries	78,798	155,990	274,209	267,212	776,208	794,429	(18,221)	3,076,600	3,142,715	66,115
Classified Salaries	19,132	35,919	61,654	63,909	180,614	143,527	37,088	930,237	645,870	(284,367)
Benefits	31,506	83,243	119,261	71,257	305,267	301,555	3,713	1,433,895	1,356,996	(76,899)
Books and Supplies	19,085	28,595	29,917	54,985	134,868	109,370	25,498	342,945	341,780	(1,165)
Services and Operating Exp.	36,992	46,364	74,639	82,805	240,800	372,915	(132,115)	1,732,728	1,678,119	(54,609)
Depreciation & Cap Outlay	-	-	191,625	-	191,625	215,759	(24,134)	647,277	647,277	-
Other Outflows	33,167	33,167	111,204	34,572	212,110	186,172	25,937	558,517	558,517	-
<b>Total Expenditures</b>	<b>218,680</b>	<b>383,277</b>	<b>862,509</b>	<b>574,741</b>	<b>2,041,493</b>	<b>2,123,727</b>	<b>(82,234)</b>	<b>8,722,199</b>	<b>8,371,274</b>	<b>(350,925)</b>
<b>Net Revenues</b>					<b>600,801</b>	<b>(172,225)</b>	<b>773,026</b>	<b>179,791</b>	<b>93,302</b>	<b>(86,488)</b>
<b>Fund Balance</b>										
Beginning Balance (Budgeted)									9,109,585	
Net Revenues									93,302	
<b>Ending Fund Balance</b>									<b>9,202,887</b>	
<b>Components of Fund Bal.</b>										
Available For Econ. Uncert.									3,207,396	
Restricted Balances (Est.)									215,370	
Net Fixed Assets									5,780,122	
<b>Ending Fund Balance</b>									<b>9,202,887</b>	



2021-22 First Interim Budget (BOARD FINAL 11-29-2021)		Year To Date						Annual Budget		
		Jul Actuals	Aug Actuals	Sep Actuals	Oct Actuals	Actual YTD	Approved Budget YTD	Variance	Board-Approved July Budget	Proposed 2021-22 First Interim Budget
<b>MSA SA</b>										

REVENUE DETAIL		Jul	Aug	Sep	Oct	Actual YTD	Budget YTD	Variance	Board-Approved July Budget	Proposed 2021-22 First Interim Budget	Current Budget vs. First Interim
		Actuals	Actuals	Actuals	Actuals						
<b>LCFF Entitlement</b>											
8011	State Aid	313,012	313,012	563,422	563,422	1,752,868	1,461,287	291,581	6,089,399	5,845,149	(244,250)
8012	EPA Entitlement	-	-	26,326	-	26,326	24,205	2,121	105,184	96,820	(8,364)
8019	Prior Year Adjustments	-	-	-	-	-	-	-	-	-	-
8096	InLieuPropTaxes	-	-	-	-	-	11,934	(11,934)	-	47,735	47,735
<b>SUBTOTAL - LCFF Entitlement</b>		<b>313,012</b>	<b>313,012</b>	<b>589,748</b>	<b>563,422</b>	<b>1,779,194</b>	<b>1,497,426</b>	<b>281,768</b>	<b>6,194,583</b>	<b>5,989,704</b>	<b>(204,879)</b>
<b>Federal Revenue</b>											
8181	SpEd - Revenue	-	-	-	-	-	19,555	(19,555)	64,020	61,110	(2,910)
8220	SchLunchFederal	-	-	-	-	-	-	-	-	-	-
8290	All Other Federal Revenue	20,833	151,467	260,578	85,074	517,952	112,035	405,917	1,330,250	1,381,922	51,672
8295	Prior Year Adjustments (Fed Rev)	-	-	-	-	-	-	-	-	-	-
<b>SUBTOTAL - Federal Revenue</b>		<b>20,833</b>	<b>151,467</b>	<b>260,578</b>	<b>85,074</b>	<b>517,952</b>	<b>131,590</b>	<b>386,361</b>	<b>1,394,270</b>	<b>1,443,032</b>	<b>48,762</b>
<b>Other State Revenue</b>											
8311	SpEd Revenue	18,156	18,156	32,681	32,681	101,674	87,300	14,374	320,100	305,550	(14,550)
8520	SchoolNtrState	-	-	-	-	-	-	-	-	-	-
8550	MandCstReimburs	-	-	-	-	-	-	-	14,255	27,928	13,673
8560	StateLotteryRev	-	-	-	-	-	-	-	108,320	104,475	(3,845)
8590	AllOthStateRev	-	-	213,509	-	213,509	227,386	(13,877)	850,462	568,465	(281,997)
8595	Prior Year Adjustments (Other St)	-	-	-	-	-	-	-	-	-	-
<b>SUBTOTAL - Other State Revenue</b>		<b>18,156</b>	<b>18,156</b>	<b>246,190</b>	<b>32,681</b>	<b>315,183</b>	<b>314,686</b>	<b>497</b>	<b>1,293,137</b>	<b>1,006,418</b>	<b>(286,719)</b>
<b>Local Revenue</b>											
8600	Other Local Rev	-	-	-	-	-	-	-	-	-	-
8660	Interest	51	212	542	634	1,439	-	1,439	-	-	-
8698	OthRev-Suspense	-	-	-	-	-	-	-	-	-	-
8690	Prior Year Adj (Local1)	-	-	-	-	-	-	-	-	-	-

2021-22 First Interim Budget (BOARD FINAL 11-29-2021)		Year To Date							Annual Budget		
		Jul Actuals	Aug Actuals	Sep Actuals	Oct Actuals	Actual YTD	Approved Budget YTD	Variance	Board- Approved July Budget	Proposed 2021- 22 First Interim Budget	Current Budget vs. July Budget
<b>MSA SA</b>											
8695	Prior Year Adj (Local2)	-	-	-	-	-	-	-	-	-	-
8699	Other Revenue	1,717	-	-	-	1,717	1,717	-	-	-	-
8999	Misc Revenue (Suspense)	-	-	-	-	-	-	-	-	-	-
<b>SUBTOTAL - Local Revenue</b>		<b>1,769</b>	<b>212</b>	<b>542</b>	<b>634</b>	<b>3,156</b>	<b>1,717</b>	<b>1,439</b>	-	-	-

2021-22 First Interim Budget (BOARD FINAL 11-29-2021)		Year To Date							Annual Budget		
		Jul Actuals	Aug Actuals	Sep Actuals	Oct Actuals	Actual YTD	Approved Budget YTD	Variance	Board- Approved July Budget	Proposed 2021- 22 First Interim Budget	Current Budget vs. July Budget
<b>MSA SA</b>											
<b>Fundraising &amp; Grants</b>											
8802	Donations - Private	-	-	1,000	19,000	20,000	2,175	17,825	-	11,750	11,750
8803	Fundraising	-	600	4,172	2,036	6,808	3,906	2,902	20,000	13,673	(6,327)
<b>SUBTOTAL - Fundraising &amp; Gr.</b>		<b>-</b>	<b>600</b>	<b>5,172</b>	<b>21,036</b>	<b>26,808</b>	<b>6,081</b>	<b>20,727</b>	<b>20,000</b>	<b>25,423</b>	<b>5,423</b>
<b>TOTAL REVENUE</b>		<b>353,770</b>	<b>483,447</b>	<b>1,102,230</b>	<b>702,847</b>	<b>2,642,294</b>	<b>1,951,501</b>	<b>690,792</b>	<b>8,901,990</b>	<b>8,464,577</b>	<b>(437,413)</b>
<b>EXPENSES</b>											
<b>Certificated Salaries</b>											
1100	TeacherSalaries	41,500	108,471	225,055	218,058	593,083	654,538	(61,455)	2,378,929	2,425,642	46,714
1200	Cert Aid	3,600	3,285	6,570	6,570	20,025	31,636	(11,611)	170,416	195,664	25,248
1300	Cert Adminis	33,698	44,234	42,584	42,584	163,100	108,255	54,845	527,255	521,408	(5,847)
<b>SUBTOTAL - Certificated Salaries</b>		<b>78,798</b>	<b>155,990</b>	<b>274,209</b>	<b>267,212</b>	<b>776,208</b>	<b>794,429</b>	<b>(18,221)</b>	<b>3,076,600</b>	<b>3,142,715</b>	<b>66,115</b>
<b>Classified Salaries</b>											
2100	Instructional Aides	2,284	4,041	18,355	16,540	41,221	42,991	(1,771)	424,991	193,461	(231,530)
2200	Classified Support	5,868	13,399	23,409	28,216	70,893	52,198	18,695	326,061	234,892	(91,169)
2300	Classified Admin	-	-	-	-	-	-	-	-	-	-
2400	Clerical & Tech	9,671	14,988	15,289	15,013	54,961	48,337	6,623	179,185	217,518	38,333
2900	OtherClassStaff	1,309	3,491	4,601	4,140	13,540	-	13,540	-	-	-
<b>SUBTOTAL - Classified Salaries</b>		<b>19,132</b>	<b>35,919</b>	<b>61,654</b>	<b>63,909</b>	<b>180,614</b>	<b>143,527</b>	<b>37,088</b>	<b>930,237</b>	<b>645,870</b>	<b>(284,367)</b>
<b>Employee Benefits</b>											
3101	STRS-Certified	12,642	25,604	45,299	44,163	127,707	115,040	12,666	513,840	517,682	3,841
3102	STRS-Classified	-	76	632	765	1,474	-	1,474	-	-	-
3201	PERS-Cert	-	627	1,253	1,253	3,133	24,676	(21,543)	163,282	111,042	(52,241)
3202	PERS-Classified	3,414	7,781	11,962	11,724	34,882	1,251	33,630	6,918	5,631	(1,287)
3301	OASDI/Med-Cert	1,141	2,432	4,322	4,215	12,110	16,073	(3,963)	91,604	72,330	(19,274)
3302	OASDI/Med-Class	1,461	2,722	4,473	4,666	13,321	3,171	10,150	10,192	14,270	4,079
3401	HlthWelfareCert	4,012	41,219	48,537	1,687	95,454	133,090	(37,635)	769,588	598,903	(170,685)
3402	HlthWelfareCert	-	-	-	-	-	-	-	-	-	-
3501	UI-Certificated	490	-	-	-	490	1,586	(1,096)	18,470	7,138	(11,332)
3502	UI-Classified	-	-	-	-	-	-	-	-	-	-

2021-22 First Interim Budget (BOARD FINAL 11-29-2021)		Year To Date							Annual Budget		
		Jul Actuals	Aug Actuals	Sep Actuals	Oct Actuals	Actual YTD	Approved Budget YTD	Variance	Board- Approved July Budget	Proposed 2021- 22 First Interim Budget	Current Budget vs. July Budget
<b>MSA SA</b>											
3601	WorkersCmp-Cert	8,347	2,783	2,783	2,784	16,697	6,667	10,030	60,000	30,000	(30,000)
3602	WorkersCmp-Class	-	-	-	-	-	-	-	-	-	-
3701	Other Retirement-Cert	-	-	-	-	-	-	-	-	-	-
3901	OthBenes-Cert	-	-	-	-	-	-	-	(200,000)	-	200,000
3902	OthBenes-Class	-	-	-	-	-	-	-	-	-	-
3990	PY Bene Adj	-	-	-	-	-	-	-	-	-	-
<b>SUBTOTAL - Employee Benefit</b>		<b>31,506</b>	<b>83,243</b>	<b>119,261</b>	<b>71,257</b>	<b>305,267</b>	<b>301,555</b>	<b>3,713</b>	<b>1,433,895</b>	<b>1,356,996</b>	<b>(76,899)</b>

2021-22 First Interim Budget (BOARD FINAL 11-29-2021)					Year To Date			Annual Budget			
MSA SA	Jul	Aug	Oct	Actual YTD	Approved Budget YTD	Variance	Board-	Proposed 2021-	Current Budget vs. July Budget		
	Actuals	Actuals	Sep Actuals				Actuals	Approved July Budget		22 First Interim Budget	
<b>Books &amp; Supplies</b>											
4100	Text&CoreCurric	-	-	27,649	27,649	16,000	11,649	26,672	50,000	23,328	
4200	BooksOthRefMats	-	-	-	-	320	(320)	1,000	1,000	-	
4300	Materials and Supplies	-	-	-	-	-	-	-	-	-	
4310	Ins Mats & Sups	-	-	2,820	2,820	8,662	(5,842)	22,000	27,068	5,068	
4315	OthrSupplies	-	-	-	-	-	-	-	-	-	
4320	Office Supplies	-	1,424	298	461	2,183	2,080	103	6,500	6,500	
4325	ProfDevMat&Sups	-	-	-	-	-	-	-	-	-	
4326	Arts&MusicSupps	-	-	-	1,904	1,904	960	944	-	3,000	
4335	PE Supplies	-	-	3,733	4,096	7,829	4,800	3,029	-	15,000	
4340	Educat Software	14,935	13,470	2,651	1,756	32,812	20,246	12,566	70,700	63,268	
4345	NonInstStdntSup	-	9,298	3,780	2,375	15,453	6,400	9,053	20,000	20,000	
4346	TeacherSupplies	-	118	4	1,674	1,795	1,280	515	4,000	4,000	
4350	Cust. Supplies	-	1,852	596	10,835	13,283	12,800	483	40,000	40,000	
4351	Yearbook	-	-	-	-	-	-	-	-	-	
4390	Uniforms	-	-	13,756	166	13,922	4,303	9,619	9,073	13,448	
4400	NonCapEquip-Gen	4,150	-	2,473	1,000	7,624	3,200	4,424	20,000	10,000	
4410	ClssrmFrnEq<5k	-	-	-	-	-	-	-	-	-	
4430	OffceFurnEq<5k	-	-	-	-	320	(320)	1,000	1,000	-	
4440	Computers <\$5k	-	2,433	244	-	2,677	1,280	1,397	-	4,000	
4460	Fixed Asset Susp (Facility)	-	-	-	-	-	-	-	-	-	
4461	Fixed Asset Susp (Imp)	-	-	-	-	-	-	-	-	-	
4464	Equipment (Pre-Cap)	-	-	0	(197)	2,088	26,079	(23,991)	120,000	81,496	
4710	Food	-	-	-	-	-	-	-	-	-	
4720	Food:Other Food	-	-	2,381	449	2,830	640	2,190	2,000	2,000	
4990	Prior Year Adj (Mat'ls)	-	-	-	-	-	-	-	-	-	
4999	Misc Expenditure (Suspense)	-	-	-	-	-	-	-	-	-	
<b>SUBTOTAL - Books and Suppl</b>											
		<b>19,085</b>	<b>28,595</b>	<b>29,917</b>	<b>54,985</b>	<b>134,868</b>	<b>109,370</b>	<b>25,498</b>	<b>342,945</b>	<b>341,780</b>	<b>(1,165)</b>

2021-22 First Interim Budget (BOARD FINAL 11-29-2021)					Year To Date			Annual Budget			
MSA SA	Jul	Aug	Oct	Actual YTD	Approved Budget YTD	Variance	Board-	Proposed 2021-	Current Budget vs. July Budget		
	Actuals	Actuals	Sep Actuals				Actuals	Approved July Budget		22 First Interim Budget	
<b>Services &amp; Other Operating Expenses</b>											
5101	CMO Fees	-	-	-	-	172,884	(172,884)	884,386	777,976	(106,410)	
5200	Travel & Conference	-	-	-	-	-	-	-	-	-	
5205	Conference Fees	-	-	-	-	444	(444)	2,000	2,000	-	
5210	MilesParkTolls	-	-	-	-	222	(222)	1,000	1,000	-	
5215	TravConferences	-	-	-	-	-	-	-	-	-	
5220	TraLodging	-	-	-	-	222	(222)	1,000	1,000	-	
5300	DuesMemberships	346	1,120	-	3,877	5,343	1,667	3,676	7,500	7,500	-
5450	Other Insurance	26,001	8,667	8,667	8,666	52,001	19,333	32,668	50,000	87,000	37,000
5500	OpsHousekeeping	1,552	1,265	1,314	13,390	17,522	8,356	9,166	32,000	37,600	5,600
5510	Gas & Electric	12	1,852	12	2,000	3,877	20,000	(16,123)	90,000	90,000	-
5610	Rent & Leases	-	-	-	-	-	-	-	-	-	-
5620	EquipmentLeases	1,072	3,398	719	4,001	9,191	5,111	4,080	23,000	23,000	-
5630	Reps&MaintBldng	-	1,920	1,845	2,419	6,184	10,000	(3,816)	45,000	45,000	-
5800	ProfessServices	1,920	2,945	34,955	1,995	41,815	28,407	13,407	96,742	127,833	31,091
5810	Legal	-	-	-	2,541	2,541	4,444	(1,903)	20,000	20,000	-
5813	SchPrgAftSchool	-	1,534	118	269	1,921	-	1,921	-	-	-
5814	SchPrgAcadComps	-	-	-	-	-	667	(667)	3,000	3,000	-
5819	SchIProgs-Other	-	634	-	-	634	222	412	1,000	1,000	-
5820	Audit & CPA	-	1,727	-	3,927	5,655	2,000	3,655	9,000	9,000	-
5825	DMSBusinessSvcs	-	-	-	-	-	-	-	-	-	-
5835	Field Trips	-	-	-	685	685	8,889	(8,204)	40,000	40,000	-
5836	FieldTrip Trans	-	-	-	-	-	-	-	-	-	-
5840	MarkngStdtRecrt	500	-	-	-	500	2,222	(1,722)	10,000	10,000	-
5850	Oversight Fees	-	-	-	-	-	13,310	(13,310)	61,000	59,897	(1,103)
5857	Payroll Fees	2,762	3,205	2,326	2,327	10,620	6,667	3,953	30,000	30,000	-
5860	Service Fees	1	252	408	71	733	667	66	3,000	3,000	-
5861	Prior Year Services	-	-	-	-	-	-	-	-	-	-
5863	Prof Developmnt	-	-	-	-	-	889	(889)	4,000	4,000	-
5864	Prof Dev-Other	-	-	-	-	-	9,056	(9,056)	45,000	40,750	(4,250)
5865	Professional Development LLM	-	-	-	-	-	-	-	-	-	-
5869	SpEd Ctrct Inst	-	-	-	-	-	28,889	(28,889)	130,000	130,000	-
5870	Livescan	-	-	170	296	466	167	299	750	750	-
5872	SPED Fees (incl Encroachment)	-	-	-	-	-	-	-	-	-	-

2021-22 First Interim Budget (BOARD FINAL 11-29-2021)		Year To Date						Annual Budget			
		Jul Actuals	Aug Actuals	Sep Actuals	Oct Actuals	Actual YTD	Approved Budget YTD	Variance	Board- Approved July Budget	Proposed 2021- 22 First Interim Budget	Current Budget vs. July Budget
<b>MSA SA</b>											
5875	Staff Recruiting	-	-	-	-	-	-	-	-	-	
5884	Substitutes	-	3,861	12,851	32,292	49,005	16,222	32,782	80,000	73,000	(7,000)
5890	OthSvcsNon-Inst	-	-	-	-	-	-	-	-	-	-
5900	Communications	10	10	20	10	50	2,889	(2,839)	30,000	13,000	(17,000)
5910	Communications 2	-	-	-	-	-	-	-	-	-	-
5920	TelecomInternet	-	9,575	9,561	1,940	21,076	3,333	17,743	-	15,000	15,000
5930	PostageDelivery	1,858	-	500	-	2,358	1,778	580	8,000	8,000	-
5940	Technology	958	4,397	1,172	2,098	8,625	3,958	4,667	25,350	17,813	(7,537)
5990	Prior Year Adj (Services)	-	-	-	-	-	-	-	-	-	-
	<b>SUBTOTAL - Services &amp; Other</b>	<b>36,992</b>	<b>46,364</b>	<b>74,639</b>	<b>82,805</b>	<b>240,800</b>	<b>372,915</b>	<b>(132,115)</b>	<b>1,732,728</b>	<b>1,678,119</b>	<b>(54,609)</b>

2021-22 First Interim Budget (BOARD FINAL 11-29-2021)		Year To Date							Annual Budget		
		Jul Actuals	Aug Actuals	Sep Actuals	Oct Actuals	Actual YTD	Approved Budget YTD	Variance	Board- Approved July Budget	Proposed 2021- 22 First Interim Budget	Current Budget vs. July Budget
<b>MSA SA</b>											
<b>Capital Outlay &amp; Depreciation</b>											
6400	EquipFixed	-	-	-	-	-	-	-	-	-	-
6900	Depreciation	-	-	191,625	-	191,625	215,759	(24,134)	647,277	647,277	-
<b>SUBTOTAL - Capital Outlay &amp; I</b>		-	-	191,625	-	191,625	215,759	(24,134)	647,277	647,277	-
<b>Other Outflows</b>											
7299	Other Outgo (not incl. SPED Enc	-	-	-	-	-	-	-	-	-	-
7310	Indirect Costs	-	-	-	-	-	-	-	-	-	-
7438	InterestExpense	33,167	33,167	111,204	34,572	212,110	186,172	25,937	558,517	558,517	-
<b>SUBTOTAL - Other Outflows</b>		33,167	33,167	111,204	34,572	212,110	186,172	25,937	558,517	558,517	-
<b>TOTAL EXPENSES</b>		218,680	383,277	862,509	574,741	2,039,208	2,123,727	(84,519)	8,722,199	8,371,274	(350,925)

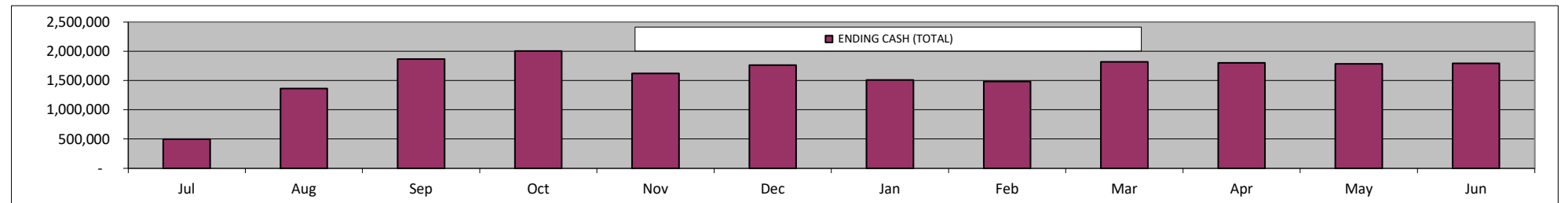


**Monthly Update - Monthly Cash Flow (Projections) 2021-22**

<b>MSA-SA</b>	Jul	Aug	Sep	Oct	Nov	Dec	Jan	Feb	Mar	Apr	May	Jun	Accruals	<b>TOTAL</b>
	<b>ACTUALS</b>	<b>ACTUALS</b>	<b>ACTUALS</b>	<b>ACTUALS</b>	<b>BUDGET</b>	<b>BUDGET</b>	<b>BUDGET</b>	<b>BUDGET</b>	<b>BUDGET</b>	<b>BUDGET</b>	<b>BUDGET</b>	<b>BUDGET</b>	<b>BUDGET</b>	
<b>BEGINNING CASH</b>	<b>614,894</b>	<b>456,064</b>	<b>1,362,283</b>	<b>1,867,389</b>	<b>2,003,696</b>	<b>1,620,337</b>	<b>1,763,091</b>	<b>1,509,872</b>	<b>1,484,039</b>	<b>1,819,698</b>	<b>1,802,960</b>	<b>1,786,222</b>	<b>1,794,523</b>	
<b>Revenue</b>														
LCFF: State Aid	-	313,012	563,422	563,422	365,322	365,322	365,322	365,322	584,515	584,515	584,515	584,515	605,946	<b>5,845,149</b>
LCFF: EPA	-	-	26,326	-	-	24,205	-	-	24,205	-	-	22,084	-	<b>96,820</b>
LCFF: ILPT	-	-	-	-	3,978	3,978	3,978	3,978	3,978	3,978	3,978	3,978	15,912	<b>47,735</b>
Federal Revenue	20,833	151,467	260,578	85,074	4,889	350,369	4,889	4,889	350,369	4,889	4,889	4,889	195,009	<b>1,443,032</b>
Other State Revenues	18,156	18,156	246,190	32,681	79,559	36,924	36,924	264,310	36,924	36,924	36,924	36,924	125,820	<b>1,006,418</b>
Other Local Revenues	-	600	5,172	21,036	-	-	-	-	-	-	-	-	(1,386)	<b>25,423</b>
<b>Total Revenue</b>	<b>38,989</b>	<b>483,235</b>	<b>1,101,688</b>	<b>702,213</b>	<b>453,748</b>	<b>780,798</b>	<b>411,113</b>	<b>638,499</b>	<b>999,991</b>	<b>630,306</b>	<b>630,306</b>	<b>652,390</b>	<b>941,300</b>	<b>8,464,577</b>
<b>Expenses</b>														
Certificated Salaries	78,798	155,990	274,209	267,212	276,269	276,269	276,269	276,269	276,269	276,269	276,269	276,269	156,355	<b>3,142,715</b>
Classified Salaries	19,132	35,919	61,654	63,909	59,099	59,099	59,099	59,099	59,099	47,279	47,279	44,324	30,876	<b>645,870</b>
Benefits	31,506	83,243	119,261	71,257	124,170	124,170	124,170	124,170	124,170	124,170	124,170	124,170	58,372	<b>1,356,996</b>
Books and Supplies	19,085	28,595	29,917	54,985	27,342	27,342	27,342	27,342	27,342	21,874	21,874	21,874	6,863	<b>341,780</b>
Services and Operations	36,992	46,364	74,639	82,805	153,553	153,553	153,553	153,553	153,553	153,553	153,553	153,553	208,892	<b>1,678,119</b>
Depreciation / Cap Outlay	-	-	191,625	-	53,940	53,940	53,940	53,940	53,940	53,940	53,940	53,940	24,134	<b>647,277</b>
Other Outflows	33,167	33,167	111,204	34,572	-	-	-	-	-	-	-	-	346,408	<b>558,517</b>
<b>Total Expenses</b>	<b>218,680</b>	<b>383,277</b>	<b>862,509</b>	<b>574,741</b>	<b>694,373</b>	<b>694,373</b>	<b>694,373</b>	<b>694,373</b>	<b>694,373</b>	<b>677,085</b>	<b>677,085</b>	<b>674,130</b>	<b>831,901</b>	<b>8,371,274</b>
<b>Other Transactions Affecting Cash</b>														
Revenues - Prior Year Accruals	699,225	1,165,375	349,613	116,538	78,637	110,092	-	-	-	-	-	-	-	<b>2,519,480</b>
Accounts Receivable - Bond Project	-	-	-	-	-	-	-	-	-	-	-	-	-	<b>-</b>
Other Assets/Accrual Adj	351,181	-	-	-	-	-	-	-	-	-	-	-	-	<b>351,181</b>
Fixed Assets - Depreciation Addback	-	-	191,625	-	53,940	53,940	53,940	53,940	53,940	53,940	53,940	53,940	-	<b>623,143</b>
Fixed Assets - Acquisitions	-	-	-	-	-	-	-	-	-	-	-	-	-	<b>-</b>
Due To (From)	-	-	-	-	-	-	-	-	-	-	-	-	-	<b>-</b>
Expenses - Prior Year Accruals	(1,005,646)	(335,215)	(251,412)	(83,804)	(251,412)	(83,804)	-	-	-	-	-	-	-	<b>(2,011,292)</b>
Accounts Payable - Current Year	-	-	-	-	-	-	-	-	-	-	-	-	-	<b>-</b>
Summer Holdback for Teachers	-	-	-	-	-	-	-	-	-	-	-	-	-	<b>-</b>
Loans Payable (Current)	-	-	-	-	-	-	-	-	-	-	-	-	-	<b>-</b>
Loans Payable (Long Term)	(23,899)	(23,899)	(23,899)	(23,899)	(23,899)	(23,899)	(23,899)	(23,899)	(23,899)	(23,899)	(23,899)	(23,899)	-	<b>(286,785)</b>
<b>Total Other Transactions</b>	<b>20,862</b>	<b>806,261</b>	<b>265,927</b>	<b>8,835</b>	<b>(142,733)</b>	<b>56,329</b>	<b>30,041</b>	<b>30,041</b>	<b>30,041</b>	<b>30,041</b>	<b>30,041</b>	<b>30,041</b>	<b>30,041</b>	<b>1,195,726</b>
<b>Total Change in Cash</b>	<b>(158,830)</b>	<b>906,219</b>	<b>505,106</b>	<b>136,307</b>	<b>(383,359)</b>	<b>142,754</b>	<b>(253,219)</b>	<b>(25,833)</b>	<b>335,659</b>	<b>(16,738)</b>	<b>(16,738)</b>	<b>8,301</b>		<b>1,289,029</b>

ENDING CASH (Local Bank 9120)	456,064	1,362,283	1,867,389	2,003,696	1,620,337	1,763,091	1,509,872	1,484,039	1,819,698	1,802,960	1,786,222	1,794,523
ENDING CASH (County Treas. & Other)	39,122	-	-	-	-	-	-	-	-	-	-	-
<b>ENDING CASH (TOTAL)</b>	<b>495,186</b>	<b>1,362,283</b>	<b>1,867,389</b>	<b>2,003,696</b>	<b>1,620,337</b>	<b>1,763,091</b>	<b>1,509,872</b>	<b>1,484,039</b>	<b>1,819,698</b>	<b>1,802,960</b>	<b>1,786,222</b>	<b>1,794,523</b>

<<< = 78 days cash



2021-22 First Interim Budget (BOARD FINAL 11-29-2021)		Year To Date						Annual Budget				
<b>MSA SD</b>		Jul Actuals	Aug Actuals	Sep Actuals	Oct Actuals	Actual YTD	Approved Budget YTD	Variance	Board- Approved July Budget	Proposed 2021- 22 First Interim Budget	Current Budget vs. July Budget	
Projected Average Daily Attendance:									404	396	(8)	
<b>SUMMARY</b>												
<b>Revenue</b>												
LCFF Entitlement		32,826	218,579	442,779	303,262	997,446	890,805	106,641	3,660,985	3,563,220	(97,765)	
Federal Revenue		-	27,736	1,805	19,478	49,019	43,976	5,043	356,464	443,901	87,437	
Other State Revenues		14,524	14,524	156,228	26,142	211,418	194,414	17,004	706,901	653,148	(53,752)	
Other Local Revenues		1,897	64	-	5,592	7,554	16,808	(9,254)	55,000	55,000	-	
<b>Total Revenue</b>		<b>49,247</b>	<b>260,903</b>	<b>600,812</b>	<b>354,474</b>	<b>1,265,437</b>	<b>1,146,003</b>	<b>119,434</b>	<b>4,779,350</b>	<b>4,715,270</b>	<b>(64,080)</b>	
<b>Expenditures</b>												
Certificated Salaries		48,580	83,837	140,802	140,665	413,884	432,120	(18,236)	1,797,453	1,747,434	(50,019)	
Classified Salaries		13,782	18,775	38,841	39,024	110,422	102,256	8,165	487,611	460,153	(27,458)	
Benefits		19,317	46,244	60,373	39,004	164,938	159,787	5,151	790,648	719,042	(71,606)	
Books and Supplies		5,500	11,931	26,276	9,947	53,654	46,549	7,104	201,392	145,467	(55,925)	
Services and Operating Exp.		93,380	87,365	100,342	95,552	376,640	343,982	32,657	1,445,921	1,547,920	101,999	
Depreciation & Cap Outlay		-	-	14,321	-	14,321	17,569	(3,248)	52,708	52,708	-	
Other Outflows		-	-	-	886	886	1,500	(614)	-	3,000	3,000	
<b>Total Expenditures</b>		<b>180,559</b>	<b>248,152</b>	<b>380,955</b>	<b>325,078</b>	<b>1,134,745</b>	<b>1,103,765</b>	<b>30,980</b>	<b>4,775,734</b>	<b>4,675,724</b>	<b>(100,009)</b>	
<b>Net Revenues</b>										<b>3,616</b>	<b>39,545</b>	<b>35,929</b>
<b>Fund Balance</b>												
Beginning Balance (Budgeted)											1,219,782	
Net Revenues											39,545	
<b>Ending Fund Balance</b>											<b>1,259,327</b>	
<b>Components of Fund Bal.</b>												
Available For Econ. Uncert.											1,081,457	
Restricted Balances (Est.)											594	
Net Fixed Assets											177,276	
<b>Ending Fund Balance</b>											<b>1,259,327</b>	

2021-22 First Interim Budget (BOARD FINAL 11-29-2021)		Year To Date						Annual Budget			
MSA SD		Jul Actuals	Aug Actuals	Sep Actuals	Oct Actuals	Actual YTD	Approved Budget YTD	Variance	Board- Approved July Budget	Proposed 2021- 22 First Interim Budget	Current Budget vs. July Budget

REVENUE DETAIL		Jul	Aug	Sep	Oct	Actual YTD	Budget YTD	Variance	Board- Approved July Budget	Proposed 2021-22 First Interim Budget	Current Budget vs. First Interim
		Actuals	Actuals	Actuals	Actuals						
<b>LCFF Entitlement</b>											
8011	State Aid	36,859	36,859	66,346	66,346	206,410	175,409	31,001	650,654	701,636	50,982
8012	EPA Entitlement	-	-	21,060	-	21,060	19,787	1,273	81,024	79,148	(1,876)
8019	Prior Year Adjustments	(4,033)	4,033	-	-	-	-	-	-	-	-
8096	InLieuPropTaxes	-	177,687	355,373	236,916	769,976	695,609	74,367	2,929,307	2,782,436	(146,871)
<b>SUBTOTAL - LCFF Entitlement</b>		<b>32,826</b>	<b>218,579</b>	<b>442,779</b>	<b>303,262</b>	<b>997,446</b>	<b>890,805</b>	<b>106,641</b>	<b>3,660,985</b>	<b>3,563,220</b>	<b>(97,765)</b>
<b>Federal Revenue</b>											
8181	SpEd - Revenue	-	-	-	-	-	15,608	(15,608)	49,008	48,776	(232)
8220	SchLunchFederal	-	-	-	-	-	-	-	-	-	-
8290	All Other Federal Revenue	-	27,736	1,805	19,478	49,019	28,368	20,651	307,456	395,125	87,669
8295	Prior Year Adjustments (Fed Rev	-	-	-	-	-	-	-	-	-	-
<b>SUBTOTAL - Federal Revenue</b>		<b>-</b>	<b>27,736</b>	<b>1,805</b>	<b>19,478</b>	<b>49,019</b>	<b>43,976</b>	<b>5,043</b>	<b>356,464</b>	<b>443,901</b>	<b>87,437</b>
<b>Other State Revenue</b>											
8311	SpEd Revenue	14,524	14,524	26,142	26,142	81,332	69,680	11,652	245,041	243,880	(1,161)
8520	SchoolNutrState	-	-	-	-	-	-	-	-	-	-
8550	MandCstReimburs	-	-	-	-	-	-	-	6,931	13,854	6,923
8560	StateLotteryRev	-	-	-	-	-	-	-	80,619	83,580	2,961
8590	AllOthStateRev	-	-	130,086	-	130,086	124,734	5,352	374,310	311,834	(62,475)
8595	Prior Year Adjustments (Other St	-	-	-	-	-	-	-	-	-	-
<b>SUBTOTAL - Other State Revenue</b>		<b>14,524</b>	<b>14,524</b>	<b>156,228</b>	<b>26,142</b>	<b>211,418</b>	<b>194,414</b>	<b>17,004</b>	<b>706,901</b>	<b>653,148</b>	<b>(53,752)</b>
<b>Local Revenue</b>											
8600	Other Local Rev	-	-	-	-	-	-	-	-	-	-
8660	Interest	804	64	-	788	1,656	-	1,656	-	-	-
8698	OthRev-Suspense	-	-	-	-	-	-	-	-	-	-
8690	Prior Year Adj (Local1)	-	-	-	-	-	-	-	-	-	-

2021-22 First Interim Budget (BOARD FINAL 11-29-2021)		Year To Date							Annual Budget		
		Jul Actuals	Aug Actuals	Sep Actuals	Oct Actuals	Actual YTD	Approved Budget YTD	Variance	Board- Approved July Budget	Proposed 2021- 22 First Interim Budget	Current Budget vs. July Budget
<b>MSA SD</b>											
8695	Prior Year Adj (Local2)	-	-	-	-	-	-	-	-	-	-
8699	Other Revenue	1,094	-	-	-	1,094	1,094	-	-	-	-
8999	Misc Revenue (Suspense)	-	-	-	4,804	4,804	-	4,804	-	-	-
<b>SUBTOTAL - Local Revenue</b>		<b>1,897</b>	<b>64</b>	<b>-</b>	<b>5,592</b>	<b>7,554</b>	<b>1,094</b>	<b>6,460</b>	<b>-</b>	<b>-</b>	<b>-</b>

2021-22 First Interim Budget (BOARD FINAL 11-29-2021)		Year To Date						Annual Budget			
		Jul Actuals	Aug Actuals	Sep Actuals	Oct Actuals	Actual YTD	Approved Budget YTD	Variance	Board- Approved July Budget	Proposed 2021- 22 First Interim Budget	Current Budget vs. July Budget
<b>MSA SD</b>											
<b>Fundraising &amp; Grants</b>											
8802	Donations - Private	-	-	-	-	-	-	-	-	-	
8803	Fundraising	-	-	-	-	-	15,714	(15,714)	55,000	55,000	-
<b>SUBTOTAL - Fundraising &amp; Gr</b>		-	-	-	-	-	<b>15,714</b>	<b>(15,714)</b>	<b>55,000</b>	<b>55,000</b>	-
<b>TOTAL REVENUE</b>		<b>49,247</b>	<b>260,903</b>	<b>600,812</b>	<b>354,474</b>	<b>1,265,437</b>	<b>1,146,003</b>	<b>119,434</b>	<b>4,779,350</b>	<b>4,715,270</b>	<b>(64,080)</b>
<b>EXPENSES</b>											
<b>Certificated Salaries</b>											
1100	TeacherSalaries	27,900	48,373	102,234	101,597	280,104	343,243	(63,139)	1,332,833	1,272,018	(60,815)
1200	Cert Aid	-	3,104	6,208	6,208	15,520	9,383	6,137	80,480	65,680	(14,800)
1300	Cert Adminis	20,680	32,360	32,360	32,860	118,260	79,494	38,766	384,140	409,736	25,596
<b>SUBTOTAL - Certificated Salar</b>		<b>48,580</b>	<b>83,837</b>	<b>140,802</b>	<b>140,665</b>	<b>413,884</b>	<b>432,120</b>	<b>(18,236)</b>	<b>1,797,453</b>	<b>1,747,434</b>	<b>(50,019)</b>
<b>Classified Salaries</b>											
2100	Instructional Aides	6,600	3,514	17,334	16,025	43,472	60,022	(16,550)	297,657	270,099	(27,558)
2200	Classified Support	1,330	2,975	9,366	10,208	23,879	-	23,879	-	-	-
2300	Classified Admin	-	-	-	-	-	-	-	-	-	-
2400	Clerical & Tech	5,852	12,285	12,142	12,792	43,071	42,234	836	189,954	190,054	100
2900	OtherClassStaff	-	-	-	-	-	-	-	-	-	-
<b>SUBTOTAL - Classified Salarie</b>		<b>13,782</b>	<b>18,775</b>	<b>38,841</b>	<b>39,024</b>	<b>110,422</b>	<b>102,256</b>	<b>8,165</b>	<b>487,611</b>	<b>460,153</b>	<b>(27,458)</b>
<b>Employee Benefits</b>											
3101	STRS-Certified	8,220	14,160	23,798	23,775	69,953	68,463	1,490	309,774	308,085	(1,690)
3102	STRS-Classified	597	1,191	1,726	1,807	5,321	-	5,321	-	-	-
3201	PERS-Cert	-	-	-	-	-	11,525	(11,525)	46,535	51,861	5,326
3202	PERS-Classified	905	2,317	6,875	6,269	16,366	-	16,366	-	-	-
3301	OASDI/Med-Cert	704	1,216	2,037	2,035	5,993	8,048	(2,055)	33,194	36,217	3,023
3302	OASDI/Med-Class	835	1,002	2,331	2,320	6,487	1,667	4,820	9,346	7,503	(1,843)
3401	HlthWelfareCert	1,946	24,417	24,372	858	51,593	64,507	(12,914)	349,335	290,283	(59,051)
3402	HlthWelfareCert	-	-	-	-	-	-	-	-	-	-
3501	UI-Certificated	285	-	-	-	285	910	(625)	9,465	4,094	(5,370)

2021-22 First Interim Budget (BOARD FINAL 11-29-2021)		Year To Date							Annual Budget		
		Jul Actuals	Aug Actuals	Sep Actuals	Oct Actuals	Actual YTD	Approved Budget YTD	Variance	Board- Approved July Budget	Proposed 2021- 22 First Interim Budget	Current Budget vs. July Budget
<b>MSA SD</b>											
3502	UI-Classified	-	-	-	-	-	-	-	-	-	
3601	WorkersCmp-Cert	5,824	1,941	1,941	1,941	11,647	4,667	6,980	33,000	21,000	(12,000)
3602	WorkersCmp-Class	-	-	-	-	-	-	-	-	-	-
3701	Other Retirement-Cert	-	-	-	-	-	-	-	-	-	-
3901	OthBenes-Cert	-	-	-	-	-	-	-	-	-	-
3902	OthBenes-Class	-	-	-	-	-	-	-	-	-	-
3990	PY Bene Adj	-	-	(2,707)	-	(2,707)	-	(2,707)	-	-	-
<b>SUBTOTAL - Employee Benefit</b>		<b>19,317</b>	<b>46,244</b>	<b>60,373</b>	<b>39,004</b>	<b>164,938</b>	<b>159,787</b>	<b>5,151</b>	<b>790,648</b>	<b>719,042</b>	<b>(71,606)</b>

2021-22 First Interim Budget (BOARD FINAL 11-29-2021)					Year To Date				Annual Budget		
MSA SD		Jul Actuals	Aug Actuals	Sep Actuals	Oct Actuals	Actual YTD	Approved Budget YTD	Variance	Board- Approved July Budget	Proposed 2021- 22 First Interim Budget	Current Budget vs. July Budget
<b>Books &amp; Supplies</b>											
4100	Text&CoreCurric	-	-	-	9,492	9,492	4,800	4,692	20,000	15,000	(5,000)
4200	BooksOthRefMats	-	-	-	-	-	320	(320)	1,000	1,000	-
4300	Materials and Supplies	-	-	-	-	-	-	-	-	-	-
4310	Ins Mats & Sups	-	1,467	-	988	2,455	4,475	(2,021)	17,750	13,985	(3,765)
4315	OthrSupplies	-	-	-	-	-	-	-	-	-	-
4320	Office Supplies	9	202	1,739	743	2,693	5,600	(2,907)	20,000	17,500	(2,500)
4325	ProfDevMat&Sups	-	-	-	-	-	-	-	-	-	-
4326	Arts&MusicSupps	-	-	-	-	-	800	(800)	2,500	2,500	-
4335	PE Supplies	-	-	-	-	-	800	(800)	3,500	2,500	(1,000)
4340	Educat Software	-	6,517	4,390	-	10,907	9,492	1,415	34,664	29,664	(5,000)
4345	NonInstStdntSup	-	2,551	3,392	907	6,850	3,840	3,010	25,000	12,000	(13,000)
4346	TeacherSupplies	-	-	1,464	492	1,956	1,280	676	4,000	4,000	-
4350	Cust. Supplies	-	-	791	3,006	3,797	3,840	(43)	12,000	12,000	-
4351	Yearbook	-	-	-	-	-	-	-	-	-	-
4390	Uniforms	-	-	8,818	-	8,818	3,302	5,516	7,978	10,318	2,340
4400	NonCapEquip-Gen	-	-	-	-	-	-	-	-	-	-
4410	ClssrmFrnEq<5k	-	-	-	-	-	-	-	-	-	-
4430	OffceFurnEq<5k	-	-	-	-	-	320	(320)	1,000	1,000	-
4440	Computers <\$5k	-	-	3,881	-	3,881	1,280	2,601	-	4,000	4,000
4460	Fixed Asset Susp (Facility)	-	-	-	-	-	-	-	-	-	-
4461	Fixed Asset Susp (Imp)	-	-	-	-	-	-	-	-	-	-
4464	Equipment (Pre-Cap)	-	-	-	-	-	4,800	(4,800)	50,000	15,000	(35,000)
4710	Food	-	-	-	-	-	-	-	-	-	-
4720	Food:Other Food	-	1,193	780	832	2,805	1,600	1,205	2,000	5,000	3,000
4990	Prior Year Adj (Mat'ls)	-	-	-	-	-	-	-	-	-	-
4999	Misc Expenditure (Suspense)	5,492	-	1,021	(6,513)	-	-	-	-	-	-
<b>SUBTOTAL - Books and Suppl</b>		<b>5,500</b>	<b>11,931</b>	<b>26,276</b>	<b>9,947</b>	<b>53,654</b>	<b>46,549</b>	<b>7,104</b>	<b>201,392</b>	<b>145,467</b>	<b>(55,925)</b>

2021-22 First Interim Budget (BOARD FINAL 11-29-2021)		Year To Date						Annual Budget			
		Jul Actuals	Aug Actuals	Sep Actuals	Oct Actuals	Actual YTD	Approved Budget YTD	Variance	Board- Approved July Budget	Proposed 2021- 22 First Interim Budget	Current Budget vs. July Budget
MSA SD											
<b>Services &amp; Other Operating Expenses</b>											
5101	CMO Fees	-	-	-	-	-	39,842	(39,842)	179,290	179,290	0
5200	Travel & Conference	-	-	1,226	-	1,226	-	1,226	-	-	-
5205	Conference Fees	-	-	-	-	-	1,333	(1,333)	6,000	6,000	-
5210	MilesParkTolls	-	-	-	-	-	333	(333)	1,500	1,500	-
5215	TravConferences	-	-	-	-	-	-	-	-	-	-
5220	TraLodging	-	-	-	-	-	333	(333)	1,500	1,500	-
5300	DuesMemberships	346	1,409	10	10	1,775	1,667	108	7,500	7,500	-
5450	Other Insurance	16,054	5,351	5,351	5,351	32,107	12,000	20,107	42,000	54,000	12,000
5500	OpsHousekeeping	120	678	645	404	1,847	3,333	(1,486)	15,000	15,000	-
5510	Gas & Electric	-	3,808	7,315	14,770	25,893	13,333	12,560	-	60,000	60,000
5610	Rent & Leases	60,344	60,344	60,344	60,344	241,377	164,444	76,932	740,000	740,000	-
5620	EquipmentLeases	1,325	930	885	885	4,024	3,333	691	15,000	15,000	-
5630	Reps&MaintBldng	4,084	555	2,305	654	7,598	1,111	6,487	5,000	5,000	-
5800	ProfessServices	1,920	4,810	2,150	-	8,880	9,103	(223)	29,025	40,965	11,940
5810	Legal	(182)	(2,006)	-	-	(2,188)	2,222	(4,410)	20,000	10,000	(10,000)
5813	SchPrgAftSchool	-	-	8,737	-	8,737	25,112	(16,375)	93,006	113,006	20,000
5814	SchPrgAcadComps	-	-	-	175	175	222	(47)	1,000	1,000	-
5819	SchIProgs-Other	-	-	-	-	-	222	(222)	1,000	1,000	-
5820	Audit & CPA	-	1,727	-	3,927	5,655	2,000	3,655	9,000	9,000	-
5825	DMSBusinessSvcs	-	-	-	-	-	-	-	-	-	-
5835	Field Trips	-	150	6,245	-	6,395	8,889	(2,493)	40,000	40,000	-
5836	FieldTrip Trans	-	-	-	-	-	-	-	-	-	-
5840	MarkngStdtrRecrt	-	-	-	-	-	4,444	(4,444)	20,000	20,000	-
5850	Oversight Fees	-	-	-	-	-	7,918	(7,918)	39,000	35,632	(3,368)
5857	Payroll Fees	1,702	948	1,257	1,283	5,190	3,333	1,857	15,000	15,000	-
5860	Service Fees	6,141	48	1,195	34	7,418	1,444	5,974	1,000	6,500	5,500
5861	Prior Year Services	-	-	-	-	-	-	-	-	-	-
5863	Prof Developmnt	-	30	-	50	80	889	(809)	4,000	4,000	-
5864	Prof Dev-Other	-	-	-	-	-	2,548	(2,548)	16,000	11,464	(4,536)
5865	Professional Development LLM	-	-	-	-	-	-	-	-	-	-
5869	SpEd Ctrct Inst	-	226	-	168	394	13,333	(12,940)	60,000	60,000	-
5870	Livescan	-	89	143	-	232	167	65	750	750	-



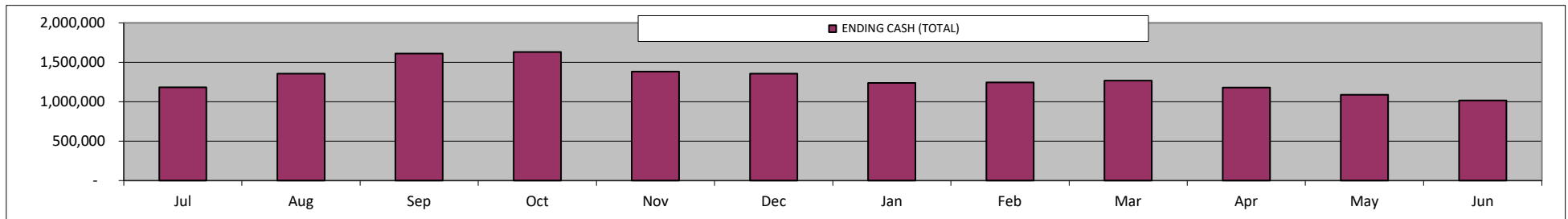
2021-22 First Interim Budget (BOARD FINAL 11-29-2021)		Year To Date						Annual Budget			
		Jul Actuals	Aug Actuals	Sep Actuals	Oct Actuals	Actual YTD	Approved Budget YTD	Variance	Board- Approved July Budget	Proposed 2021- 22 First Interim Budget	Current Budget vs. July Budget
<b>MSA SD</b>											
5872	SPED Fees (incl Encroachment)	-	-	-	-	-	-	-	-	-	-
5875	Staff Recruiting	-	-	-	-	-	-	-	-	-	-
5884	Substitutes	-	-	-	4,918	4,918	7,778	(2,860)	15,000	35,000	20,000
5890	OthSvcsNon-Inst	-	-	-	-	-	-	-	-	-	-
5900	Communications	-	-	-	-	-	5,111	(5,111)	40,000	23,000	(17,000)
5910	Communications 2	-	-	-	-	-	-	-	-	-	-
5920	TelecomInternet	978	1,983	1,567	66	4,594	3,333	1,261	-	15,000	15,000
5930	PostageDelivery	-	626	-	1,021	1,647	889	758	4,000	4,000	-
5940	Technology	548	5,657	967	1,494	8,665	3,958	4,707	25,350	17,813	(7,537)
5990	Prior Year Adj (Services)	-	-	-	-	-	-	-	-	-	-
<b>SUBTOTAL - Services &amp; Other</b>		<b>93,380</b>	<b>87,365</b>	<b>100,342</b>	<b>95,552</b>	<b>376,640</b>	<b>343,982</b>	<b>32,657</b>	<b>1,445,921</b>	<b>1,547,920</b>	<b>101,999</b>

2021-22 First Interim Budget (BOARD FINAL 11-29-2021)		Year To Date						Annual Budget			
		Jul Actuals	Aug Actuals	Sep Actuals	Oct Actuals	Actual YTD	Approved Budget YTD	Variance	Board- Approved July Budget	Proposed 2021- 22 First Interim Budget	Current Budget vs. July Budget
<b>MSA SD</b>											
<b>Capital Outlay &amp; Depreciation</b>											
6400	EquipFixed	-	-	-	-	-	-	-	-	-	
6900	Depreciation	-	-	14,321	-	14,321	17,569	(3,248)	52,708	52,708	
<b>SUBTOTAL - Capital Outlay &amp; Depreciation</b>		-	-	14,321	-	14,321	17,569	(3,248)	52,708	52,708	
<b>Other Outflows</b>											
7299	Other Outgo (not incl. SPED Enc	-	-	-	-	-	-	-	-	-	
7310	Indirect Costs	-	-	-	-	-	-	-	-	-	
7438	InterestExpense	-	-	-	886	886	1,500	(614)	-	3,000	
<b>SUBTOTAL - Other Outflows</b>		-	-	-	886	886	1,500	(614)	-	3,000	
<b>TOTAL EXPENSES</b>		<b>180,559</b>	<b>248,152</b>	<b>380,955</b>	<b>325,078</b>	<b>1,134,745</b>	<b>1,103,765</b>	<b>30,980</b>	<b>4,775,734</b>	<b>4,675,724</b>	<b>(100,009)</b>

2021-22 First Interim Budget (BOARD FINAL 11-29-2021)		Year To Date						Annual Budget		
MERF	Jul Actuals	Aug Actuals	Sep Actuals	Oct Actuals	Actual YTD	Approved Budget YTD	Variance	Board- Approved July Budget	Proposed 2021- 22 First Interim Budget	Current Budget vs. July Budget
Projected Average Daily Attendance:										-
<b>SUMMARY</b>										
<b>Revenue</b>										
LCFF Entitlement	-	-	-	-	-	-	-	-	-	-
Federal Revenue	-	-	-	-	-	-	-	-	-	-
Other State Revenues	-	-	-	-	-	-	-	-	-	-
Other Local Revenues	7,213	6,398	-	3,500	17,111	1,376,621	(1,359,511)	5,873,400	5,453,347	(420,053)
<b>Total Revenue</b>	<b>7,213</b>	<b>6,398</b>	<b>-</b>	<b>3,500</b>	<b>17,111</b>	<b>1,376,621</b>	<b>(1,359,511)</b>	<b>5,873,400</b>	<b>5,453,347</b>	<b>(420,053)</b>
<b>Expenditures</b>										
Certificated Salaries	45,004	92,364	951	4,792	143,111	-	143,111	-	-	-
Classified Salaries	86,798	174,905	285,120	263,435	810,258	763,866	46,392	3,350,791	3,437,395	86,604
Benefits	32,882	82,063	143,091	45,376	303,413	221,817	81,595	1,052,170	998,179	(53,991)
Books and Supplies	65,242	2,233	15,623	7,148	90,246	34,464	55,782	101,200	107,700	6,500
Services and Operating Exp.	173,941	38,317	155,409	112,129	479,796	299,242	180,554	1,363,028	1,346,589	(16,439)
Depreciation & Cap Outlay	-	-	-	-	-	286	(286)	859	859	-
Other Outflows	-	-	-	507	507	-	507	-	-	-
<b>Total Expenditures</b>	<b>403,867</b>	<b>389,883</b>	<b>600,194</b>	<b>433,387</b>	<b>1,827,331</b>	<b>1,319,675</b>	<b>507,655</b>	<b>5,868,048</b>	<b>5,890,722</b>	<b>22,674</b>
<b>Net Revenues</b>					<b>(1,810,220)</b>	<b>56,946</b>	<b>(1,867,166)</b>	<b>5,352</b>	<b>(437,375)</b>	<b>(442,727)</b>
<b>Fund Balance</b>										
Beginning Balance (Budgeted)									3,016,610	
Net Revenues									(437,375)	
<b>Ending Fund Balance</b>									<b>2,579,234</b>	
<b>Components of Fund Bal.</b>										
Available For Econ. Uncert.									2,534,628	
Restricted Balances (Est.)									29,491	
Net Fixed Assets									15,115	
<b>Ending Fund Balance</b>									<b>2,579,234</b>	

**Monthly Update - Monthly Cash Flow (Projections) 2021-22**

<b>MSA-SD</b>	Jul	Aug	Sep	Oct	Nov	Dec	Jan	Feb	Mar	Apr	May	Jun	Accruals	<b>TOTAL</b>
	<b>ACTUALS</b>	<b>ACTUALS</b>	<b>ACTUALS</b>	<b>ACTUALS</b>	<b>BUDGET</b>	<b>BUDGET</b>	<b>BUDGET</b>	<b>BUDGET</b>	<b>BUDGET</b>	<b>BUDGET</b>	<b>BUDGET</b>	<b>BUDGET</b>	<b>BUDGET</b>	
<b>BEGINNING CASH</b>	<b>1,266,799</b>	<b>1,140,603</b>	<b>1,356,170</b>	<b>1,609,311</b>	<b>1,629,396</b>	<b>1,382,221</b>	<b>1,356,391</b>	<b>1,237,151</b>	<b>1,242,646</b>	<b>1,268,287</b>	<b>1,177,686</b>	<b>1,087,086</b>	<b>1,015,000</b>	
<b>Revenue</b>														
LCFF: State Aid	-	36,859	66,346	66,346	43,852	43,852	43,852	43,852	70,164	70,164	70,164	70,164	76,022	<b>701,636</b>
LCFF: EPA	-	-	21,060	-	-	19,787	-	-	19,787	-	-	18,514	-	<b>79,148</b>
LCFF: ILPT	-	177,687	355,373	236,916	231,870	231,870	231,870	231,870	231,870	231,870	231,870	231,870	157,503	<b>2,782,436</b>
Federal Revenue	-	27,736	1,805	19,478	3,902	102,683	3,902	3,902	102,683	3,902	3,902	3,902	166,103	<b>443,901</b>
Other State Revenues	14,524	14,524	156,228	26,142	51,826	28,438	28,438	153,172	28,438	28,438	28,438	28,438	66,102	<b>653,148</b>
Other Local Revenues	-	-	-	-	3,929	3,929	3,929	3,929	3,929	3,929	3,929	3,929	23,571	<b>55,000</b>
<b>Total Revenue</b>	<b>14,524</b>	<b>256,806</b>	<b>600,812</b>	<b>348,882</b>	<b>335,379</b>	<b>430,559</b>	<b>311,991</b>	<b>436,725</b>	<b>456,871</b>	<b>338,302</b>	<b>338,302</b>	<b>356,816</b>	<b>489,301</b>	<b>4,715,270</b>
<b>Expenses</b>														
Certificated Salaries	48,580	83,837	140,802	140,665	154,743	154,743	154,743	154,743	154,743	154,743	154,743	154,743	95,607	<b>1,747,434</b>
Classified Salaries	13,782	18,775	38,841	39,024	42,106	42,106	42,106	42,106	42,106	42,106	42,106	42,106	12,887	<b>460,153</b>
Benefits	19,317	46,244	60,373	39,004	65,795	65,795	65,795	65,795	65,795	65,795	65,795	65,795	27,746	<b>719,042</b>
Books and Supplies	5,500	11,931	26,276	9,947	11,637	11,637	11,637	11,637	11,637	9,310	9,310	9,310	5,697	<b>145,467</b>
Services and Operations	93,380	87,365	100,342	95,552	141,640	141,640	141,640	141,640	141,640	141,640	141,640	141,640	38,162	<b>1,547,920</b>
Depreciation / Cap Outlay	-	-	14,321	-	4,392	4,392	4,392	4,392	4,392	4,392	4,392	4,392	3,248	<b>52,708</b>
Other Outflows	-	-	-	886	250	250	250	250	250	250	250	250	114	<b>3,000</b>
<b>Total Expenses</b>	<b>180,559</b>	<b>248,152</b>	<b>380,955</b>	<b>325,078</b>	<b>420,562</b>	<b>420,562</b>	<b>420,562</b>	<b>420,562</b>	<b>420,562</b>	<b>418,235</b>	<b>418,235</b>	<b>418,235</b>	<b>183,462</b>	<b>4,675,724</b>
<b>Other Transactions Affecting Cash</b>														
Revenues - Prior Year Accruals	176,608	294,347	88,304	29,435	23,701	33,181								<b>645,575</b>
Accounts Receivable - Current Year														<b>-</b>
Other Assets/Accrual Adj	95,412													<b>95,412</b>
Fixed Assets - Depreciation Addback	-	-	14,321	-	4,392	4,392	4,392	4,392	4,392	4,392	4,392	4,392		<b>49,460</b>
Fixed Assets - Acquisitions														<b>-</b>
Due To (From)														<b>-</b>
Expenses - Prior Year Accruals	(217,121)	(72,374)	(54,280)	(18,093)	(175,024)	(58,341)								<b>(595,234)</b>
Accounts Payable - Current Year														<b>-</b>
Loans Payable (Current)														<b>-</b>
Loans Payable (Long Term)	(15,060)	(15,060)	(15,060)	(15,060)	(15,060)	(15,060)	(15,060)	(15,060)	(15,060)	(15,060)	(15,060)	(15,060)		<b>(180,720)</b>
<b>Total Other Transactions</b>	<b>39,839</b>	<b>206,913</b>	<b>33,285</b>	<b>(3,719)</b>	<b>(161,991)</b>	<b>(35,828)</b>	<b>(10,668)</b>	<b>(10,668)</b>	<b>(10,668)</b>	<b>(10,668)</b>	<b>(10,668)</b>	<b>(10,668)</b>		<b>14,494</b>
<b>Total Change in Cash</b>	<b>(126,196)</b>	<b>215,567</b>	<b>253,141</b>	<b>20,085</b>	<b>(247,175)</b>	<b>(25,831)</b>	<b>(119,239)</b>	<b>5,495</b>	<b>25,641</b>	<b>(90,600)</b>	<b>(90,600)</b>	<b>(72,086)</b>		<b>54,039</b>
<b>ENDING CASH (Local Bank 9120)</b>	<b>1,140,603</b>	<b>1,356,170</b>	<b>1,609,311</b>	<b>1,629,396</b>	<b>1,382,221</b>	<b>1,356,391</b>	<b>1,237,151</b>	<b>1,242,646</b>	<b>1,268,287</b>	<b>1,177,686</b>	<b>1,087,086</b>	<b>1,015,000</b>		
<b>ENDING CASH (County Treas. &amp; Other)</b>	<b>40,220</b>													
<b>ENDING CASH (TOTAL)</b>	<b>1,180,823</b>	<b>1,356,170</b>	<b>1,609,311</b>	<b>1,629,396</b>	<b>1,382,221</b>	<b>1,356,391</b>	<b>1,237,151</b>	<b>1,242,646</b>	<b>1,268,287</b>	<b>1,177,686</b>	<b>1,087,086</b>	<b>1,015,000</b>		<<< = 79 days cash



2021-22 First Interim Budget (BOARD FINAL 11-29-2021)		Year To Date						Annual Budget		
MERF	Jul	Aug	Sep	Oct	Actual YTD	Approved Budget YTD	Variance	Board-Approved July Budget	Proposed 2021-22 First Interim Budget	Current Budget vs. July Budget
	Actuals	Actuals	Actuals	Actuals						

REVENUE DETAIL		Jul	Aug	Sep	Oct	Actual YTD	Budget YTD	Variance	Board-Approved July Budget	Proposed 2021-22 First Interim Budget	Current Budget vs. First Interim
		Actuals	Actuals	Actuals	Actuals						
<b>LCFF Entitlement</b>											
8011	State Aid	-	-	-	-	-	-	-	-	-	-
8012	EPA Entitlement	-	-	-	-	-	-	-	-	-	-
8019	Prior Year Adjustments	-	-	-	-	-	-	-	-	-	-
8096	InLieuPropTaxes	-	-	-	-	-	-	-	-	-	-
<b>SUBTOTAL - LCFF Entitlement</b>		-	-	-	-	-	-	-	-	-	-
<b>Federal Revenue</b>											
8181	SpEd - Revenue	-	-	-	-	-	-	-	-	-	-
8220	SchLunchFederal	-	-	-	-	-	-	-	-	-	-
8290	All Other Federal Revenue	-	-	-	-	-	-	-	-	-	-
8295	Prior Year Adjustments (Fed Rev)	-	-	-	-	-	-	-	-	-	-
<b>SUBTOTAL - Federal Revenue</b>		-	-	-	-	-	-	-	-	-	-
<b>Other State Revenue</b>											
8311	SpEd Revenue	-	-	-	-	-	-	-	-	-	-
8520	SchoolNutrState	-	-	-	-	-	-	-	-	-	-
8550	MandCstReimburs	-	-	-	-	-	-	-	-	-	-
8560	StateLotteryRev	-	-	-	-	-	-	-	-	-	-
8590	AllOthStateRev	-	-	-	-	-	-	-	-	-	-
8595	Prior Year Adjustments (Other St	-	-	-	-	-	-	-	-	-	-
<b>SUBTOTAL - Other State Revenue</b>		-	-	-	-	-	-	-	-	-	-
<b>Local Revenue</b>											
8600	Other Local Rev	1,500	643	-	-	2,143	2,143	-	-	-	-
8660	Interest	-	-	-	-	-	-	-	-	-	-
8698	OthRev-Suspense	-	-	-	-	-	-	-	-	-	-
8701	CMO Fee - MSA-1	-	-	-	-	-	264,020	(264,020)	5,500,000	1,056,082	(4,443,918)

2021-22 First Interim Budget (BOARD FINAL 11-29-2021)		Year To Date							Annual Budget		
		MERF	Jul Actuals	Aug Actuals	Sep Actuals	Oct Actuals	Actual YTD	Approved Budget YTD	Variance	Board- Approved July Budget	Proposed 2021- 22 First Interim Budget
8702	CMO Fee - MSA-2	-	-	-	-	-	234,685	(234,685)	-	938,739	938,739
8703	CMO Fee - MSA-3	-	-	-	-	-	190,681	(190,681)	-	762,726	762,726
8704	CMO Fee - MSA-4	-	-	-	-	-	9,412	(9,412)	-	37,648	37,648
8705	CMO Fee - MSA-5	-	-	-	-	-	108,594	(108,594)	-	434,375	434,375
8706	CMO Fee - MSA-6	-	-	-	-	-	9,412	(9,412)	-	37,648	37,648
8707	CMO Fee - MSA-7	-	-	-	-	-	88,007	(88,007)	-	352,027	352,027
8708	CMO Fee - MSA-8	-	-	-	-	-	190,681	(190,681)	-	762,726	762,726
8709	CMO Fee - MSA-SA	-	-	-	-	-	194,494	(194,494)	-	777,976	777,976
8712	CMO Fee - MSA-SD	-	-	-	-	-	-	-	-	-	-
8690	Prior Year Adj (Local1)	-	-	-	-	-	-	-	-	-	-
8695	Prior Year Adj (Local2)	-	-	-	-	-	-	-	-	-	-
8699	Other Revenue	4,147	126	-	3,500	7,773	77,497	(69,724)	373,400	293,400	(80,000)
8999	Misc Revenue (Suspense)	200	-	-	-	200	-	200	-	-	-
<b>SUBTOTAL - Local Revenue</b>		<b>5,847</b>	<b>769</b>	<b>-</b>	<b>3,500</b>	<b>10,116</b>	<b>1,369,627</b>	<b>(1,359,511)</b>	<b>5,873,400</b>	<b>5,453,347</b>	<b>(420,053)</b>

2021-22 First Interim Budget (BOARD FINAL 11-29-2021)		Year To Date						Annual Budget			
		MERF	Jul Actuals	Aug Actuals	Sep Actuals	Oct Actuals	Actual YTD	Approved Budget YTD	Variance	Board-Approved July Budget	Proposed 2021-22 First Interim Budget
<b>Fundraising &amp; Grants</b>											
8802	Donations - Private	1,366	5,629	-	-	6,994	6,994	-	-	-	-
8803	Fundraising	-	-	-	-	-	-	-	-	-	-
<b>SUBTOTAL - Fundraising &amp; Gr.</b>		<b>1,366</b>	<b>5,629</b>	<b>-</b>	<b>-</b>	<b>6,994</b>	<b>6,994</b>	<b>-</b>	<b>-</b>	<b>-</b>	<b>-</b>
<b>TOTAL REVENUE</b>		<b>7,213</b>	<b>6,398</b>	<b>-</b>	<b>3,500</b>	<b>17,111</b>	<b>1,376,621</b>	<b>(1,359,511)</b>	<b>5,873,400</b>	<b>5,453,347</b>	<b>(420,053)</b>
<b>EXPENSES</b>											
<b>Certificated Salaries</b>											
1100	TeacherSalaries	-	-	-	-	-	-	-	-	-	-
1200	Cert Aid	-	-	-	-	-	-	-	-	-	-
1300	Cert Adminis	45,004	92,364	951	4,792	143,111	-	143,111	-	-	-
<b>SUBTOTAL - Certificated Salar</b>		<b>45,004</b>	<b>92,364</b>	<b>951</b>	<b>4,792</b>	<b>143,111</b>	<b>-</b>	<b>143,111</b>	<b>-</b>	<b>-</b>	<b>-</b>
<b>Classified Salaries</b>											
2100	Instructional Aides	-	-	-	-	-	47,404	(47,404)	91,008	213,317	122,309
2200	Classified Support	-	-	-	-	-	-	-	-	-	-
2300	Classified Admin	-	-	-	-	-	-	-	-	-	-
2400	Clerical & Tech	86,798	174,905	285,120	263,435	810,258	716,462	93,796	2,458,276	3,224,079	765,803
2900	OtherClassStaff	-	-	-	-	-	0	(0)	801,508	0	(801,508)
<b>SUBTOTAL - Classified Salarie</b>		<b>86,798</b>	<b>174,905</b>	<b>285,120</b>	<b>263,435</b>	<b>810,258</b>	<b>763,866</b>	<b>46,392</b>	<b>3,350,791</b>	<b>3,437,395</b>	<b>86,604</b>
<b>Employee Benefits</b>											
3101	STRS-Certified	7,602	15,603	161	811	24,176	-	24,176	-	-	-
3102	STRS-Classified	4,189	8,667	24,509	22,675	60,040	69,640	(9,600)	327,343	313,382	(13,961)
3201	PERS-Cert	-	-	-	-	-	-	-	-	-	-
3202	PERS-Classified	2,095	3,078	1,997	2,062	9,231	5,500	3,732	48,804	24,748	(24,056)
3301	OASDI/Med-Cert	650	1,337	14	69	2,071	-	2,071	-	-	-
3302	OASDI/Med-Class	5,103	10,204	11,945	11,571	38,823	29,870	8,953	120,339	134,416	14,077
3401	HlthWelfareCert	2,048	34,535	79,957	(1,558)	114,981	-	114,981	-	-	-
3402	HlthWelfareCert	-	-	-	-	-	92,869	(92,869)	453,431	417,909	(35,522)
3501	UI-Certificated	414	335	-	343	1,092	-	1,092	-	-	-
3502	UI-Classified	-	-	-	-	-	871	(871)	1,065	3,920	2,855

2021-22 First Interim Budget (BOARD FINAL 11-29-2021)		Year To Date						Annual Budget			
		Jul Actuals	Aug Actuals	Sep Actuals	Oct Actuals	Actual YTD	Approved Budget YTD	Variance	Board- Approved July Budget	Proposed 2021- 22 First Interim Budget	Current Budget vs. July Budget
<b>MERF</b>											
3601	WorkersCmp-Cert	7,986	2,662	18,190	2,661	31,499	-	31,499	-	-	-
3602	WorkersCmp-Class	-	-	-	-	-	6,667	(6,667)	55,000	30,000	(25,000)
3701	Other Retirement-Cert	-	-	-	-	-	-	-	-	-	-
3901	OthBenes-Cert	-	-	-	-	-	-	-	-	-	-
3902	OthBenes-Class	2,795	5,642	6,319	6,742	21,498	16,401	5,098	46,188	73,803	27,615
3990	PY Bene Adj	-	-	-	-	-	-	-	-	-	-
<b>SUBTOTAL - Employee Benefit</b>		<b>32,882</b>	<b>82,063</b>	<b>143,091</b>	<b>45,376</b>	<b>303,413</b>	<b>221,817</b>	<b>81,595</b>	<b>1,052,170</b>	<b>998,179</b>	<b>(53,991)</b>



2021-22 First Interim Budget (BOARD FINAL 11-29-2021)		Year To Date						Annual Budget			
		MERF	Jul Actuals	Aug Actuals	Sep Actuals	Oct Actuals	Actual YTD	Approved Budget YTD	Variance	Board-Approved July Budget	Proposed 2021-22 First Interim Budget
<b>Books &amp; Supplies</b>											
4100	Text&CoreCurric	-	-	8,122	801	8,924	800	8,124	2,500	2,500	-
4200	BooksOthRefMats	-	-	-	-	-	-	-	-	-	-
4300	Materials and Supplies										
4310	Ins Mats & Sups	-	-	220	-	220	-	220	-	-	-
4315	OthrSupplies	-	-	-	-	-	-	-	-	-	-
4320	Office Supplies	399	336	1,039	723	2,497	3,424	(927)	10,700	10,700	-
4325	ProfDevMat&Sups	-	-	-	-	-	-	-	-	-	-
4326	Arts&MusicSupps	-	-	-	-	-	-	-	-	-	-
4335	PE Supplies	-	-	-	-	-	-	-	-	-	-
4340	Educat Software	51,900	-	479	-	52,379	880	51,499	2,750	2,750	-
4345	NonInstStdntSup	-	-	-	990	990	14,400	(13,410)	45,000	45,000	-
4346	TeacherSupplies	-	-	-	-	-	-	-	-	-	-
4350	Cust. Supplies	-	-	-	-	-	-	-	-	-	-
4351	Yearbook	-	-	-	-	-	-	-	-	-	-
4390	Uniforms	-	-	-	-	-	-	-	-	-	-
4400	NonCapEquip-Gen	-	-	-	1,933	1,933	3,200	(1,267)	8,500	10,000	1,500
4410	ClssrmFrnEqp<5k	-	-	-	-	-	-	-	-	-	-
4430	OffceFurnEqp<5k	-	-	-	-	-	-	-	-	-	-
4440	Computers <\$5k	-	-	5,239	1,656	6,895	960	5,935	3,000	3,000	-
4460	Fixed Asset Susp (Facility)	-	-	-	-	-	-	-	-	-	-
4461	Fixed Asset Susp (Imp)	-	-	-	-	-	-	-	-	-	-
4464	Equipment (Pre-Cap)	-	-	-	-	-	-	-	-	-	-
4710	Food	-	-	-	-	-	-	-	-	-	-
4720	Food:Other Food	12,943	1,897	487	1,044	16,371	10,800	5,571	28,750	33,750	5,000
4990	Prior Year Adj (Mat'ls)	-	-	-	-	-	-	-	-	-	-
4999	Misc Expenditure (Suspense)	-	-	37	-	37	-	37	-	-	-
<b>SUBTOTAL - Books and Suppl</b>		<b>65,242</b>	<b>2,233</b>	<b>15,623</b>	<b>7,148</b>	<b>90,246</b>	<b>34,464</b>	<b>55,782</b>	<b>101,200</b>	<b>107,700</b>	<b>6,500</b>

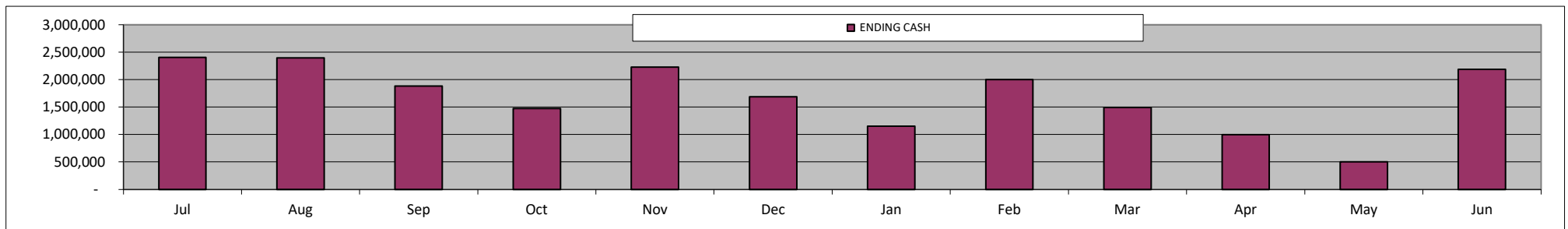
2021-22 First Interim Budget (BOARD FINAL 11-29-2021)		Year To Date						Annual Budget			
		MERF	Jul Actuals	Aug Actuals	Sep Actuals	Oct Actuals	Actual YTD	Approved Budget YTD	Variance	Board-Approved July Budget	Proposed 2021-22 First Interim Budget
<b>Services &amp; Other Operating Expenses</b>											
5101	CMO Fees	-	-	-	-	-	-	-	-	-	-
5200	Travel & Conference	-	-	-	-	-	-	-	-	-	-
5205	Conference Fees	700	-	-	-	700	4,278	(3,578)	19,250	19,250	-
5210	MilesParkTolls	-	107	1,000	-	1,107	9,222	(8,115)	39,500	41,500	2,000
5215	TravConferences	-	-	-	-	-	-	-	-	-	-
5220	TraLodging	-	-	-	-	-	2,778	(2,778)	14,500	12,500	(2,000)
5300	DuesMemberships	33,429	121	325	447	34,322	10,389	23,933	46,750	46,750	-
5450	Other Insurance	1,813	48	1,716	604	4,181	6,000	(1,819)	40,000	27,000	(13,000)
5500	OpsHousekeeping	-	-	1,050	-	1,050	3,611	(2,561)	20,000	16,250	(3,750)
5510	Gas & Electric	-	-	-	-	-	-	-	-	-	-
5610	Rent & Leases	33,628	17,487	17,487	18,832	87,433	44,222	43,211	199,000	199,000	-
5620	EquipmentLeases	571	286	286	-	1,143	1,778	(635)	8,000	8,000	-
5630	Reps&MaintBldng	-	-	-	-	-	222	(222)	1,000	1,000	-
5800	ProfessServices	97,376	12,456	71,531	68,825	250,188	35,556	214,632	152,000	160,000	8,000
5810	Legal	-	-	-	-	-	16,000	(16,000)	72,000	72,000	-
5813	SchPrgAftSchool	-	-	-	-	-	-	-	-	-	-
5814	SchPrgAcadComps	-	-	-	-	-	-	-	-	-	-
5819	SchIProgs-Other	-	-	-	-	-	-	-	-	-	-
5820	Audit & CPA	-	(9,273)	-	3,927	(5,345)	2,000	(7,345)	9,000	9,000	-
5825	DMSBusinessSvcs	-	-	-	-	-	122,222	(122,222)	550,000	550,000	-
5835	Field Trips	-	-	-	-	-	-	-	-	-	-
5836	FieldTrip Trans	-	8,183	-	-	8,183	-	8,183	-	-	-
5840	MarkngStdtRecrt	-	-	5,458	5,552	11,010	1,778	9,232	8,000	8,000	-
5850	Oversight Fees	-	-	-	-	-	-	-	-	-	-
5857	Payroll Fees	1,588	1,299	1,312	1,631	5,830	3,333	2,496	15,000	15,000	-
5860	Service Fees	-	-	-	(222)	(222)	444	(667)	2,000	2,000	-
5861	Prior Year Services	-	-	-	-	-	-	-	-	-	-
5863	Prof Developmnt	69	4,618	555	2,389	7,631	7,156	475	42,200	32,200	(10,000)
5864	Prof Dev-Other	-	883	-	-	883	2,778	(1,895)	12,500	12,500	-
5865	Professional Development LLM	-	-	-	-	-	-	-	-	-	-
5869	SpEd Ctrct Inst	-	-	-	-	-	-	-	-	-	-
5870	Livescan	-	-	-	-	-	-	-	-	-	-
5872	SPED Fees (incl Encroachment)	-	-	-	-	-	-	-	-	-	-

2021-22 First Interim Budget (BOARD FINAL 11-29-2021)		Year To Date						Annual Budget			
		Jul Actuals	Aug Actuals	Sep Actuals	Oct Actuals	Actual YTD	Approved Budget YTD	Variance	Board- Approved July Budget	Proposed 2021- 22 First Interim Budget	Current Budget vs. July Budget
<b>MERF</b>											
5875	Staff Recruiting	-	-	-	343	343	667	(324)	3,000	3,000	-
5884	Substitutes	-	-	-	-	-	-	-	-	-	-
5890	OthSvcsNon-Inst	-	-	-	-	-	-	-	-	-	-
5900	Communications	-	-	155	-	155	1,833	(1,679)	6,250	8,250	2,000
5910	Communications 2	-	-	-	-	-	-	-	-	-	-
5920	TelecomInternet	-	2,750	200	1,383	4,333	3,333	999	15,000	15,000	-
5930	PostageDelivery	519	-	679	346	1,544	111	1,432	500	500	-
5940	Technology	4,248	(647)	53,656	8,073	65,331	19,531	45,800	87,578	87,889	311
5990	Prior Year Adj (Services)	-	-	-	-	-	-	-	-	-	-
<b>SUBTOTAL - Services &amp; Other</b>		<b>173,941</b>	<b>38,317</b>	<b>155,409</b>	<b>112,129</b>	<b>479,796</b>	<b>299,242</b>	<b>180,554</b>	<b>1,363,028</b>	<b>1,346,589</b>	<b>(16,439)</b>

2021-22 First Interim Budget (BOARD FINAL 11-29-2021)		Year To Date						Annual Budget			
		Jul Actuals	Aug Actuals	Sep Actuals	Oct Actuals	Actual YTD	Approved Budget YTD	Variance	Board- Approved July Budget	Proposed 2021- 22 First Interim Budget	Current Budget vs. July Budget
<b>MERF</b>											
<b>Capital Outlay &amp; Depreciation</b>											
6400	EquipFixed	-	-	-	-	-	-	-	-	-	
6900	Depreciation	-	-	-	-	-	286	(286)	859	859	
<b>SUBTOTAL - Capital Outlay &amp; I</b>		-	-	-	-	-	<b>286</b>	<b>(286)</b>	<b>859</b>	<b>859</b>	
<b>Other Outflows</b>											
7299	Other Outgo (not incl. SPED Enc	-	-	-	-	-	-	-	-	-	
7310	Indirect Costs	-	-	-	-	-	-	-	-	-	
7438	InterestExpense	-	-	-	507	507	-	507	-	-	
<b>SUBTOTAL - Other Outflows</b>		-	-	-	<b>507</b>	<b>507</b>	-	<b>507</b>	-	-	
<b>TOTAL EXPENSES</b>		<b>403,867</b>	<b>389,883</b>	<b>600,194</b>	<b>433,387</b>	<b>1,827,331</b>	<b>1,319,675</b>	<b>507,655</b>	<b>5,868,048</b>	<b>5,890,722</b>	<b>22,674</b>

**Monthly Update - Monthly Cash Flow (Projections) 2021-22**

<b>MERF</b>	Jul	Aug	Sep	Oct	Nov	Dec	Jan	Feb	Mar	Apr	May	Jun	Accruals	<b>TOTAL</b>
	<b>ACTUALS</b>	<b>ACTUALS</b>	<b>ACTUALS</b>	<b>ACTUALS</b>	<b>BUDGET</b>	<b>BUDGET</b>	<b>BUDGET</b>	<b>BUDGET</b>	<b>BUDGET</b>	<b>BUDGET</b>	<b>BUDGET</b>	<b>BUDGET</b>	<b>BUDGET</b>	
<b>BEGINNING CASH</b>	<b>2,697,961</b>	<b>2,405,080</b>	<b>2,395,721</b>	<b>1,881,057</b>	<b>1,473,934</b>	<b>2,228,274</b>	<b>1,685,541</b>	<b>1,151,540</b>	<b>2,001,815</b>	<b>1,488,752</b>	<b>993,957</b>	<b>499,162</b>	<b>2,185,706</b>	
<b>Revenue</b>														
LCFF: State Aid	-	-	-	-	-	-	-	-	-	-	-	-	-	-
LCFF: EPA	-	-	-	-	-	-	-	-	-	-	-	-	-	-
LCFF: ILPT	-	-	-	-	-	-	-	-	-	-	-	-	-	-
Federal Revenue	-	-	-	-	-	-	-	-	-	-	-	-	-	-
Other State Revenues	-	-	-	-	-	-	-	-	-	-	-	-	-	-
Other Local Revenues	5,847	769	-	3,500	1,363,337	-	-	1,363,337	-	-	-	2,181,339	535,218	<b>5,453,347</b>
<b>Total Revenue</b>	<b>5,847</b>	<b>769</b>	<b>-</b>	<b>3,500</b>	<b>1,363,337</b>	<b>-</b>	<b>-</b>	<b>1,363,337</b>	<b>-</b>	<b>-</b>	<b>-</b>	<b>2,181,339</b>	<b>535,218</b>	<b>5,453,347</b>
<b>Expenses</b>														
Certificated Salaries	45,004	92,364	951	4,792	-	-	-	-	-	-	-	-	(143,111)	-
Classified Salaries	86,798	174,905	285,120	263,435	314,533	314,533	314,533	314,533	314,533	314,533	314,533	314,533	110,874	<b>3,437,395</b>
Benefits	32,882	82,063	143,091	45,376	91,337	91,337	91,337	91,337	91,337	73,069	73,069	73,069	18,875	<b>998,179</b>
Books and Supplies	65,242	2,233	15,623	7,148	8,616	8,616	8,616	8,616	8,616	8,616	8,616	8,616	222	<b>107,700</b>
Services and Operations	173,941	38,317	155,409	112,129	123,217	123,217	110,896	98,574	98,574	98,574	98,574	98,574	16,593	<b>1,346,589</b>
Depreciation / Cap Outlay	-	-	-	-	72	72	72	72	72	72	72	72	286	<b>859</b>
Other Outflows	-	-	-	507	-	-	-	-	-	-	-	-	-	<b>507</b>
<b>Total Expenses</b>	<b>403,867</b>	<b>389,883</b>	<b>600,194</b>	<b>433,387</b>	<b>537,774</b>	<b>529,158</b>	<b>525,453</b>	<b>504,515</b>	<b>504,515</b>	<b>486,248</b>	<b>486,248</b>	<b>486,248</b>	<b>3,740</b>	<b>5,891,229</b>
<b>Other Transactions Affecting Cash</b>														
Revenues - Prior Year Accruals	262,841	438,068	131,420	43,807	14,872	20,821	-	-	-	-	-	-	-	<b>911,829</b>
Accounts Receivable - Current Year	-	-	-	-	-	-	-	-	-	-	-	-	-	-
Other Assets/Accrual Adj	-	-	-	-	-	-	-	-	-	-	-	-	-	-
Fixed Assets - Depreciation Addba	-	-	-	-	72	72	72	72	72	72	72	72	72	<b>573</b>
Fixed Assets - Acquisitions	-	-	-	-	-	-	-	-	-	-	-	-	-	-
Due To (From)	-	-	-	-	-	-	-	-	-	-	-	-	-	-
Expenses - Prior Year Accruals	(149,083)	(49,694)	(37,271)	(12,424)	(77,547)	(25,849)	-	-	-	-	-	-	-	<b>(351,869)</b>
Accounts Payable - Current Year	-	-	-	-	-	-	-	-	-	-	-	-	-	-
Summer Holdback for Teachers	-	-	-	-	-	-	-	-	-	-	-	-	-	-
Loans Payable (Current)	-	-	-	-	-	-	-	-	-	-	-	-	-	-
Loans Payable (Long Term)	(8,619)	(8,619)	(8,619)	(8,619)	(8,619)	(8,619)	(8,619)	(8,619)	(8,619)	(8,619)	(8,619)	(8,619)	(8,619)	<b>(103,428)</b>
<b>Total Other Transactions</b>	<b>105,138</b>	<b>379,754</b>	<b>85,531</b>	<b>22,764</b>	<b>(71,222)</b>	<b>(13,575)</b>	<b>(8,547)</b>	<b>(8,547)</b>	<b>(8,547)</b>	<b>(8,547)</b>	<b>(8,547)</b>	<b>(8,547)</b>	<b>(8,547)</b>	<b>457,105</b>
<b>Total Change in Cash</b>	<b>(292,881)</b>	<b>(9,359)</b>	<b>(514,664)</b>	<b>(407,123)</b>	<b>754,340</b>	<b>(542,733)</b>	<b>(534,000)</b>	<b>850,274</b>	<b>(513,062)</b>	<b>(494,795)</b>	<b>(494,795)</b>	<b>1,686,544</b>		<b>19,223</b>
<b>ENDING CASH</b>	<b>2,405,080</b>	<b>2,395,721</b>	<b>1,881,057</b>	<b>1,473,934</b>	<b>2,228,274</b>	<b>1,685,541</b>	<b>1,151,540</b>	<b>2,001,815</b>	<b>1,488,752</b>	<b>993,957</b>	<b>499,162</b>	<b>2,185,706</b>	<<< = 135 days cash	





# QUESTIONS & COMMENTS



**FIRST INTERIM BUDGET**

**FY 2021-22**

	MSA-1	MSA-2	MSA-3	MSA-4	MSA-5	MSA-6	MSA-7	MSA-8	MSA-SA	MSA-SD	MERF	Total
<b>Enrollment</b>	746	500	410	107	243	83	277	395	515	421	0	3,697
<b>Revenue</b>												
<b>LCFF Entitlement</b>	8,886,698	5,811,313	4,504,782	1,379,969	2,895,831	902,847	3,035,547	4,207,621	5,989,704	3,563,220	0	41,248,354
<b>Federal Revenue</b>	996,338	458,609	1,234,124	513,753	537,378	700,339	401,825	937,976	1,443,032	443,901	0	7,667,277
<b>Other State Revenue</b>	2,204,600	814,133	893,064	208,085	612,542	206,394	885,227	891,337	1,006,418	653,148	0	8,374,949
<b>Local Revenue</b>	191,895	0	0	0	0	1,000	0	0	0	0	5,453,347	5,646,242
<b>Fundraising &amp; Grants</b>	23,706	14,825	13,952	5,006	7,597	1,401	4,593	6,494	25,423	55,000	0	157,997
<b>Total Revenue</b>	<b>12,303,238</b>	<b>7,098,881</b>	<b>6,645,922</b>	<b>2,106,813</b>	<b>4,053,349</b>	<b>1,811,981</b>	<b>4,327,192</b>	<b>6,043,428</b>	<b>8,464,577</b>	<b>4,715,270</b>	<b>5,453,347</b>	<b>63,094,819</b>
<b>Expense</b>												
<b>Certificated Salaries</b>	3,794,054	2,410,508	2,386,754	1,069,477	1,541,791	766,736	1,403,511	2,195,565	3,142,715	1,747,434	0	20,458,545
<b>Classified Salaries</b>	934,630	605,853	750,509	133,026	306,489	164,379	602,774	706,698	645,870	460,153	3,437,395	8,747,778
<b>Employee Benefits</b>	1,433,693	920,820	1,084,411	398,559	600,503	279,624	631,219	843,681	1,356,996	719,042	998,179	9,266,726
<b>Books &amp; Supplies</b>	581,062	343,456	254,396	74,475	154,089	72,169	116,790	329,805	341,780	145,467	107,700	2,521,190
<b>Services &amp; Other Operating Expenses</b>	3,938,702	1,887,459	2,002,291	332,551	1,016,312	471,767	1,424,095	1,712,011	1,678,119	1,547,920	1,346,589	17,357,815
<b>Capital Outlay &amp; Depreciation</b>	164,646	114,318	53,976	13,833	48,945	30,737	61,550	117,038	647,277	52,708	859	1,305,887
<b>Other Outflows</b>	0	0	0	0	0	0	0	0	558,517	3,000	0	561,517
<b>Total Expense</b>	<b>10,846,787</b>	<b>6,282,415</b>	<b>6,532,337</b>	<b>2,021,922</b>	<b>3,668,129</b>	<b>1,785,412</b>	<b>4,239,940</b>	<b>5,904,798</b>	<b>8,371,274</b>	<b>4,675,724</b>	<b>5,890,722</b>	<b>60,219,460</b>
<b>Net Income</b>	<b>1,456,450</b>	<b>816,466</b>	<b>113,586</b>	<b>84,891</b>	<b>385,220</b>	<b>26,569</b>	<b>87,252</b>	<b>138,630</b>	<b>93,302</b>	<b>39,545</b>	<b>-437,375</b>	<b>2,875,359</b>
<b>Fund Balance</b>	8,002,068	3,041,572	2,178,326	1,221,948	3,033,303	2,410,544	2,527,158	6,116,979	9,158,352	1,219,782	3,016,610	41,926,642
<b>Net Income</b>	1,456,450	816,466	113,586	84,891	385,220	26,569	87,252	138,630	93,302	39,545	-437,375	2,875,359
<b>Projected Ending Balance</b>	<b>9,458,518</b>	<b>3,858,038</b>	<b>2,291,912</b>	<b>1,306,839</b>	<b>3,418,523</b>	<b>2,437,113</b>	<b>2,614,410</b>	<b>6,255,609</b>	<b>9,251,654</b>	<b>1,259,327</b>	<b>2,579,235</b>	<b>44,802,001</b>
<b>Ending Balance as % of Exp</b>	87.2%	61.4%	35.1%	64.6%	93.2%	136.5%	61.7%	105.9%	110.5%	26.9%	43.8%	74.4%

MAGNOLIA SCIENCE ACADEMY 1						
Accounts	Actuals				Preliminary Budget	First Interim Budget
	2018-19	2019-20	2020-21	YTD Oct 31st	FY2022	FY2022
<b>Enrollment</b>	590	650	710	746	730	746
<b>Revenue</b>						
LCFF Entitlement	6,399,704	7,240,547	7,836,133	1,866,429	8,431,651	8,886,698
Federal Revenue	640,014	765,437	1,263,154	311,956	775,664	996,338
Other State Revenue	1,863,463	1,608,027	1,665,344	402,623	2,019,614	2,204,600
Local Revenue	145,104	2,358	987,074	7,800	191,895	191,895
Fundraising & Grants	202,500	78,598	2,794	0	20,000	23,706
<b>Total Revenue</b>	<b>9,250,785</b>	<b>9,694,968</b>	<b>11,754,501</b>	<b>2,588,808</b>	<b>11,438,824</b>	<b>12,303,238</b>
<b>Expense</b>						
Certificated Salaries	2,795,120	2,994,057	3,428,928	816,077	3,791,076	3,794,054
Classified Salaries	668,816	731,776	858,123	236,127	901,894	934,630
Employee Benefits	1,510,977	1,883,187	1,215,546	301,161	1,473,870	1,433,693
Books & Supplies	715,810	182,524	283,988	127,402	404,443	581,062
Services & Other Operating Expenses	3,421,525	3,395,262	3,107,039	958,217	3,551,605	3,938,702
Capital Outlay & Depreciation	71,472	68,205	137,741	63,793	164,646	164,646
Other Outflows	16,750	0	23,553	7,755	0	0
<b>Total Expense</b>	<b>9,200,471</b>	<b>9,255,010</b>	<b>9,054,918</b>	<b>2,510,532</b>	<b>10,287,535</b>	<b>10,846,787</b>
<b>Net Income</b>	<b>50,313</b>	<b>439,957</b>	<b>2,699,582</b>	<b>78,276</b>	<b>1,151,289</b>	<b>1,456,450</b>

MAGNOLIA SCIENCE ACADEMY 2						
Accounts	Actuals				Preliminary Budget	First Interim Budget
	2018-19	2019-20	2020-21	YTD Oct 31st	FY2022	FY2022
<b>Enrollment</b>	437	435	464	500	485	500
<b>Revenue</b>						
LCFF Entitlement	4,605,903	4,795,130	4,777,023	1,138,319	5,573,189	5,811,313
Federal Revenue	297,621	252,373	890,741	205,673	353,556	458,609
Other State Revenue	736,395	621,972	550,957	248,857	733,771	814,133
Local Revenue	73,390	242,687	774,036	1,084	0	0
Fundraising & Grants	1,000	36,765	25,902	0	30,000	14,825
<b>Total Revenue</b>	<b>5,714,309</b>	<b>5,948,927</b>	<b>7,018,659</b>	<b>1,593,934</b>	<b>6,690,516</b>	<b>7,098,881</b>
<b>Expense</b>						
Certificated Salaries	2,032,953	2,209,254	2,395,540	528,571	2,582,424	2,410,508
Classified Salaries	510,300	488,614	578,970	222,669	628,150	605,853
Employee Benefits	1,111,880	1,083,435	892,747	246,278	981,209	920,820
Books & Supplies	294,827	135,583	225,443	153,409	335,732	343,456
Services & Other Operating Expenses	1,795,542	1,412,558	1,425,757	258,464	1,761,248	1,887,459
Capital Outlay & Depreciation	69,484	59,061	86,357	40,957	114,318	114,318
<b>Total Expense</b>	<b>5,814,987</b>	<b>5,388,505</b>	<b>5,604,813</b>	<b>1,450,348</b>	<b>6,403,081</b>	<b>6,282,415</b>
<b>Net Income</b>	<b>-100,678</b>	<b>560,422</b>	<b>1,413,846</b>	<b>143,586</b>	<b>287,435</b>	<b>816,466</b>



MAGNOLIA SCIENCE ACADEMY 3						
Accounts	Actuals				Preliminary Budget	First Interim Budget
	2018-19	2019-20	2020-21	YTD Oct 31st	FY2022	FY2022
<b>Enrollment</b>	510	497	417	410	416	410
<b>Revenue</b>						
LCFF Entitlement	5,190,998	5,140,719	5,042,856	1,197,489	4,547,029	4,575,604
Federal Revenue	242,654	264,608	767,859	171,927	1,249,755	1,234,124
Other State Revenue	925,718	807,212	734,539	263,714	829,312	893,064
Local Revenue	77,182	9,509	628,197	1,003	0	0
Fundraising & Grants	0	36,424	2,415	0	20,000	13,952
<b>Total Revenue</b>	<b>6,436,552</b>	<b>6,258,473</b>	<b>7,175,866</b>	<b>1,634,133</b>	<b>6,646,096</b>	<b>6,716,745</b>
<b>Expense</b>						
Certificated Salaries	1,930,692	2,105,900	2,184,906	590,598	2,543,129	2,386,754
Classified Salaries	692,283	794,867	708,113	161,796	731,364	750,509
Employee Benefits	1,139,390	1,127,648	963,513	247,623	1,189,856	1,084,411
Books & Supplies	193,984	252,259	138,912	91,437	286,858	254,396
Services & Other Operating Expenses	2,433,107	2,217,653	1,794,733	433,115	1,809,234	2,002,291
Capital Outlay & Depreciation	63,804	6,440	31,022	22,554	53,976	53,976
Other Outflows	0	0	0	0	0	0
<b>Total Expense</b>	<b>6,453,260</b>	<b>6,504,767</b>	<b>5,821,200</b>	<b>1,547,123</b>	<b>6,614,417</b>	<b>6,532,337</b>
<b>Net Income</b>	<b>-16,709</b>	<b>-246,293</b>	<b>1,354,666</b>	<b>87,010</b>	<b>31,679</b>	<b>184,408</b>

MAGNOLIA SCIENCE ACADEMY 4						
Accounts	Actuals				Preliminary Budget	First Interim Budget
	2018-19	2019-20	2020-21	YTD Oct 31st	FY2022	FY2022
<b>Enrollment</b>	176	131	100	107	115	107
<b>Revenue</b>						
LCFF Entitlement	1,797,472	1,419,604	1,432,188	339,103	1,429,447	1,379,969
Federal Revenue	104,267	103,688	249,561	112,483	623,740	513,753
Other State Revenue	263,369	235,912	164,305	70,782	192,182	208,085
Local Revenue	87,140	75,553	230,470	333	0	0
Fundraising & Grants	0	6,586	1,745	0	7,500	5,006
<b>Total Revenue</b>	<b>2,252,248</b>	<b>1,841,342</b>	<b>2,078,270</b>	<b>522,701</b>	<b>2,252,869</b>	<b>2,106,813</b>
<b>Expense</b>						
Certificated Salaries	863,769	891,262	868,984	265,406	1,072,868	1,069,477
Classified Salaries	138,385	155,660	132,572	44,304	185,668	133,026
Employee Benefits	410,642	463,049	304,592	95,385	474,166	398,559
Books & Supplies	79,469	38,431	85,450	20,086	116,760	74,475
Services & Other Operating Expenses	892,114	690,542	352,930	99,035	384,962	332,551
Capital Outlay & Depreciation	15,656	16,838	20,083	7,428	13,833	13,833
<b>Total Expense</b>	<b>2,400,034</b>	<b>2,255,781</b>	<b>1,764,611</b>	<b>531,644</b>	<b>2,248,257</b>	<b>2,021,922</b>
<b>Net Income</b>	<b>-147,786</b>	<b>-414,439</b>	<b>313,659</b>	<b>-8,943</b>	<b>4,612</b>	<b>84,891</b>

MAGNOLIA SCIENCE ACADEMY 5						
Accounts	Actuals				Preliminary Budget	First Interim Budget
	2018-19	2019-20	2020-21	YTD Oct 31st	FY2022	FY2022
<b>Enrollment</b>	248	281	290	243	270	243
<b>Revenue</b>						
LCFF Entitlement	2,519,073	3,043,774	3,186,286	756,986	3,179,410	2,895,831
Federal Revenue	129,173	148,113	565,073	119,066	556,872	537,378
Other State Revenue	239,173	430,857	375,231	164,377	625,896	612,542
Local Revenue	20,974	64,740	375,431	8,800	0	0
Fundraising & Grants	0	6,243	0	0	20,000	7,597
<b>Total Revenue</b>	<b>2,908,393</b>	<b>3,693,727</b>	<b>4,502,021</b>	<b>1,049,229</b>	<b>4,382,178</b>	<b>4,053,349</b>
<b>Expense</b>						
Certificated Salaries	1,157,073	1,264,367	1,470,497	354,610	1,650,464	1,541,791
Classified Salaries	236,315	284,476	361,150	70,913	381,995	306,489
Employee Benefits	622,201	647,230	593,537	142,842	697,399	600,503
Books & Supplies	237,446	184,041	107,462	43,376	187,504	154,089
Services & Other Operating Expenses	751,104	963,501	1,012,160	157,976	1,215,131	1,016,312
Capital Outlay & Depreciation	17,579	24,734	31,457	18,962	48,945	48,945
<b>Total Expense</b>	<b>3,021,718</b>	<b>3,368,350</b>	<b>3,576,264</b>	<b>788,679</b>	<b>4,181,438</b>	<b>3,668,129</b>
<b>Net Income</b>	<b>-113,324</b>	<b>325,377</b>	<b>925,757</b>	<b>260,550</b>	<b>200,740</b>	<b>385,220</b>

MAGNOLIA SCIENCE ACADEMY 6						
Accounts	Actuals				Preliminary Budget	First Interim Budget
	2018-19	2019-20	2020-21	YTD Oct 31st	FY2022	FY2022
<b>Enrollment</b>	156	134	163	83	80	83
<b>Revenue</b>						
LCFF Entitlement	1,496,543	1,338,849	1,589,787	380,529	852,263	902,847
Federal Revenue	94,928	107,108	304,177	92,017	650,517	700,339
Other State Revenue	321,359	274,440	261,559	84,737	200,022	206,394
Local Revenue	9,041	47,739	193,294	1,313	0	1,000
Fundraising & Grants	0	3,314	0	3,308	20,000	1,401
<b>Total Revenue</b>	<b>1,921,871</b>	<b>1,771,450</b>	<b>2,348,817</b>	<b>561,904</b>	<b>1,722,802</b>	<b>1,811,981</b>
<b>Expense</b>						
Certificated Salaries	711,841	698,765	767,001	159,262	658,008	766,736
Classified Salaries	110,311	150,107	136,100	43,020	155,050	164,379
Employee Benefits	378,689	347,271	275,064	70,469	290,708	279,624
Books & Supplies	76,505	77,316	63,789	32,108	70,190	72,169
Services & Other Operating Expenses	416,236	457,395	525,671	119,076	469,192	471,767
Capital Outlay & Depreciation	17,896	3,343	22,192	8,532	30,737	30,737
<b>Total Expense</b>	<b>1,711,479</b>	<b>1,734,196</b>	<b>1,789,817</b>	<b>432,467</b>	<b>1,673,886</b>	<b>1,785,412</b>
<b>Net Income</b>	<b>210,392</b>	<b>37,254</b>	<b>559,000</b>	<b>129,437</b>	<b>48,916</b>	<b>26,569</b>

MAGNOLIA SCIENCE ACADEMY 7						
Accounts	Actuals				Preliminary Budget	First Interim Budget
	2018-19	2019-20	2020-21	YTD Oct 31st	FY2022	FY2022
<b>Enrollment</b>	291	292	294	277	292	277
<b>Revenue</b>						
LCFF Entitlement	2,764,875	2,953,281	2,997,393	710,172	3,089,032	3,035,547
Federal Revenue	308,717	171,912	496,114	126,526	390,244	401,825
Other State Revenue	796,108	639,729	733,589	158,101	834,096	885,227
Local Revenue	62,151	106,712	386,355	9,026	0	0
Fundraising & Grants	0	13,001	763	0	20,000	4,593
<b>Total Revenue</b>	<b>3,931,852</b>	<b>3,884,636</b>	<b>4,614,214</b>	<b>1,003,824</b>	<b>4,333,372</b>	<b>4,327,192</b>
<b>Expense</b>						
Certificated Salaries	1,105,457	1,177,789	1,317,677	310,621	1,461,189	1,403,511
Classified Salaries	346,488	417,435	423,743	118,655	582,079	602,774
Employee Benefits	697,922	599,600	565,399	127,834	635,076	631,219
Books & Supplies	187,042	92,530	148,515	52,587	114,300	116,790
Services & Other Operating Expenses	1,550,498	1,257,113	1,487,851	391,328	1,383,631	1,424,095
Capital Outlay & Depreciation	0	3,917	50,776	15,147	61,550	61,550
<b>Total Expense</b>	<b>3,887,407</b>	<b>3,548,384</b>	<b>3,993,960</b>	<b>1,016,172</b>	<b>4,237,824</b>	<b>4,239,940</b>
<b>Net Income</b>	<b>44,445</b>	<b>336,252</b>	<b>620,254</b>	<b>-12,348</b>	<b>95,548</b>	<b>87,252</b>

MAGNOLIA SCIENCE ACADEMY 8						
Accounts	Actuals				Preliminary Budget	First Interim Budget
	2018-19	2019-20	2020-21	YTD Oct 31st	FY2022	FY2022
<b>Enrollment</b>	471	482	440	395	430	395
<b>Revenue</b>						
LCFF Entitlement	4,646,128	4,878,259	4,792,000	1,147,326	4,536,254	4,207,621
Federal Revenue	325,143	345,797	857,933	261,448	741,224	937,976
Other State Revenue	750,585	790,684	722,291	254,664	852,289	891,337
Local Revenue	40,730	1,999	589,682	3,255	0	0
Fundraising & Grants	0	2,958	0	0	20,000	6,494
<b>Total Revenue</b>	<b>5,762,586</b>	<b>6,019,697</b>	<b>6,961,906</b>	<b>1,666,694</b>	<b>6,149,767</b>	<b>6,043,428</b>
<b>Expense</b>						
Certificated Salaries	1,708,224	1,903,168	2,132,446	518,894	2,332,166	2,195,565
Classified Salaries	519,107	616,273	609,769	178,864	706,789	706,698
Employee Benefits	1,025,546	958,226	799,018	215,497	986,752	843,681
Books & Supplies	316,770	241,274	214,780	81,368	344,786	329,805
Services & Other Operating Expenses	1,953,928	1,685,009	1,809,153	120,806	1,643,923	1,712,011
Capital Outlay & Depreciation	65,910	63,360	71,869	35,110	117,038	117,038
Other Outflows	21,259	0	0	0	0	0
<b>Total Expense</b>	<b>5,610,744</b>	<b>5,467,309</b>	<b>5,637,034</b>	<b>1,150,539</b>	<b>6,131,454</b>	<b>5,904,798</b>
<b>Net Income</b>	<b>151,842</b>	<b>552,388</b>	<b>1,324,872</b>	<b>516,155</b>	<b>18,313</b>	<b>138,630</b>

MAGNOLIA SCIENCE ACADEMY SANTA ANA						
Accounts	Actuals				Preliminary Budget	First Interim Budget
	2018-19	2019-20	2020-21	YTD Oct 31st	FY2022	FY2022
<b>Enrollment</b>	674	546	543	515	550	515
<b>Revenue</b>						
LCFF Entitlement	6,767,105	6,056,968	5,904,292	1,779,194	6,194,583	5,989,704
Federal Revenue	399,677	571,325	1,303,959	517,952	1,394,269	1,443,032
Other State Revenue	981,461	758,856	1,051,473	315,183	1,293,137	1,006,418
Local Revenue	31,249	44,585	838,621	3,156	0	0
Fundraising & Grants	58,604	63,087	6,383	26,808	20,000	25,423
<b>Total Revenue</b>	<b>8,238,097</b>	<b>7,494,821</b>	<b>9,104,727</b>	<b>2,642,294</b>	<b>8,901,989</b>	<b>8,464,577</b>
<b>Expense</b>						
Certificated Salaries	2,739,405	2,689,332	2,749,771	776,208	3,076,600	3,142,715
Classified Salaries	791,138	794,350	647,524	180,614	930,237	645,870
Employee Benefits	1,336,101	1,306,479	1,270,198	305,267	1,433,895	1,356,996
Books & Supplies	247,647	179,850	228,691	134,868	342,945	341,780
Services & Other Operating Expenses	1,943,217	1,268,784	1,635,794	240,800	1,732,728	1,678,119
Capital Outlay & Depreciation	560,847	583,197	639,049	191,625	647,277	647,277
Other Outflows	593,520	582,787	573,134	212,110	558,517	558,517
<b>Total Expense</b>	<b>8,211,877</b>	<b>7,404,779</b>	<b>7,744,161</b>	<b>2,041,492</b>	<b>8,722,199</b>	<b>8,371,274</b>
<b>Net Income</b>	<b>26,220</b>	<b>90,043</b>	<b>1,360,566</b>	<b>600,802</b>	<b>179,790</b>	<b>93,302</b>

MAGNOLIA SCIENCE ACADEMY SAN DIEGO						
Accounts	Actuals				Preliminary Budget	First Interim Budget
	2018-19	2019-20	2020-21	YTD Oct 31st	FY2022	FY2022
<b>Enrollment</b>	404	443	441	421	422	421
<b>Revenue</b>						
LCFF Entitlement	2,946,503	3,564,024	3,794,622	997,446	3,660,985	3,563,220
Federal Revenue	98,364	117,611	405,258	49,019	356,464	443,901
Other State Revenue	544,317	576,754	703,116	211,418	706,901	653,148
Local Revenue	102,064	60,080	445,753	7,554	0	0
Fundraising & Grants	0	68,891	27,815	0	55,000	55,000
<b>Total Revenue</b>	<b>3,691,248</b>	<b>4,387,360</b>	<b>5,376,565</b>	<b>1,265,437</b>	<b>4,779,350</b>	<b>4,715,270</b>
<b>Expense</b>						
Certificated Salaries	1,534,698	1,609,258	1,758,727	413,884	1,797,453	1,747,434
Classified Salaries	366,000	402,126	301,808	110,422	487,611	460,153
Employee Benefits	864,383	820,691	649,315	164,938	790,648	719,042
Books & Supplies	144,382	103,569	92,785	53,654	201,392	145,467
Services & Other Operating Expenses	1,576,994	1,488,281	1,586,996	376,640	1,445,921	1,547,920
Capital Outlay & Depreciation	15,216	14,699	55,006	14,321	52,708	52,708
Other Outflows	0	0	3,543	886	0	3,000
<b>Total Expense</b>	<b>4,501,673</b>	<b>4,438,625</b>	<b>4,448,181</b>	<b>1,134,745</b>	<b>4,775,733</b>	<b>4,675,724</b>
<b>Net Income</b>	<b>-810,425</b>	<b>-51,264</b>	<b>928,384</b>	<b>130,692</b>	<b>3,616</b>	<b>39,545</b>

MERF						
Accounts	Actuals				Preliminary Budget	First Interim Budget
	2018-19	2019-20	2020-21	YTD Oct 31st	FY2022	FY2022
<b>Revenue</b>						
Other State Revenue	0	57,314	0	0	0	0
Local Revenue	5,864,094	5,111,769	5,943,599	10,116	5,873,400	5,453,347
Fundraising & Grants	0	21,471	10,758	6,994	0	0
<b>Total Revenue</b>	<b>5,864,094</b>	<b>5,190,555</b>	<b>5,954,357</b>	<b>17,111</b>	<b>5,873,400</b>	<b>5,453,347</b>
<b>Expense</b>						
Certificated Salaries	520,891	655,777	731,399	143,111	0	0
Classified Salaries	1,838,289	2,030,557	2,115,270	810,258	3,350,791	3,437,395
Employee Benefits	1,073,230	692,166	804,343	303,413	1,052,170	998,179
Books & Supplies	173,790	74,931	90,253	90,246	101,200	107,700
Services & Other Operating Expenses	1,428,019	1,405,222	1,148,306	479,796	1,363,028	1,346,589
Capital Outlay & Depreciation	172	859	859	0	859	859
Other Outflows	0	0	2,023	507	0	0
<b>Total Expense</b>	<b>5,034,391</b>	<b>4,859,513</b>	<b>4,892,454</b>	<b>1,827,331</b>	<b>5,868,049</b>	<b>5,890,722</b>
<b>Net Income</b>	<b>829,704</b>	<b>331,042</b>	<b>1,061,903</b>	<b>-1,810,220</b>	<b>5,351</b>	<b>-437,375</b>