



COVID-19 Updates



As of Thursday, September 10th



California Department Of Public Health Updates

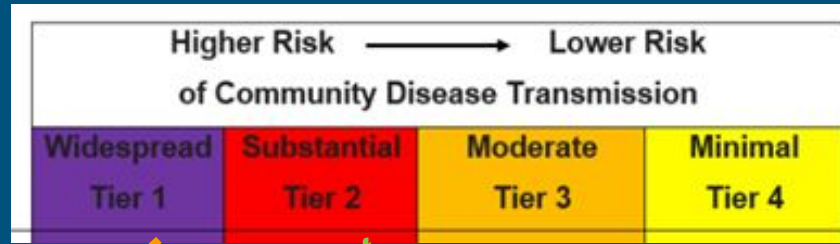
New color tier system effective Aug 31st. [CDPH webpage here](#)

“Schools may reopen for in-person instruction based on equivalent criteria to the [July 17th School Re-opening Framework](#) previously announced. That framework remains in effect except that Tier 1 is substituted for the previous County Data Monitoring List (which has equivalent criteria to Tier 1). Schools in counties within Tier 1 are not permitted to reopen for in-person instruction, with an exception for waivers granted by local health departments for TK-6 grades. Schools that are not authorized to reopen, including TK-6 schools that have not received a waiver, may provide structured, in-person supervision and services to students under the [Guidance for Small Cohorts/Groups of Children and Youth](#).

Schools are eligible for reopening fully for in-person instruction following California School Sector Specific Guidelines once the county is off Tier 1 for 14 days, which is similar to being off the County Data Monitoring List for at least 14 days.”

	Higher Risk → Lower Risk of Community Disease Transmission			
	Widespread Tier 1	Substantial Tier 2	Moderate Tier 3	Minimal Tier 4
Measure*				
Adjusted Case Rate for Tier Assignment** (Rate per 100,000 excluding prison cases, 7 day average with 7 day lag)	>7	4-7	1-3.9	<1
Testing Positivity*** (Excluding prison cases, 7 day average with 7 day lag)	>8%	5-8%	2.4.9%	<2%

Find the Status of activities in your county by visiting your counties website or the state website [here](#)



LA County Here as of 8/31

Los Angeles County

Status: **Widespread*** (as of 8/31/20)

New COVID-19 cases per day per 100k: **11.0**
 Adjusted case rate for tier assignment: **9.6**
 Positivity rate: **4.3%**

Data shown for week ending 8/29/20

*See California Blueprint Data Chart for tier determination

OC County Here as of 9/8

Orange County

Status: **Substantial*** (as of 9/8/20)

New COVID-19 cases per day per 100k: **4.9**
 Adjusted case rate for tier assignment: **5.2**
 Positivity rate: **4.2%**

Data shown for week ending 8/29/20





*See California Blueprint Data Chart for tier determination

SD County is here as of 8/31

San Diego County

Status: **Substantial*** (as of 8/31/20)

New COVID-19 cases per day per 100k: **5.8**
 Adjusted case rate for tier assignment: **5.8**
 Positivity rate: **3.7%**

	08/11	08/18
Case rate		
Test positivity rate		

*Status reflects most restrictive tier placement based on data from the prior two weeks
 *Data shown from 8/18/20

LA County Updates

[LA County DPH K-12 Reopening Protocols \(Latest Update- 9/4\)](#)

Includes verbiage to match the new State Tier system.

Update allows for in-school services for small cohorts of students with IEPs and students who are EL. Number of students on campus at anytime cannot exceed 10% of total student body.

Call in every friday, call in information not readily available.

OC County Updates

TBD- No new updates

<https://occovid19.ochealthinfo.com>

SD County Updates

[San Diego County Social Distancing and Sanitation Protocol](#)

[SD County Call in Tuesday at 10am](#)

[SD County Charter schools Call in Fridays at 1pm](#)

Updates to the MPS Health & Safety Policy

- New updated policy will be made available to staff soon.
- HR team working on finalizing the latest draft.
- The new draft :
 - Removes the screening question regarding travel.
 - Includes new verbiage on sporting events, physical education, and youth sports
 - Includes new verbiage on providing information to parents and students regarding the policy and related guidance.
- The new draft of the MPS Health & Safety Policy will be presented to the board during the September 24th board meeting