



## Magnolia Public Schools

### Academic Committee Meeting

---

#### Date and Time

Thursday October 13, 2022 at 5:00 PM PDT

#### Location

<https://zoom.us/j/95296224921?pwd=SE1KQ3JoYUIDcW5NbFRicWFkZERVQT09>

**Meeting ID:** 952 9622 4921     **Passcode:** 359662

**One tap mobile:** +16694449171,,95296224921# US

---

All members of the public can participate by calling in using the numbers provided above.

In compliance with the Americans with Disabilities Act (ADA) and upon request, Magnolia Public Schools may furnish reasonable auxiliary aids and services to qualified individuals with disabilities. Members of the public who need special accommodations or translation are strongly encouraged to contact Magnolia Public Schools at least 24 hours in advance of the Board meeting so assistance can be assured.

Any public records relating to an agenda item for an open session which are distributed to all, or a majority of all, of the Board Members shall be available for public inspection. Magnolia Public Schools values public comment during Board meetings. Pursuant to AB 361 members of the public may address the Board during the Public Comment period on the day of the board meeting without the need to complete a public speaker form. We limit individual speakers to three (3) minutes and speakers with interpreters to six (6) minutes. For any questions regarding this meeting email [board@magnoliapublicschools.org](mailto:board@magnoliapublicschools.org) or call 213-628-3634 Ext. 21101.

#### Academic Committee Members:

Ms. Diane Gonzalez, Chair

Ms. Sandra Covarrubias

Mrs. Esra Eldem Tunc

Mr. Daniel Sheehan (alternate)

#### CEO and Superintendent:

Mr. Alfredo Rubalcava

---

#### Agenda

	Purpose	Presenter	Time
<b>I. Opening Items</b>			<b>5:00 PM</b>
<b>A.</b> Call the Meeting to Order			1 m
<b>B.</b> Record Attendance and Guests			1 m
<b>C.</b> Approval of the Agenda	Vote		1 m
<b>D.</b> Public Comments			3 m
<b>E.</b> Approval of Minutes for Regular Academic Committee Meeting on March 17, 2022	Approve Minutes		1 m
<b>II. Discussion Item</b>			<b>5:07 PM</b>
<b>A.</b> Academic Updates	Discuss	E. Acar	53 m
<b>III. Closing Items</b>			<b>6:00 PM</b>
<b>A.</b> Adjourn Meeting			1 m

# Coversheet

## Approval of Minutes for Regular Academic Committee Meeting on March 17, 2022

<b>Section:</b>	I. Opening Items
<b>Item:</b> March 17, 2022	E. Approval of Minutes for Regular Academic Committee Meeting on March 17, 2022
<b>Purpose:</b>	Approve Minutes
<b>Submitted by:</b>	
<b>Related Material:</b>	Minutes for Academic Committee Meeting on March 17, 2022

APPROVED



## Magnolia Public Schools

# Minutes

## Academic Committee Meeting

---

### Date and Time

Thu Mar 17, 2022 at 7:00 PM

### Location

<https://zoom.us/j/95296224921?pwd=SE1KQ3JoYUIDcW5NbFRicWFkZERVQT09>

Meeting ID: 952 9622 4921 | Passcode: 359662

One tap mobile: +16699009128,,95296224921# US (San Jose)

---

All members of the public can participate by calling in using the numbers provided above.

In compliance with the Americans with Disabilities Act (ADA) and upon request, Magnolia Public Schools may furnish reasonable auxiliary aids and services to qualified individuals with disabilities. Members of the public who need special accommodations or translation are strongly encouraged to contact Magnolia Public Schools at least 24 hours in advance of the Board meeting so assistance can be assured.

Any public records relating to an agenda item for an open session which are distributed to all, or a majority of all, of the Board Members shall be available for public inspection. Magnolia Public Schools values public comment during Board meetings. Pursuant to AB 361 members of the public may address the Board during the Public Comment period on the day of the board meeting without the need to complete a public speaker form. We limit individual speakers to three (3) minutes and speakers with interpreters to six (6) minutes. For any questions regarding this meeting email [board@magnoliapublicschools.org](mailto:board@magnoliapublicschools.org) or call 213-628-3634 Ext. 100.

### Academic Committee Members:

Ms. Diane Gonzalez, Chair

Ms. Sandra Covarrubias

Dr. Salih Dikbas (alternate)

### CEO and Superintendent:

Mr. Alfredo Rubalcava

---

### Committee Members Present

---

D. Gonzalez, S. Covarrubias (remote), S. Dikbas (remote)

**Committee Members Absent**

*None*

**Committee Members who arrived after the meeting opened**

D. Gonzalez

**Guests Present**

J. Obuchi (remote)

---

**I. Opening Items**

**A. Call the Meeting to Order**

S. Covarrubias called a meeting of the Academic Committee of Magnolia Public Schools to order on Thursday Mar 17, 2022 at 7:11 PM.

**B. Record Attendance and Guests**

**C. Approval of the Agenda**

S. Covarrubias made a motion to approve the agenda as presented.

S. Dikbas seconded the motion.

The committee **VOTED** to approve the motion.

**Roll Call**

S. Covarrubias Aye

D. Gonzalez Absent

S. Dikbas Aye

**D. Public Comments**

There were no comments at the time

**E. Announcement from CEO & Superintendent & Committee Members**

A.Rubalcava did not have any announcements nor comments.

**F. Approval of Minutes for Regular Academic Committee Meeting on February 7, 2022**

S. Covarrubias made a motion to approve the minutes from Academic Committee Meeting on 02-07-22.

S. Dikbas seconded the motion.

The committee **VOTED** to approve the motion.

**Roll Call**

S. Covarrubias Aye

D. Gonzalez Absent

S. Dikbas Aye

**II. Discussion Item**

**A. Academic Updates**

D. Gonzalez arrived.

E.Acar provided Academic Updates to the committee members. The following were discussed: Upcoming events, Authorizer and WASC Visits, Performance on Interim Assessment Blocks, IAB Calendar, Attendance Data, Suspension / Expulsion Data, GATE and 504 Data, and updates from members of the Academic Team.

### **III. Closing Items**

#### **A. Adjourn Meeting**

There being no further business to be transacted, and upon motion duly made, seconded and approved, the meeting was adjourned at 7:53 PM.

Respectfully Submitted,  
S. Covarrubias

# Coversheet

## Academic Updates

**Section:** II. Discussion Item  
**Item:** A. Academic Updates  
**Purpose:** Discuss  
**Submitted by:**  
**Related Material:** IIA-Academic Updates (dragged).pdf



Board Agenda Item #	Agenda # IIA (Discussion Item)
Date:	Oct 13, 2022
To:	Magnolia Board of Directors- Academic Committee
From:	Alfredo Rubalcava, CEO & Superintendent
Staff Lead:	Erdinc Acar, Chief Academic Officer
RE:	Academic Updates

Proposed Board Recommendation

None, Information Only

Background

MPS Chief Academic Officer and members of the Academic Team will provide an update to the Academic Committee Members on events and activities regarding the academic program and services organization-wide.

Budget Implications

None

How Does This Action Relate/Affect/Benefit All MSAs?

N/A

Name of Staff Originator:

Mr. Erdinc Acar, Chief Academic Officer

Exhibits (attachments):

- Academic Updates PowerPoint





# Academic Committee Meeting

**Academic Updates  
October 13, 2022**

# Agenda



- General Updates
- Special Education Updates
- Assessment Results
  - 2021-2022 CAASPP Results (ELA, Math and Science)
  - 2022-2023 NWEA MAP Results - Fall administration
- Instructional Programs and Support
  - New Teacher Programs
  - Instructional Rounds - School visits and classroom observations
- College Programs Update - Dual Enrollment
- Student Attendance Data - School Climate Data
- Program Updates from MPS Home Office Academic Team Members



# General Updates/Celebrations

- **New academic team positions**
  - MPS Expanded Learning Opportunities Programs Coordinator - Andross Milteer
  - MPS Special Programs Coordinator - Krystal Zavala
  - Visual and Performing Arts (VAPA) Programs Coordinator
- **Fall Symposium updates**
  - On site and virtual, TOSA-led sessions, MTSS Certification work
- **MTSS Pathway Certification Program**
  - Grant funded and 1 year course certification program for all instructional staff
  - Universal Design For Learning (UDL), Culturally and Linguistically Responsive Teaching (CLRT), and Mental Health and Social Emotional Learning (SEL)

# Special Education CDE Monitoring Updates



- CCEIS Plan - Currently implementing for MSA 1/ Upon approval, we will begin implementing for MSA 5 (Currently Developing)
- MPS Wide Impact - One of the outcomes of our Root Cause Analysis - Reintegration process to implement at all Triennial IEP Meetings and upon recommendations from teachers and parents
- MSA 2 and MSA SD - Targeted (Second Year of Disproportionality)
  - MSA 2 - Latino students are 3x's more likely to have an SLD eligibility than other ethnic groups
  - MSA SD - White students are 3x's more likely to have an OHI eligibility than other ethnic groups

*We are completing record reviews and primary language assessments to make appropriate changes to eligibilities if warranted.*

# CAASPP Results - ELA



	<b>2019 %</b>	<b>2022 %</b>	<b>Difference</b>
<b>MSA1</b>	45.06%	36.05%	-9.01%
<b>MSA2</b>	41.81%	35.88%	-5.93%
<b>MSA3</b>	35.67%	32.86%	-2.81%
<b>MSA4</b>	27.12%	37.50%	10.38%
<b>MSA5</b>	46.96%	45.34%	-1.62%
<b>MSA6</b>	46.26%	52.33%	6.07%
<b>MSA7</b>	44.54%	37.86%	-6.68%
<b>MSA Bell</b>	43.07%	43.01%	-0.06%
<b>MSA SD</b>	69.31%	62.97%	-6.34%
<b>MSA SA</b>	34.23%	36.52%	2.29%
<b>MPS</b>	<b>45.03%</b>	<b>42.54%</b>	<b>-2.49%</b>

This information is presented as a supplement to the GEO metric progress monitoring.

Powered by BoardOnTrack

# CAASPP Results - Math



	<b>2019 %</b>	<b>2022 %</b>	<b>Difference</b>
<b>MSA1</b>	30.13%	13.99%	-16.14%
<b>MSA2</b>	27.87%	21.76%	-6.11%
<b>MSA3</b>	17.37%	18.43%	1.06%
<b>MSA4</b>	8.47%	25.00%	16.53%
<b>MSA5</b>	38.67%	22.36%	-16.31%
<b>MSA6</b>	38.36%	32.18%	-6.18%
<b>MSA7</b>	32.14%	26.24%	-5.90%
<b>MSA Bell</b>	23.86%	23.26%	-0.60%
<b>MSA SD</b>	60.62%	49.87%	-10.75%
<b>MSA SA</b>	28.61%	28.67%	0.06%
<b>MPS</b>	<b>32.13%</b>	<b>26.37%</b>	<b>-5.76%</b>

This information is presented as a supplement to the GEO metric progress monitoring.


Powered by BoardOnTrack

# CAASPP Results - Science



<b>CAST Historical Proficiency Rates - SCIENCE (5,8,HS)</b>			
	<b>2019</b>	<b>2022</b>	Change (2019 to 2022)
<b>LAUSD</b>	<b>22.80%</b>	<b>21.64%</b>	<b>-1.16%</b>
MSA-1	30.61%	21.13%	-9.48%
MSA-2	21.05%	16.76%	-4.29%
MSA-3	10.05%	14.90%	4.85%
MSA-4	5.00%	14.00%	9.00%
MSA-5	11.54%	14.41%	2.87%
MSA-6	10.35%	26.47%	16.12%
MSA-7	34.62%	24.53%	-10.09%
MSA-8	29.77%	20.00%	-9.77%
-			
<b>SDUSD</b>	<b>35.58%</b>	<b>35.99%</b>	<b>0.41%</b>
MSA-SD	55.74%	53.38%	-2.36%
-			
<b>SAUSD</b>	<b>15.34%</b>	<b>14.99%</b>	<b>-0.35%</b>
MSA-SA	16.47%	22.66%	6.19%

# NWEA MAP Data



## Fall 2021 - Fall 2022 Growth

	Growth		CGI	
	Math	Reading	Math	Reading
<b>MPS</b>	<b>60.1%</b>	<b>55.8%</b>	1.03	0.39
<b>MSA1</b>	58.0%	59.4%	0.27	0.56
<b>MSA2</b>	63.0%	59.9%	1.23	1.49
<b>MSA3</b>	43.8%	54.0%	-0.36	-0.09
<b>MSA4</b>	54.2%	50.0%	0.62	0.66
<b>MSA5</b>	67.7%	73.7%	2.86	2.88
<b>MSA6</b>	77.8%	70.5%	4.35	2.14
<b>MSA7</b>	65.4%	47.0%	1.23	-0.39
<b>MSA8</b>	54.1%	54.5%	0.36	-0.21
<b>MSASD</b>	61.7%	53.2%	1.37	-0.30
<b>MSASA</b>	62.8%	46.1%	1.54	-0.75





# NWEA MAP Data


## Spring SBAC Projected Proficiency for Reading

Reading	Student Count	Level 3		Level 4		Level 3 & 4	
		Count	Percentage	Count	Percentage	Count	Percentage
<b>MSA1</b>	405	119	29.38%	43	10.62%	<b>162</b>	<b>40.00%</b>
<b>MSA2</b>	344	102	29.65%	31	9.01%	<b>133</b>	<b>38.66%</b>
<b>MSA3</b>	211	63	29.86%	18	8.53%	<b>81</b>	<b>38.39%</b>
<b>MSA4</b>	19	4	21.05%	1	5.26%	<b>5</b>	<b>26.32%</b>
<b>MSA5</b>	124	43	34.68%	10	8.06%	<b>53</b>	<b>42.74%</b>
<b>MSA6</b>	88	37	42.05%	6	6.82%	<b>43</b>	<b>48.86%</b>
<b>MSA7</b>	170	36	21.18%	21	12.35%	<b>57</b>	<b>33.53%</b>
<b>MSA Bell</b>	375	126	33.60%	38	10.13%	<b>164</b>	<b>43.73%</b>
<b>MSA SD</b>	404	171	42.33%	110	27.23%	<b>281</b>	<b>69.55%</b>
<b>MSA SA</b>	308	75	24.35%	28	9.09%	<b>103</b>	<b>33.44%</b>
<b>MPS</b>	<b>2448</b>	<b>776</b>	<b>31.70%</b>	<b>306</b>	<b>12.50%</b>	<b>1082</b>	<b>44.20%</b>

**Grade levels included:** Elementary: 2, 3, 4, and 5 Secondary: 6, 7, 8, and 11

# NWEA MAP Data

## Spring SBAC Projected Proficiency for Math



School	Student Count	Level 3		Level 4		Level 3 & 4	
		Count	Percentage	Count	Percentage	Count	Percentage
MSA1	420	42	10.00%	20	4.76%	<b>62</b>	<b>14.76%</b>
MSA2	342	45	13.16%	18	5.26%	<b>63</b>	<b>18.42%</b>
MSA3	205	18	8.78%	4	1.95%	<b>22</b>	<b>10.73%</b>
MSA4	20	1	5.00%	0	0.00%	<b>1</b>	<b>5.00%</b>
MSA5	137	16	11.68%	3	2.19%	<b>19</b>	<b>13.87%</b>
MSA6	88	14	15.91%	6	6.82%	<b>20</b>	<b>22.73%</b>
MSA7	179	38	21.23%	18	10.06%	<b>56</b>	<b>31.28%</b>
MSA Bell	378	50	13.23%	19	5.03%	<b>69</b>	<b>18.25%</b>
MSA SD	410	104	25.37%	107	26.10%	<b>211</b>	<b>51.46%</b>
MSA SA	310	42	13.55%	24	7.74%	<b>66</b>	<b>21.29%</b>
MPS	2489	370	14.87%	219	8.80%	<b>589</b>	<b>23.66%</b>

**Grade levels included:** Elementary: 2, 3, 4, and 5 Secondary: 6, 7, 8, and 11

# New Teacher Programs



- 21-22 New Teacher Data, replacements- counts per subject
- 22-23 New Teacher Data, replacements- counts per subject

New Hire Teachers after 2020-21 school year													
Department	Elem	Art	Music	Comp.	SPED	ELA & ELD	Hist.	Math	PE	Sci.	Span.	Total	No Longer at MPS
June 21 - June 22	13	0	1	2	10	9	7	5	6	12	0	66	28
Since June 2022	3	1	1	2	3	7	4	8	4	8	1	42	2
Current Vacant Positions	0	0	1	0	2	3	0	4	1	1	0	12	n/a
Total new since 6/21	16	1	2	4	13	16	11	13	10	20	1	108	30
Size of department	23	4	3	5	25	37	27	33	15	25	8	235	n/a

- **Support Programs**
  - Academic Team, hosted 2 in-person New Teacher Training Days (Summer In-Service and August 31st), and planning a 3rd training day to be held during second semester
  - School sites have grants for teacher coaching - exact implementation varies by site
  - Google Classroom for as-needed resource access

# Instructional Rounds Updates



Instructional Rounds are day-Long visits to schools conducted by the Academic Team **four times a year**. A schedule is created for each visit that includes a morning leadership meeting, observation of classes, time for document review, and a debrief that highlights glows and grow trends for the school and next steps.

## Purpose & Scope

- **September:** Baseline observations used to gather data around instructional practices for the year.
- **November/December:** Check-in #1 to observe, provide feedback around instructional practices goals, and support schools with initial preparation for authorizer visits.
- **January/February:** Check-in #2 to observe, provide feedback around instructional practices goals, and support schools with preparation for authorizer visits. (replaces mock visits for LAUSD schools & adds an additional visit for other schools)
- **April:** Summative observations for the year regarding instructional practices goals. Final feedback loop for the school with recommendations to consider when planning for next school year.

## Highlights

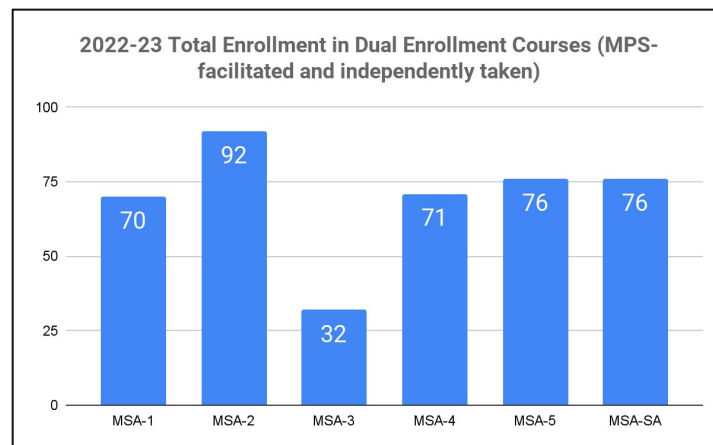
- All 10 schools have been visited for round 1 and baseline data has been collected
- 158 teachers have been observed with coaching feedback given to school leaders
- All school leaders have taken part in instructional rounds

# Dual Enrollment Updates



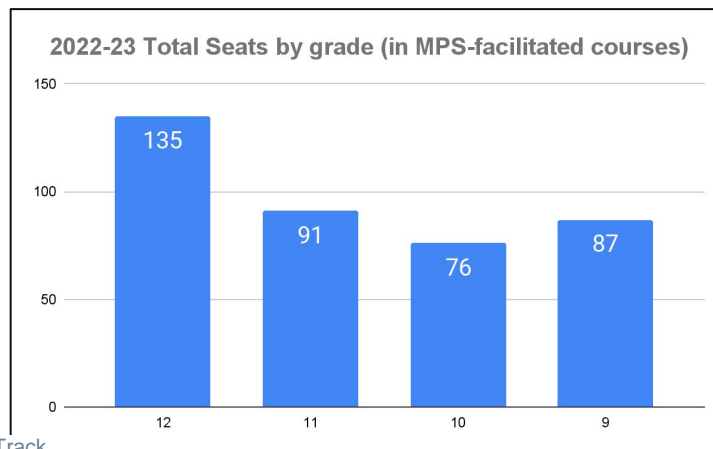
- Los Angeles Valley College and Santa Ana College are our partners for facilitated courses
- Dual Enrollment has increased 31% since 21-22
- Current students have earned 2825 College Credits since Fall 2021
- 3 schools have it during the day = higher enrollment
- 93.2% of students take DE through MPS-facilitated courses. Counselors check assist.org to monitor CSU/UC transferability. Other schools case-by-case
- Next steps: create DE data dashboard to track pass rates, enrollment rates, and other more granular data

MPS Total Enrollment in MPS-Facilitated Courses				
Totals	2022-23 Total seats		2021-22 Total seats	
Fall	388	13 classes	296	9 classes



2022-23 Total Seats by grade		Total Students
12	135	264
11	91	267
10	76	345
9	87	305

2022-23 Total Seats by school		HS Students
MSA-1	70	352
MSA-2	92	209
MSA-3	32	226
MSA-4	71	102
MSA-5	76	124
MSA-SA	76	168
<b>MPS:</b>	<b>417</b>	<b>1181</b>



# ADA Update



The ADA% for (MSA-SD covers the first 3 weeks of SY 22-23)

School	ADA % for Month 1 2021-22	ADA % for Month 1 2022-23
MSA 1	89.99%	94.55%
MSA 2	84.05%	95.03%
MSA 3	90.40%	92.54%
MSA 4	87.91%	92.03%
MSA 5	93.75%	92.01%
MSA 6	91.89%	93.10%
MSA 7	95.60%	93.24%
MSA Bell	86.06%	94.30%
MSA Santa Ana	94.10%	94.66%
MSA San Diego	94.10%	95.22%

# School-Wide Data on Community



	2018-19	2019-20	2020-21	2021-22	2022-23 in-progress
Suspension Data Out-of-School	<b>73</b>	<b>29</b>	<b>0</b>	<b>66</b>	<b>9</b>
Suspension Data In-School	<b>8</b>	<b>3</b>	<b>0</b>	<b>6</b>	<b>3</b>
Expulsion Data	<b>3</b>	<b>1</b>	<b>0</b>	<b>3</b>	<b>0</b>
Average Daily Attendance (ADA) Rate (P-2 ADA)	<b>95.50%</b>	<b>96.08%</b>	<b>97.80%</b>	<b>90.36%</b>	<b>94.8%</b> (locally reported as of Month 1)
Chronic Absenteeism Rate	<b>8.2%</b>	<b>N/A</b>	<b>5.2%</b>	<b>26.4%</b>	<b>23.2%</b> (locally reported as of 9/20/22)
Graduation Rate	<b>96.1%</b>	<b>96.3%</b>	<b>96.6%</b>	<b>99.6%</b> (locally reported)	<b>N/A</b>

# Special Education & Support Services

Dr. Artis Callaham



## Supporting SPED and Support Services 22-23 School Opening

- Holding SIM and High Need - Meetings with parents and student support providers for all schools as required
- Gifted OLSAT/ Raven's Testing Coordination /Support to MPS Schools/ Developing Enrichment Program for 22-23 school year - This year we are assessing the following grade levels to increase equitable identification levels 3, 6, and 9.
- Onboarding new SPED Ed Specialists, Psychs and Coordinator of Special Programs (CMO)/ Supporting (2) Social Work Interns

## Supporting School Sites with Special Education Compliance and Service Provision

- Support Schools in CDE Monitoring Procedures/Assist with developing CCEIS Team and Plan for Sig Dispro Requirement ( Sig Dis, SECMS Errors, and CIM Plans)
- Working with MPS Outreach and Fiscal Teams / Support for monitoring LLR, LEGAL Cost, and COP 3 Grants
- Attend all Authorizer and SELPA professional Development Meetings/ Share with SPED and Academic Teams as appropriate

## Supporting Student Support Services /Overall Program

- Provide Guidance and support for all MPS School Psychologists, Social Workers and Counseling Interns
- Work with Accountability Team to Assist Schools in Completing the Quarterly Cal-PADS Mergers/State/SELPA Required Reports
- Completing and submitting all SELPA, Authorizer and State required Reports (I.e. Personnel Data, Extraordinary costs, NPS Reimbursements, Fiscal, ERMHS etc)

## Other Highlights

- Planning on establishing MPS wide Speech and Language program
- Addressing Narcan Requirements for all LA Schools
- Establishing a GATE Curriculum MPS Wide



# Educational Services

Mr. William Gray



## Supporting College Counselors and College & Career Readiness Program:

- Provide relevant, timely feedback and guidance to College Counselors
- Increase the percentage of all HS students that have met with their College Counselor, overall and by grade.
- **Support expansion and improvement of site Dual Enrollment practices (296 F21 to 388 F22)**
- **Support sites' implementation of College & Career Readiness program that includes resources for counselors and teachers regarding the use of [Californiacolleges.edu](https://californiacolleges.edu) and Center for Educational Partnerships resources.**
- Roll out Alumni Support Program including training and supervising new Alumni Success Coaches

## Supporting new TOSAs and TOSA Program:

- Implement structure for submission, review, and revision of OrgWide Department Meeting Agendas
- **Support TOSAs generation of OrgWide Departmental Instructional Assessment Goal**
- Support TOSAs generation of OrgWide Departmental Cultural Event

## Other Highlights:

- Every school will be in compliance with ABI 505 and Ind. Study requirements.
- Each school will be prepared for authorizer and accreditation visits including data analysis and plan-writing, document preparation, presentation preparation, and compliance with all relevant policies. Guidance/coaching will be provided to leaders to improve practices

# Student Services

**Mr. Jason Hernandez**



## Discipline Procedures

- Providing professional learning for school-site administrators on procedural systems and opportunities to refine restorative practices

## Child Welfare & Attendance

- Distribution of Metro TAP Cards within Los Angeles County Schools
- Refining systems to monitor and streamline attendance practices
- Continue to refine and monitor PBIS and MTSS practices across the school sites

## School Safety

- Refining safety measures at schools: Radio Unit Protocols, Emergency Drills, etc.
- Revamping the Comprehensive School Safety Plan
- Continue to conduct Crisis Prevention Institute (CPI) Nonviolent Crisis Intervention training across the school sites

## CIF

- Provide learning space for Athletic Directors to share promising practices to refine sport programs at school sites

## Other Highlights:

- PBIS Recognition across MPS
- Instructional Rounds
- New Teacher Training

# Math Programs



## Mrs. Traci Lewin

### Supporting Math Teachers

- Onboarded 10 new MPS math teachers
- Holding one-on-one meetings for individualized support
- Planning and hosting 7 monthly math department meetings
- Maintain and update MPS Math Teacher website and Google Classroom and curate resources based on teachers' needs
- Provided updated curriculum maps for math based on accelerated learning principles

### Math Curriculum Adoption Project

- Held intensive materials investigation in June 2022
  - Committee narrowed the curricula to 2
- Conducting lesson studies of the potential curricula with math teachers during Oct and Nov PLCs
- Goal: select and recommend a new curriculum in Feb. 2023

### Other Highlights

- Supporting school leaders
  - Conducting instructional rounds with Academic Team
  - Formative Walkthrough book study
  - Liaison visits
- Along with the Academic Team, hosted 2 in-person New Teacher Training Days (Summer In-Service and August 31st), and planning a 3rd training day to be held during second semester
- Supported schools with the implementation of the CA MTSS Pathways Certification for schools during the Summer and Fall Symposia

# EL and ELA Programs

**Mrs. Katie Mann**



## Supporting EL Programs

- Provided professional learning on our EL Master Plan and Services to all 10 school sites
- Provided professional learning to all LEA EL Coordinators during Summer in-service
- Completed Title III EL program compliance items and submitted Title III EL funding consortium application to the CDE
- Updated the MPS EL Master Plan to streamline and improve documentation during our Reclassification process
- **Supported LEA EL Coordinators with the completion of 70 Initial ELPAC assessments (a 280% increase over the 21-22 school year)**
- **Worked with schools to ensure appropriate EL Services are being provided to over 720 currently identified EL students**

## Supporting ELA Teachers

- **Onboarding a new ELA department Teacher on Special Assignment (TOSA), 2 new EL Coordinators, and 13 new ELA teachers**
- Planning for 7 ELA department org-wide PLC meetings
- Facilitating an org-wide investigation into how writing strategies are taught at MPS schools
- Hosted 2 StudySync ELA Curriculum Training opportunities for ELA teachers

## Other Highlights

- Supporting school leaders
  - Conducting instructional rounds with Academic Team
  - Formative Walkthrough book study
  - Liaison visits
- Along with the Academic Team, hosted 2 in-person New Teacher Training Days (Summer In-Service and August 31st), and planning a 3rd training day to be held during second semester
- Supported schools with the implementation of the CA MTSS Pathways Certification for schools during the Summer and Fall Symposia



# Questions or Comments ?