



Magnolia Public Schools

Regular Finance Committee Meeting

Date and Time

Wednesday September 12, 2018 at 6:00 PM PDT

Location

Teleconference; Dial: 1.844.572.5683 Code: 1948435

Access to the Board Meeting:

Any interested parties or community members may attend the meeting from the locations
Committee Members are joining the meeting from or by phone using the following conference
number: 1.844.572.5683; 1948435

- 5653 Alton Pkwy Irvine CA, 92618 (Mr. Shohrat Geldiyev)
- 7401 Madora Ave. Winnetka, CA 91306 (Ms. Sandra Covarrubias)
- 11935 Dorothy Street, Los Angeles, CA 90049 (Dr. Saken Sherkhonov)
- 1363 Ridgecrest Rd Pinole, CA 94564 (Mr. Serdar Orazov)

In compliance with the Americans with Disabilities Act (ADA) and upon request, Magnolia Public Schools may furnish reasonable auxiliary aids and services to qualified individuals with disabilities. Individuals who require appropriate alternative modification of the agenda in order to participate in committee meetings are invited to contact the MPS central office. If you need special assistance to attend the meeting or translation services, please notify Barbara Torres at (213) 628-3634 x100 to make arrangements and accommodate your disability.

Any public records relating to an agenda item for an open session of the Board which are distributed to all, or a majority of all, of the Board members shall be available for public inspection at 250 East 1st Street Ste 1500 Los Angeles, CA 90012.

Finance Committee Members:

Mr. Serdar Orazov, Chair
Dr. Saken Sherkhonov
Ms. Sandra Covarrubias
Mr. Shohrat Geldiyev

CEO and Superintendent:

Mr. Alfredo Rubalcava

Agenda

	Purpose	Presenter	Time
I. Opening Items			6:00 PM
A. Call the Meeting to Order			1 m

B. Record Attendance and Guests			1 m
C. Public Comment			1 m
D. Approval of Agenda	Vote		1 m
E. Approval of Minutes from Regular Finance Committee Meeting- May 21, 2018	Approve Minutes	Barbara Torres	1 m
Approve minutes for Special Finance Committee on June 8, 2018			
II. Action Item			6:05 PM
A. Approval of 2017-18 Unaudited Actuals and Review of July '18 Financials	Vote	Nanie Montijo	30 m
B. Approval for Additional Positions Due to Increased Enrollment at MSA-3	Vote	Shandrea Daniel	5 m
III. Discussion Item			6:40 PM
A. Finance Update on Board Requests	Discuss	Nanie Montijo	15 m
IV. Closing Items			6:55 PM
A. Adjourn Meeting	Vote		

Cover Sheet

Approval of Minutes from Regular Finance Committee Meeting- May 21, 2018

Section: I. Opening Items
Item: E. Approval of Minutes from Regular Finance Committee Meeting- May 21, 2018
Purpose: Approve Minutes
Submitted by:
Related Material: Minutes for Special Finance Committee on June 8, 2018

DRAFT



Magnolia Public Schools

Minutes

Special Finance Committee

Date and Time

Friday June 8, 2018 at 5:15 PM

Location

Teleconference: Dial:1.844.572.5683 Code: 1948435

Board Members participated remotely from the following locations:

- 683 Loyola Ave. Carson, CA 90746 (Ms. Charlotte Brimmer)
- 1363 Ridgecrest Rd Pinole CA 94564 (Mr. Serdar Orazov)
- 250 E. 1st St. Ste 1500 Los Angeles, CA 90012 (Dr. Saken Sherkanov)

Finance Committee Members:

Dr. Saken Sherkanov
Ms. Charlotte Brimmer
Mr. Serdar Orazov

CEO and Superintendent:

Dr. Caprice Young

Committee Members Present

C. Brimmer, S. Orazov, S. Sherkanov

Committee Members Absent

None

I. Opening Items

A. Call the Meeting to Order

S. Sherkanov called a meeting of the Finance committee of Magnolia Public Schools to order on Friday Jun 8, 2018 @ 6:00 PM at Teleconference: Dial:1.844.572.5683 Code: 1948435.

B. Record Attendance and Guests

Refer to attendance details report above.

C. Public Comment

There were no public comments.

D. Approval of Agenda

S. Sherkhanov made a motion to approve the agenda as presented.

S. Orazov seconded the motion.

The committee **VOTED** unanimously to approve the motion.

Roll Call

C. Brimmer Aye

S. Sherkhanov Aye

S. Orazov Aye

E. Approval of Minutes from Regular Finance Committee Meeting- May 21, 2018

S. Orazov made a motion to approve minutes from the Regular Finance Committee on 05-21-18.

S. Sherkhanov seconded the motion.

The committee **VOTED** unanimously to approve the motion.

Roll Call

S. Sherkhanov Aye

C. Brimmer Aye

S. Orazov Aye

II. Action/Discussion Item

A. Discussion and Approval of 2018-19 Magnolia Public Schools Budget

N. Montijo, Chief Financial Officer, led the discussion of the 2018-19 MPS budget approval. The committee discussed certain staff positions which they found were not a priority for the organization for this upcoming fiscal year and they asked for those positions to not be filled. They also recommended that the MPS Home Office marketing budget be decreased. Staff discussed that the original proposed budget was at 7.2 million and had since been decreased to 5.8 million. Home office staff salaries will all be increased by 5% to align with the school salary increases with the exception of one position that will be reclassified. The committee discussed the 5% increase for all home office staff and requested additional information regarding the increase. MSA-5's budget and CMO fees were discussed.

S. Sherkhanov made a motion to recommend approval of the MPS budget with a 5% salary increase for CMO staff with the exception of the reclassified position and part-time to full-time positions in addition, a one time reduction of \$80,000 for the CMO for MSA 5 and removal of proposed Chief External Officer position. S. Orazov seconded. The motion passed.

Brimmer: Abstain

Saken: Yes

Serdar: Yes

III. Closing Items

A. Adjourn Meeting

There being no further business to be transacted, and upon motion duly made, seconded and approved, the meeting was adjourned at 6:48 PM.

Respectfully Submitted,
S. Sherkhanov

Cover Sheet

Approval of 2017-18 Unaudited Actuals and Review of July '18 Financials

Section: II. Action Item
Item: A. Approval of 2017-18 Unaudited Actuals and Review of July '18 Financials
Purpose: Vote
Submitted by:
Related Material: II A Unaudited Actuals 2017-18.pdf



Board Agenda Item #	Agenda # II A- Consent Item
Date:	September 12, 2018
To:	MPS- Finance Committee
From:	Alfredo Rubalcava, CEO & Superintendent
Staff Lead:	Nanie Montijo, Chief Financial Officer
RE:	Approval of Unaudited Actuals Report for Fiscal Year Ended June 30, 2018

Proposed Board Recommendation

I move that the board Finance Committee recommend approval of the Unaudited Actuals Report for Fiscal Year Ended June 30, 2018.

Background

In compliance with Education Code (EC) Section 42100, the Los Angeles County Office of Education (LACOE) requests that districts file their board-approved 2017-18 Unaudited Actuals Financial Report by September 15, 2018.

Per LACOE's bulletin #4846 dated July 18, 2018,

- the report is required in the SACS software format
- charter school's unaudited actual reports must be submitted for each charter school authorized by the district; reports can be submitted via SACS or the Alternative Form
- one hard copy of the Board-certified report with original signature must be submitted.

The County office will verify, approve, certify, and transmit each report to CDE by the due date. The submission of unaudited actuals financial reports from all districts are required in order for the State to compile and report statewide financial data for 2017-18. Under EC Section 42129, the State Superintendent of Public Instruction may impose certain sanctions if a report is not submitted by the due date. The sanctions may include the withholding of all stipends, salaries, and expenses from the superintendent and governing board of any district that fails to file the report in a timely manner.

Authorizing districts are required by EC Section 47604.32 to ensure that each charter school under their authority complies with all reports required of charter schools by law and to monitor the fiscal solvency of each charter school.

Budget Implications

- none

How Does This Action Relate/Affect/Benefit All MSAs?

All Charter schools must submit their 2017-18 year-end financial data to the County Office through their authorizing district by September 15, 2018, either in the SACS format or in the Alternative Form.

Exhibits (Attachments):

Unaudited Actuals Report/Presentation For Fiscal Year Ended June 30, 2018.



Business and Development Specialists
for Charter Schools

MEMORANDUM

TO: Alfredo Rubalcava, CEO, Magnolia Public Schools
FROM: EdTec
SUBJECT: Unaudited Actuals 2018 Financial Presentation
DATE: 09/1/18

SUMMARY OF RESULTS – UNAUDITED ACTUALS

	MERF	MSA-1	MSA-2	MSA-3	MSA-4	MSA-5	MSA-6	MSA-7	MSA-8	MSA-SA	MSA-SD	Total
SUMMARY												
Revenue												
LCFF Entitlement	-	5,502,695	4,472,148	4,459,164	1,713,551	1,927,351	1,449,785	2,565,977	4,538,699	6,682,934	2,947,210	36,259,514
Federal Revenue	51,600	1,035,665	521,866	449,533	249,327	234,012	167,651	261,610	342,604	678,693	127,665	4,120,228
Other State Revenues	-	1,370,330	679,407	784,672	381,311	425,667	325,170	877,179	851,386	726,805	686,139	7,108,067
Local Revenues	6,644,427	57,230	40,368	51,156	28,835	107,881	9,910	55,539	51,358	58,161	46,952	7,151,817
Fundraising and Grants	107,243	58,850	29,586	26,429	9,352	1,599	16,991	18,666	23,598	54,661	42,344	389,320
Total Revenue	6,803,270	8,024,771	5,743,375	5,770,955	2,382,377	2,696,510	1,969,508	3,778,971	5,807,645	8,201,254	3,850,311	55,028,946
Expenses												
Compensation and Benefits	2,972,148	3,520,801	3,017,121	2,915,194	1,057,458	1,351,319	1,044,615	1,622,366	2,608,479	4,789,691	2,223,864	27,123,055
Books and Supplies	24,834	373,591	399,290	312,395	119,132	185,218	85,824	190,976	304,440	608,163	101,248	2,705,113
Services and Other Operating Expenditures	2,244,617	2,698,450	1,920,481	2,080,950	726,839	588,779	465,363	1,461,248	2,119,837	2,203,318	1,578,005	18,087,886
Depreciation	933	6,361	48,000	22,407	15,656	11,392	28,726	18,515	57,572	527,830	30,567	767,960
Other Outflows	-	-	-	-	-	-	-	-	-	446,968	-	446,968
Total Expenses	5,242,532	6,599,203	5,384,892	5,330,946	1,919,085	2,136,707	1,624,527	3,293,106	5,090,327	8,575,970	3,933,685	49,130,982
Operating Income	1,560,738	1,425,567	358,482	440,009	463,291	559,803	344,980	485,865	717,318	(374,716)	(83,374)	5,897,964
Fund Balance												
Beginning Balance (Unaudited)	258,542	3,592,121	986,884	659,803	917,537	1,212,490	1,119,974	901,012	3,045,002	7,875,025	1,189,492	21,757,882
Audit Adjustment	(1,025,320)	(205,846)	(89,798)	(27,842)	112,622	163,067	138,947	111,318	321,397	1,987	59,194	(440,274)
Beginning Balance (Audited)	(766,778)	3,386,275	897,086	631,961	1,030,159	1,375,557	1,258,921	1,012,330	3,366,399	7,877,012	1,248,686	21,317,608
Operating Income	1,560,738	1,425,567	358,482	440,009	463,291	559,803	344,980	485,865	717,318	(374,716)	(83,374)	5,897,964
Ending Fund Balance	793,959	4,811,843	1,255,568	1,071,970	1,493,450	1,935,360	1,603,901	1,498,195	4,083,717	7,502,296	1,165,312	27,215,572
Restricted Net Position	-	365,716	282,852	274,967	265,107	251,130	112,184	254,562	272,911	110,306	349,323	2,539,060
Unrestricted Net Position	793,959	4,446,127	972,716	797,003	1,228,343	1,684,229	1,491,717	1,243,633	3,810,806	7,391,990	815,989	24,676,513

SUMMARY OF RESULTS – UNAUDITED ACTUALS VS. 2ND INTERIM BOARD APPROVED BUDGET

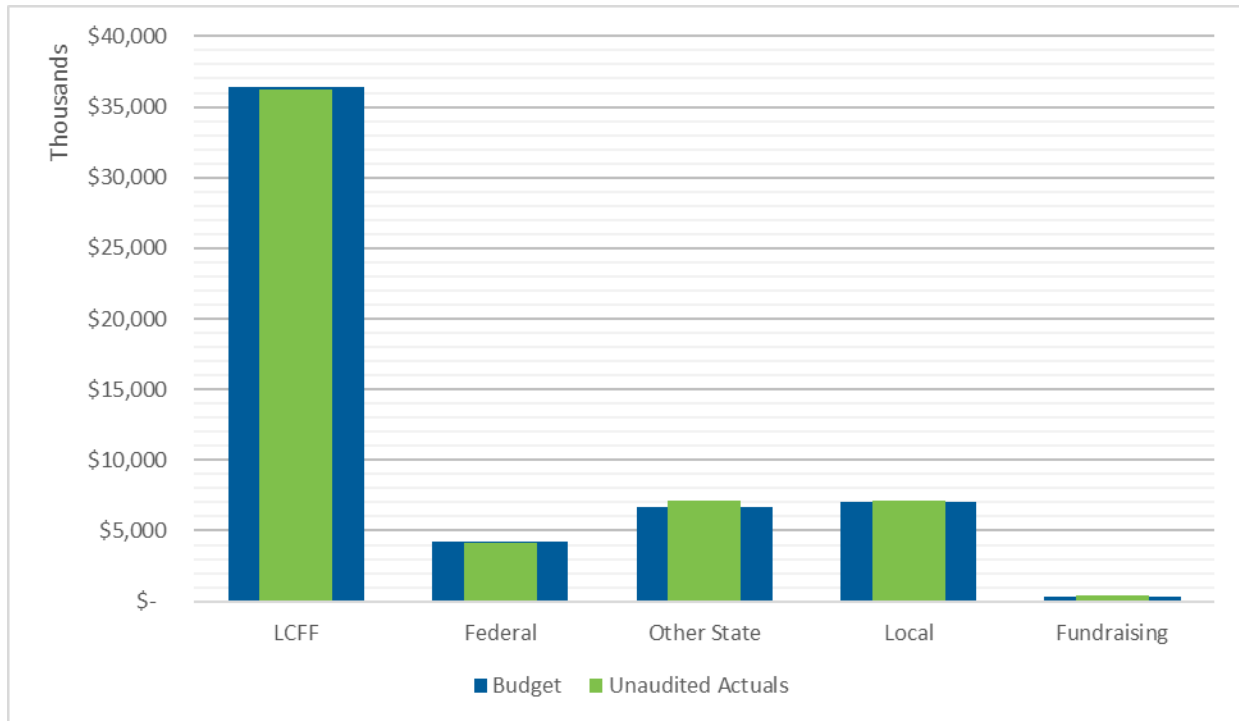
	Adopted Budget	2nd Interim Approved Budget	FY18 Unaudited Actual	2nd Int. Budget vs. Actual
SUMMARY				
Revenue				
LCFF Entitlement	38,117,866	36,450,839	36,259,514	(191,325)
Federal Revenue	4,008,196	4,259,324	4,120,228	(139,096)
Other State Revenues	4,320,287	6,699,536	7,108,067	408,532
Local Revenues	6,843,121	7,019,546	7,151,817	132,271
Fundraising and Grants	218,766	370,083	389,320	19,236
Total Revenue	53,508,235	54,799,329	55,028,946	229,617
Expenses				
Compensation and Benefits	27,669,640	27,446,330	27,123,055	323,274
Books and Supplies	3,378,007	5,211,532	2,705,113	2,506,419
Services and Other Operating Expenditures	19,443,993	19,393,627	18,084,697	1,308,930
Depreciation	957,438	964,695	767,960	196,735
Other Outflows	173,107	173,107	450,157	(277,049)
Total Expenses	51,622,185	53,189,291	49,130,982	4,058,310
Operating Income	1,886,051	1,610,038	5,897,964	4,287,927
Fund Balance				
Beginning Balance (Unaudited)	21,757,882	21,757,882	21,757,882	
Audit Adjustment	-	(440,274)	(440,274)	
Operating Income	1,886,051	1,610,038	5,897,964	
Ending Fund Balance	23,643,933	22,927,646	27,215,572	

Consolidated unaudited net income was \$5,897,964. This is an increase of \$4.28 million from the 2nd Interim board approved budget. MSA-Santa Ana & MSA-San Diego ended the year with an operating loss, but all other sites ended the year with a positive operating income. Main reasons for the budget variance were:

- Prop 39 Clean Energy spending to occur after 6/30/18 (+\$1.8M)
- SB740 & Lottery final funding higher than budget (+210k)
- Mental Health (El Dorado) revenue not budgeted (+\$180k)
- Overall compensation and benefits came in under budget, largely due to unencumbered retirement contribution match in MERF & medical insurance under budget (+\$323k)
- Expenses came in under budget in Travel & Professional Development (+\$870k), Legal (+142k), Technology services (+\$321k), depreciation (+\$424k), and various other (+18k)



BUDGET VS. ACTUALS - REVENUES



Overall Revenue was \$229k higher than 2nd interim Board Approved Budget

LCFF: Revenue was \$191K lower than the approved budget as P-2 ADA was less than budgeted.

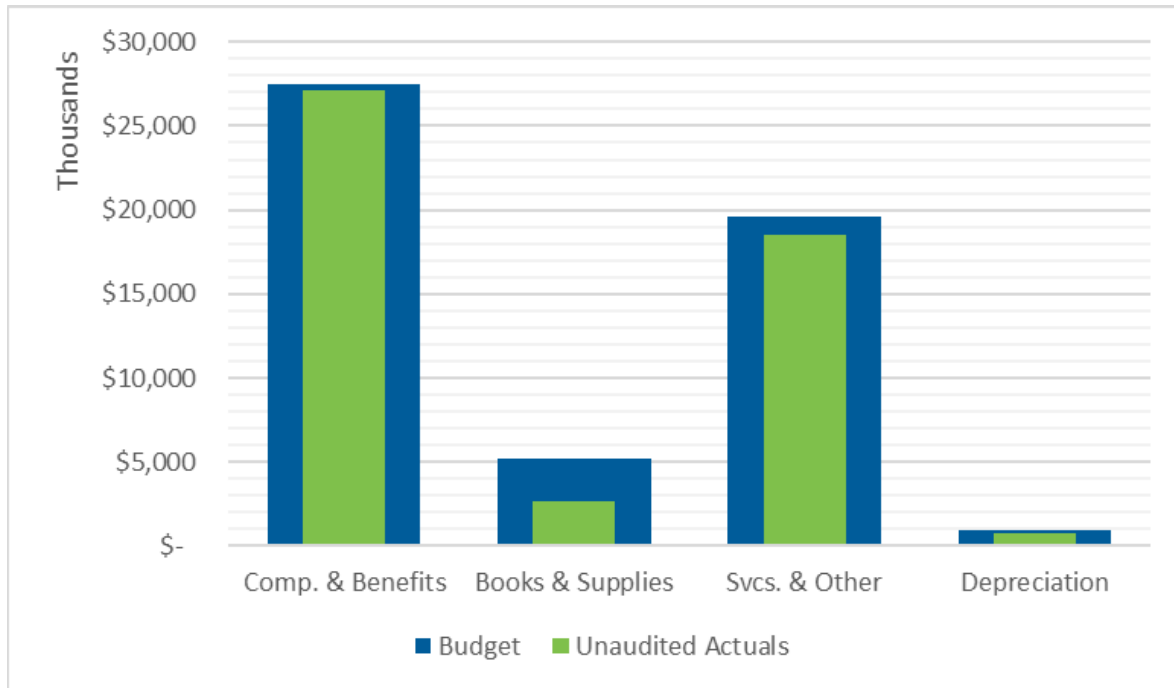
Federal: Revenue was \$139K lower than the approved budget primarily because MSA-1 CSFIG reimbursable expenses were less than anticipated.

Other State: Revenue was \$408K higher than the approved budget. Mental Health state reimbursement for El Dorado SELPA sites brought in additional \$180K, SB740 came in higher at \$158K, and State lottery revenue was an additional \$52K.

Other Local Revenue: School sites received \$132K more local revenue than budgeted for Option 3 Grants and field trip revenue.

Fundraising and Grants: Brought in an additional \$19K in revenue.

BUDGET VS. ACTUALS – EXPENSES



Overall Expenses were \$4.2 million lower than 2nd interim Board Approved Budget

Compensation & Benefits: Expense was \$323k less than budget, with the main difference being in health insurance expense and MERF retirement contribution match not occurring.

Books & Supplies: Many line items came in under budget, including instructional materials and noncapital equipment, but largest variance was due to not spending Prop 39 Clean Energy funds this year – overall savings \$2.5M.

Services & Other Operating: Many line items came in under budget, with main savings occurring in Travel & PD, Consultants, Legal, Technology – total savings \$1M

Depreciation: \$196K lower than the budget as it was based on estimates of capital expenditures and dates placed in service, and MSA-1 had building depreciation budgeted but the building was transferred to Magnolia Property Management during the year.

CASH FLOW SUMMARY



The ending cash balance at 06/30/18 was \$13,516,042, with \$2.5M being restricted cash.

RESTRICTED CASH BALANCES

Program	FY Received	Resource	MSA-1	MSA-2	MSA-3	MSA-4	MSA-5	MSA-6	MSA-7	MSA-8	MSA-SA	MSA-SD	Total
Prop 39 Clean Energy Grant	2013-14	6230-0	265,704	244,814	253,340	245,886	251,130	110,297	254,562	272,911	-	242,716	2,141,361
College Readiness	2016-17	7338-0	54,444	38,038	15,560	16,326	-	-	-	-	14,716	-	139,085
NSLP	2016-17	5310-0	45,568	-	6,067	2,895	-	1,887	-	-	-	0	56,417
Prop 1D	2015-16	9101-0	-	-	-	-	-	-	-	-	95,590	106,607	202,197
Total Restricted Funds			365,716	282,852	274,967	265,107	251,130	112,184	254,562	272,911	110,306	349,323	2,539,060

Prop 39 Clean Energy: Originally budgeted to be expended in FY17-18, but did not occur. Updated plans are to expend these funds in FY19 and FY20.

College Readiness: FY18-19 is the final year to spend these funds. Any remaining grant money at the end of the year will need to be returned.

National School Lunch Program: Can only carry over up to three months of expenses.

Prop 1D: MSA-SA and MSA-SD facility funds.

MAGNOLIA SCIENCE ACADEMY – 1

	Adopted Budget	2nd Interim Approved Budget	FY18 Unaudited Actual	2nd Int. Budget vs. Actual
SUMMARY				
Revenue				
LCFF Entitlement	5,459,002	5,505,533	5,502,695	(2,838)
Federal Revenue	1,088,351	1,166,901	1,035,665	(131,235)
Other State Revenues	890,794	1,299,057	1,370,330	71,274
Local Revenues	69,650	76,325	57,230	(19,095)
Fundraising and Grants	65,000	58,185	58,850	665
Total Revenue	7,572,797	8,106,001	8,024,771	(81,230)
Expenses				
Compensation and Benefits	3,515,834	3,551,674	3,520,801	30,873
Books and Supplies	514,102	763,511	373,591	389,919
Services and Other Operating Expenditures	3,276,235	2,924,353	2,698,300	226,053
Depreciation	153,345	153,345	6,361	146,984
Other Outflows	-	-	150	(150)
Total Expenses	7,459,516	7,392,883	6,599,203	793,679
Operating Income	113,281	713,118	1,425,567	712,449
Fund Balance				
Beginning Balance (Unaudited)	3,592,121	3,592,121	3,592,121	
Audit Adjustment	-	(205,846)	(205,846)	
Operating Income	113,281	713,118	1,425,567	
Ending Fund Balance	3,705,403	4,099,394	4,811,843	

SUMMARY OF RESULTS

FY17-18 unaudited actuals ended with an operating income of **\$1,425,567**, a \$712k increase from the 2nd Interim board approved budget.

VARIANCE ANALYSIS
Federal Revenue (-\$131k)

Charter School Facility Incentive Grant (CSFIG) revenue under budget, which was a function of spending and the school did not spend the full amount. Expense and revenue were reduced accordingly..

Other State Revenues (+\$71k)

SB740 and Lottery final revenue rates came in higher than budget.

Local Revenues (-\$19k)

Food service and other local revenues came in under budget.

Fundraising and Grants (+\$665)

Fundraising and donations slightly exceeded budget.

Compensation and Benefits (+\$31k)

Overall salaries came in under budget.

Books and Supplies (+\$390k)

The main categories for budget savings were Student Food Services, \$64K, Instructional Materials and Supplies, \$28K, Non-classroom related furniture, \$14K, and Computers \$10K. Largest variance was noncapital equipment with \$248k savings due to shifting Prop 39 expenditures to next year.

Service and Other Operating Expenditures (+\$226k)

The largest contribution to this savings is a correction of prior year accumulated depreciation on transferred property of \$161K. Utilities, Repairs, Accounting Fees, Professional Services, Legal Fees, Payroll Fees, Professional Development, Special Ed Contractors, and Technology Services were the largest savings areas for another combined savings of \$171K. These were offset by Rent being overbudget by \$88K and CMO Fees by \$18K.

Depreciation (+\$147k)

Removed property transferred to MPM.

MAGNOLIA SCIENCE ACADEMY - 2

	Adopted Budget	2nd Interim Approved Budget	FY18 Unaudited Actual	2nd Int. Budget vs. Actual
SUMMARY				
Revenue				
LCFF Entitlement	4,724,787	4,540,508	4,472,148	(68,360)
Federal Revenue	454,654	523,143	521,866	(1,277)
Other State Revenues	359,588	646,947	679,407	32,460
Local Revenues	58,680	38,679	40,368	1,689
Fundraising and Grants	20,550	23,464	29,586	6,122
Total Revenue	5,618,259	5,772,741	5,743,375	(29,366)
Expenses				
Compensation and Benefits	3,110,910	3,179,649	3,017,121	162,528
Books and Supplies	400,942	620,818	399,290	221,528
Services and Other Operating Expenditures	1,923,796	1,827,005	1,920,278	(93,273)
Depreciation	51,413	51,413	48,000	3,413
Other Outflows	-	-	204	(204)
Total Expenses	5,487,060	5,678,885	5,384,892	293,992
Operating Income	131,198	93,856	358,482	264,626
Fund Balance				
Beginning Balance (Unaudited)	986,884	986,884	986,884	
Audit Adjustment	-	(89,798)	(89,798)	
Operating Income	131,198	93,856	358,482	

SUMMARY OF RESULTS

FY17-18 unaudited actuals ended with an operating income of **\$358,482**, a \$265j increase from the 2nd Interim board approved budget.

VARIANCE ANALYSIS

LCFF Entitlement (-\$68k)

Reduced LCFF due to P2 ADA coming in -6 below budget.

Federal Revenue (-\$1.2k)

National School Lunch Program revenues came in -\$14k under budget, with offsets in Title I and other Federal revenues.

Other State Revenues (+\$32k)

Received Mental Health funding from El Dorado SELPA, not originally budgeted.

Local Revenues (\$1.6k)

Food service sales came slightly higher.

Fundraising and Grants (+\$6.1k)

Actual donations exceeded budget.

Compensation and Benefits (+\$162k)

Actual salaries ended the year \$53k ahead of budget, while largest savings was in Health & Welfare expense with actuals coming in \$87k ahead of budget.

Books and Supplies (+\$221k)

Main savings due to noncapital equipment budgeted under Prop 39 Clean Energy grant, moved to next year.

Services and Other Operating Expenditures (-\$93k)

Prior Year expenses, and substitutes were the two main categories over budget, total impact of \$196K. These expenses were offset by CMO fees, Legal fees, Technology services, Professional Development and Special Education Contractors which were all under budget.

Depreciation (+\$3.4k)

Small variance in depreciation actuals came in lower based on actual capital expenses and date placed in service.

MAGNOLIA SCIENCE ACADEMY – 3

	Adopted Budget	2nd Interim Approved Budget	FY18 Unaudited Actual	2nd Int. Budget vs. Actual
SUMMARY				
Revenue				
LCFF Entitlement	4,463,366	4,404,123	4,459,164	55,041
Federal Revenue	485,007	516,116	449,533	(66,583)
Other State Revenues	447,300	749,119	784,672	35,553
Local Revenues	40,578	45,366	51,156	5,790
Fundraising and Grants	19,617	14,735	26,429	11,694
Total Revenue	5,455,868	5,729,459	5,770,955	41,496
Expenses				
Compensation and Benefits	2,824,322	2,884,881	2,915,194	(30,314)
Books and Supplies	434,314	629,654	312,395	317,259
Services and Other Operating Expenditures	2,058,008	2,099,505	2,080,950	18,555
Depreciation	19,096	19,096	22,407	(3,311)
Other Outflows	-	-	-	-
Total Expenses	5,335,741	5,633,136	5,330,946	302,190
Operating Income	120,127	96,323	440,009	343,686
Fund Balance				
Beginning Balance (Unaudited)	659,803	659,803	659,803	
Audit Adjustment	-	(27,842)	(27,842)	
Operating Income	120,127	96,323	440,009	
Ending Fund Balance	779,930	728,284	1,071,970	

SUMMARY OF RESULTS

FY17-18 unaudited actuals ended with an operating income of **\$440,009**, a \$344k increase from the 2nd Interim board approved budget.

VARIANCE ANALYSIS

LCFF (+\$55k)

Total revenue ahead of budget due to P2 ADA being +6.5 higher than budget.

Federal Revenue (-\$66k)

Main change was decrease in National School Lunch Program revenues with offsetting reduction in books & supplies (food supplies).

Other State Revenue (+\$35k)

Received Mental Health funding from El Dorado SELPA, not originally budgeted.

Local Revenues (+\$5.7k)

Field trip revenues came in higher than budget, with offsetting expenses in Operating Expenses.

Donations/Fundraising (+\$11k)

Actual fundraising came in higher than budget.

Compensation and Benefits (-\$30k)

Overall salaries came in -\$10k over budget, with Health & Welfare expenses being -\$20k over budget.

Books and Supplies (+\$317k)

Student food expenses were under budget by \$63K. Other main savings due to noncapital equipment budgeted under Prop 39 Clean Energy grant, moved to next year.

Services and Other Operating Expenditures (+\$18k)

Substitutes, Special Education Contract Instructors, CMO Fees, After School Programs, and other miscellaneous categories were all over budget with a total impact of \$125K. These expenses were offset by Prior Year expenses, Prop 39 rents and other professional services for coming in under budget.

Depreciation (-\$3.3k)

Variance in depreciation actuals came in lower based on actual capital expenses and date placed in service.

MAGNOLIA SCIENCE ACADEMY - 4

	Adopted Budget	2nd Interim Approved Budget	FY18 Unaudited Actual	2nd Int. Budget vs. Actual
SUMMARY				
Revenue				
LCFF Entitlement	1,875,756	1,697,825	1,713,551	15,726
Federal Revenue	259,640	240,169	249,327	9,158
Other State Revenues	150,859	374,018	381,311	7,293
Local Revenues	22,035	26,946	28,835	1,890
Fundraising and Grants	3,000	5,517	9,352	3,835
Total Revenue	2,311,290	2,344,475	2,382,377	37,901
Expenses				
Compensation and Benefits	1,337,560	1,085,264	1,057,458	27,806
Books and Supplies	113,174	380,027	119,132	260,895
Services and Other Operating Expenditures	789,378	835,279	725,873	109,406
Depreciation	15,656	15,656	15,656	(0)
Other Outflows	-	-	966	(966)
Total Expenses	2,255,768	2,316,226	1,919,085	397,141
Operating Income	55,522	28,249	463,291	435,042
Fund Balance				
Beginning Balance (Unaudited)	917,537	917,537	917,537	
Audit Adjustment	-	112,622	112,622	
Operating Income	55,522	28,249	463,291	
Ending Fund Balance	973,059	1,058,408	1,493,450	

SUMMARY OF RESULTS

FY17-18 unaudited actuals ended with an operating income of **\$463,291**, a \$435k increase from the 2nd Interim board approved budget.

VARIANCE ANALYSIS

LCFF Entitlement (+\$15.7k)

P2 ADA came in +.7 ahead of budget.

Federal Revenue (+\$9.1k)

National School Lunch program revenues came in ahead of budget.

Other State Revenues (+\$7.2k)

Child Nutrition revenue and Lottery came in ahead of budget.

Local Revenues (+\$1.9k)

Option 3 Grant revenue was slightly higher than projected.

Fundraising and Grants (+\$3.8k)

Actual donations came in higher than budget.

Compensation and Benefits (+\$27.8k)

Overall salaries were slightly over budget, with offsetting savings in Health & Welfare costs.

Books and Supplies (+\$261k)

Savings of +\$207k due to noncapital equipment budgeted under Prop 39 Clean Energy grant, moved to next year. Instructional materials and furniture costs were also under budget.

Services and Other Operating Expenditures (+\$109k)

Special Education Contract Instructors was under budget by \$25K with Technology Services also under budget by \$26K. Other categories under budget and creating savings included Accounting Fees, Other Professional Services, Legal Fees, Professional Development, and Professional Development-Tuition.

MAGNOLIA SCIENCE ACADEMY - 5

	Adopted Budget	2nd Interim Approved Budget	FY18 Unaudited Actual	2nd Int. Budget vs. Actual
SUMMARY				
Revenue				
LCFF Entitlement	1,939,936	1,958,592	1,927,351	(31,241)
Federal Revenue	226,461	246,483	234,012	(12,471)
Other State Revenues	180,136	423,857	425,667	1,810
Local Revenues	28,536	148,604	107,881	(40,724)
Fundraising and Grants	1,000	2,017	1,599	(418)
Total Revenue	2,376,069	2,779,553	2,696,510	(83,043)
Expenses				
Compensation and Benefits	1,399,666	1,460,085	1,351,319	108,766
Books and Supplies	225,109	484,210	185,218	298,993
Services and Other Operating Expenditures	675,372	709,346	588,908	120,438
Depreciation	11,400	18,908	11,392	7,516
Other Outflows	-	-	(129)	129
Total Expenses	2,311,546	2,672,550	2,136,707	535,843
Operating Income	64,523	107,003	559,803	452,800
Fund Balance				
Beginning Balance (Unaudited)	1,212,490	1,212,490	1,212,490	
Audit Adjustment	-	163,067	163,067	
Operating Income	64,523	107,003	559,803	
Ending Fund Balance	1,277,013	1,482,560	1,935,360	

SUMMARY OF RESULTS

FY17-18 unaudited actuals ended with an operating income of **\$559,803**, a \$453k increase from the 2nd Interim board approved budget.

VARIANCE ANALYSIS

LCFF (-\$31k)

Funding reduced due to P2 ADA coming in -2.7 under budget.

Federal Revenue (-\$12.4k)

Charter School Facility Incentive Grant (CSFIG) had a decrease of revenue of \$13K.

Other State Revenue (+\$1.8k)

Lottery rate slightly higher than budget.

Local Revenues (-\$40k)

SpEd Revenue Option 3 – BEST Grant revenue was less than expected.

Fundraising and Grants (-\$418)

Fundraising and donations were budgeted based on FY16-17, however, the actuals FY17-18 were lower.

Compensation and Benefits (+\$108.7k)

Teachers were slightly over budget by \$3K, while Classified Other Salaries were over budget by \$15K. Certificated Admin Salaries were under budget by \$13K, while Classified Clerical Salaries were under budget by \$37K. The largest categorical change was Health and Wellness Benefits being under budget by \$53K.

Books and Supplies (+\$299k)

Savings of +\$199k due to noncapital equipment budgeted under Prop 39 Clean Energy grant, moved to next year. Instructional materials realized savings of \$56k and food service expenses were \$29k less than budget.

Services and Other Operating Expenditures (+\$120k)

Technology Services were under budget by \$39K with Consultants under budget by \$20K. Other categories that were under budget were Conference Fees, Equipment Leases, Accounting Fees, Other Professional Services, Legal Fees, and Professional Development. The one overbudget category was Substitutes by \$27K.

Depreciation (+\$7.5k)

Variance in depreciation actuals came in lower than budgeted based on actual capital expenses and date placed in service.

MAGNOLIA SCIENCE ACADEMY - 6

	Adopted Budget	2nd Interim Approved Budget	FY18 Unaudited Actual	2nd Int. Budget vs. Actual
SUMMARY				
Revenue				
LCFF Entitlement	1,574,417	1,490,511	1,449,785	(40,726)
Federal Revenue	170,405	175,551	167,651	(7,900)
Other State Revenues	220,619	288,267	325,170	36,903
Local Revenues	-	8,630	9,910	1,280
Fundraising and Grants	15,000	14,749	16,991	2,242
Total Revenue	1,980,442	1,977,707	1,969,508	(8,200)
Expenses				
Compensation and Benefits	1,173,022	1,182,176	1,044,615	137,562
Books and Supplies	127,250	196,445	85,824	110,621
Services and Other Operating Expenditures	509,765	514,556	463,542	51,014
Depreciation	28,726	28,726	28,726	(0)
Other Outflows	-	-	1,821	(1,821)
Total Expenses	1,838,764	1,921,903	1,624,527	297,376
Operating Income	141,678	55,804	344,980	289,176
Fund Balance				
Beginning Balance (Unaudited)	1,119,974	1,119,974	1,119,974	
Audit Adjustment	-	138,947	138,947	
Operating Income	141,678	55,804	344,980	
Ending Fund Balance	1,261,652	1,314,725	1,603,901	

SUMMARY OF RESULTS

FY17-18 unaudited actuals ended with an operating income of **\$344,980**, a \$289k increase from the 2nd Interim board approved budget.

VARIANCE ANALYSIS

LCFF (-\$40.7k)

Reduced revenue per P2 ADA coming in -4.3 below budget

Federal Revenue (-\$7.9k)

There was a decrease in National School Lunch Program (NSLP) revenue of \$11K, which is offset by lower expenses.

Other State Revenue (+\$36.9)

Increase in revenue due to additional SB740 with submission of additional invoices beyond rent.

Local Revenues (+\$1.2k)

Option 3 grants slightly higher than budget.

Fundraising and Grants (+\$2.2k)

Donations came in higher than budget.

Compensation and Benefits (+\$137.5k)

Overall salaries came in \$74k under budget, with additional savings in related benefits (+\$23k) and unspent Health & Welfare costs totaling \$40k.

Books and Supplies (+\$110k)

Student Food Services came in under budget by \$22K. Approved Textbooks were also under budget by \$21k. Savings of +\$61k due to noncapital equipment budgeted under Prop 39 Clean Energy grant, moved to next year.

Services and Other Operating Expenditures (+\$51k)

Professional Development was the single largest category that came in under budget by \$23K. Other categories under budget include Accounting Fees, Field Trip expenses, Legal Fees, and Technology Services for a total savings of \$28K.

MAGNOLIA SCIENCE ACADEMY - 7

	Adopted Budget	2nd Interim Approved Budget	FY18 Unaudited Actual	2nd Int. Budget vs. Actual
SUMMARY				
Revenue				
LCFF Entitlement	2,658,045	2,574,310	2,565,977	(8,333)
Federal Revenue	235,853	251,998	261,610	9,612
Other State Revenues	564,241	802,711	877,179	74,469
Local Revenues	53,168	53,111	55,539	2,428
Fundraising and Grants	11,000	12,898	18,666	5,769
Total Revenue	3,522,307	3,695,027	3,778,971	83,944
Expenses				
Compensation and Benefits	1,682,985	1,672,036	1,622,366	49,670
Books and Supplies	188,317	419,268	190,976	228,291
Services and Other Operating Expenditures	1,551,087	1,469,252	1,461,951	7,301
Depreciation	45,159	44,909	18,515	26,394
Other Outflows	-	-	(703)	703
Total Expenses	3,467,548	3,605,465	3,293,106	312,359
Operating Income	54,759	89,561	485,865	396,304
Fund Balance				
Beginning Balance (Unaudited)	901,012	901,012	901,012	
Audit Adjustment	-	111,318	111,318	
Operating Income	54,759	89,561	485,865	
Ending Fund Balance	955,771	1,101,891	1,498,195	

SUMMARY OF RESULTS

FY17-18 unaudited actuals ended with an operating income of **\$485,865**, a \$312k increase from the 2nd Interim board approved budget.

VARIANCE ANALYSIS

LCFF (-\$8.3k)

Decreased revenue due to -.7 ADA reduction from budget.

Federal Revenue (+\$9.6k)

Other Federal Revenues (e-rate) came in ahead of budget.

Other State Revenues (+\$74k)

Increase in revenue due to additional SB740 with submission of additional invoices beyond rent.

Local Revenues (+\$2.4k)

Additional Option 3 revenue not budgeted.

Fundraising and Grants (+\$5.7k)

Actual fundraising came in higher than budget.

Compensation and Benefits (+\$49.6)

Teacher salaries came in under budget by \$21K, with additional savings in related benefits (+\$10k) and unspent Health & Welfare costs totaling \$15k.

Books and Supplies (+\$228k)

Student Food Services came in under budget by \$17K. Savings of +\$212k due to noncapital equipment budgeted under Prop 39 Clean Energy grant, moved to next year.

Service and Other Operating Expenditures (+\$7.3k)

Dues & Memberships, Utilities, Accounting Fees, Banking Fees, Field Trip expenses, Marketing Services, Communications and Technology Services came in under budget, while contracted substitutes, CMO fees and building repairs were largest line items that exceeded budget. Overall savings of +\$7k.

Depreciation (+\$26k)

Variance in depreciation actuals came in lower than budgeted based on actual capital expenses and date placed in service.

MAGNOLIA SCIENCE ACADEMY - 8

	Adopted Budget	2nd Interim Approved Budget	FY18 Unaudited Actual	2nd Int. Budget vs. Actual
SUMMARY				
Revenue				
LCFF Entitlement	4,656,757	4,525,841	4,538,699	12,858
Federal Revenue	304,497	336,842	342,604	5,762
Other State Revenues	528,197	840,876	851,386	10,511
Local Revenues	34,273	42,972	51,358	8,386
Fundraising and Grants	20,000	22,236	23,598	1,362
Total Revenue	5,543,724	5,768,767	5,807,645	38,878
Expenses				
Compensation and Benefits	2,782,961	2,754,796	2,608,479	146,318
Books and Supplies	426,715	643,235	304,440	338,795
Services and Other Operating Expenditures	2,090,297	2,206,121	2,120,328	85,793
Depreciation	96,064	96,064	57,572	38,492
Other Outflows	-	-	(492)	492
Total Expenses	5,396,037	5,700,216	5,090,327	609,889
Operating Income	147,687	68,551	717,318	648,767
Fund Balance				
Beginning Balance (Unaudited)	3,045,002	3,045,002	3,045,002	
Audit Adjustment	-	321,397	321,397	
Operating Income	147,687	68,551	717,318	
Ending Fund Balance	3,192,689	3,434,950	4,083,717	

SUMMARY OF RESULTS

FY17-18 unaudited actuals ended with an operating income of **\$717,318**, a \$649k increase from the 2nd Interim board approved budget.

VARIANCE ANALYSIS

LCFF (+12.8k)

Actual ADA came in 1.3 ahead of budget.

Federal Revenue (+\$5.7k)

There was a slight increase of Title I funding over budgeted amounts.

Other State Revenues (+\$10.5k)

Final Lottery rates were higher than budget, and SpEd came in slightly ahead of budget.

Local Revenues (+\$8.3k)

Option 3 grant revenue came in higher than budgeted.

Fundraising and Grants (+\$1.3k)

Actual fundraising came in higher than budget.

Compensation and Benefits (+\$146k)

Teacher & admin salaries came in under budget by \$165K due to not hiring open positions. Classified salaries went over budget by -\$41k. Due to overall the lower salaries, payroll taxes & benefits were under budget by \$22K.

Books and Supplies (+\$339k)

Savings of +\$237k due to noncapital equipment budgeted under Prop 39 Clean Energy grant, moved to next year. The other large categorical savings were from Student Food Services being under budget by \$63K. Approved textbooks were also underbudget by \$23K. Other areas of savings include Instructional Materials, PE Supplies, Teacher Supplies.

Services and Other Operating Expenditures (+\$86k)

Largest savings were due to Technology Services coming in under budget by \$81K, and Travel and PD under budget by \$56k. This was offset by CMO fees, contracted substitutes and Prop 39 rent costs being over budget.

Depreciation (+\$38k)

Variance in depreciation actuals came in lower than budgeted based on actual capital expenses and date placed in service.

MAGNOLIA SCIENCE ACADEMY – SANTA ANA

	Adopted Budget	2nd Interim Approved Budget	FY18 Unaudited Actual	2nd Int. Budget vs. Actual
SUMMARY				
Revenue				
LCFF Entitlement	7,467,687	6,793,513	6,682,934	(110,579)
Federal Revenue	658,206	662,529	678,693	16,164
Other State Revenues	585,070	638,830	726,805	87,975
Local Revenues	64,612	56,723	58,161	1,438
Fundraising and Grants	32,446	48,358	54,661	6,303
Total Revenue	8,808,020	8,199,952	8,201,254	1,302
Expenses				
Compensation and Benefits	4,576,489	4,493,395	4,789,691	(296,296)
Books and Supplies	733,114	677,539	608,163	69,376
Services and Other Operating Expenditures	2,490,994	2,324,944	2,201,948	122,995
Depreciation	505,350	505,350	527,830	(22,480)
Other Outflows	173,107	173,107	448,337	(275,229)
Total Expenses	8,479,055	8,174,335	8,575,970	(401,634)
Operating Income	328,966	25,617	(374,716)	(400,332)
Fund Balance				
Beginning Balance (Unaudited)	7,875,025	7,875,025	7,875,025	
Audit Adjustment	-	1,987	1,987	
Operating Income	328,966	25,617	(374,716)	
Ending Fund Balance	8,203,991	7,902,629	7,502,296	

SUMMARY OF RESULTS

FY17-18 unaudited actuals ended with an operating loss of **(-\$374,716)**, a \$400k decrease from the 2nd Interim board approved budget.

VARIANCE ANALYSIS

LCFF (-\$110.5k)

Reduction due to P2 ADA coming in -11.7 below budget.

Federal Revenue (+\$16k)

National School Lunch Program (NSLP) revenue actuals were \$10K more than the budget. Title funding also came in slightly higher than budget.

Other State Revenue (+\$88k)

Received Mental Health funding from El Dorado SELPA, not originally budgeted, and PY State and Lottery adjustments not budgeted.

Local Revenues (+\$1.4k)

Food sales came in higher than budget.

Fundraising and Grants (+\$6.3k)

Fundraising came in higher than budget.

Compensation and Benefits (-\$-296k)

Teachers and Certificated Salaries were overbudget by \$99K. Large surge in Classified support staff toward the end of the year resulted in \$179k over budget in this category. Related benefits were also over budget by \$18k.

Books and Supplies (+\$69k)

Savings resulted from Classroom Furniture under budget by \$26K. Additional categories that were under budget included Books, Custodial Supplies, Educational Software, and Student Foods services.

Services and Other Operating Expenditures (+\$123k)

Legal Fees & contracted substitutes were the largest categories over budget with a variance of \$160k. Special Ed Contractors, Licenses and Fees and CMO fees were also over budget. This was offset by savings from shift of rent to loan interest for proper reporting (included in Other Outflows – see below).

Depreciation (-\$22k)

Variance in depreciation actuals came in higher than budgeted based on actual capital expenses and date placed in service.

Other Outflows (-\$275k)

Intercept payments were moved from rent expense to long-term interest per loan agreement.

MAGNOLIA SCIENCE ACADEMY – SAN DIEGO

	Adopted Budget	2nd Interim Approved Budget	FY18 Unaudited Actual	2nd Int. Budget vs. Actual
SUMMARY				
Revenue				
LCFF Entitlement	3,298,113	2,960,085	2,947,210	(12,874)
Federal Revenue	125,122	131,511	127,665	(3,846)
Other State Revenues	393,481	635,855	686,139	50,284
Local Revenues	78,739	75,435	46,952	(28,482)
Fundraising and Grants	31,153	33,051	42,344	9,294
Total Revenue	3,926,609	3,835,935	3,850,311	14,376
Expenses				
Compensation and Benefits	2,210,402	2,199,260	2,223,864	(24,605)
Books and Supplies	144,548	330,564	101,248	229,316
Services and Other Operating Expenditures	1,352,286	1,437,066	1,578,002	(140,936)
Depreciation	30,295	30,295	30,567	(272)
Other Outflows	-	-	4	(4)
Total Expenses	3,737,532	3,997,185	3,933,685	63,500
Operating Income	189,077	(161,249)	(83,374)	77,876
Fund Balance				
Beginning Balance (Unaudited)	1,189,492	1,189,492	1,189,492	
Audit Adjustment	-	59,194	59,194	
Operating Income	189,077	(161,249)	(83,374)	
Ending Fund Balance	1,378,569	1,087,437	1,165,312	

SUMMARY OF RESULTS

FY17-18 unaudited actuals ended with an operating net loss of **(\$83,374)**, a \$78k decrease from the 2nd Interim board approved budget.

VARIANCE ANALYSIS

LCFF Entitlement (-\$12.8k)

Revenue decreased due to P2 ADA coming in -1.3 below budget.

Federal Revenue (-\$3.8k)

National School Lunch Program (NSLP) revenue actuals were \$6K less than the budget, which offsets with some lower expenses. Federal SpEd revenue slightly higher than budget.

Other State Revenue (+\$50k)

Received Mental Health funding from El Dorado SELPA, not originally budgeted, and slight increase in ASES grant funding, offset by matching expense.

Local Revenues (-\$28k)

Field trip revenue came in \$22K less than budgeted. Leases and Rentals revenue was also not realized as budgeted in the amount of \$7K.

Fundraising & Grants (+\$9.3k)

Fundraising and donations came in higher than budget.

Compensation and Benefits (-\$24.6k)

Classified clerical salaries came in higher than budget, with related benefits.

Books and Supplies (+\$229k)

Savings of +\$205k due to noncapital equipment budgeted under Prop 39 Clean Energy grant, moved to next year. The other large categorical savings were from books, instructional materials, and student food services being under budget.

Services and Other Operating Expenditures (-\$140.9k)

The largest category is Rent being over budget by \$172K due to R&M set aside payments as required by the bond agreement not originally budgeted. Other budget categories overspent are Special Education Contract Instructors and legal fees, with offsets in utilities, field trips and PD being underspent.

MERF

	Adopted Budget	2nd Interim Approved Budget	FY18 Unaudited Actual	2nd Int. Budget vs. Actual
SUMMARY				
Revenue				
LCFF Entitlement	-	-	-	-
Federal Revenue	-	8,082	51,600	43,518
Other State Revenues	-	-	-	-
Local Revenues	6,392,850	6,446,755	6,644,427	197,672
Fundraising and Grants	-	134,875	107,243	(27,632)
Total Revenue	6,392,850	6,589,712	6,803,270	213,558
Expenses				
Compensation and Benefits	3,055,489	2,983,114	2,972,148	10,966
Books and Supplies	70,421	66,261	24,834	41,427
Services and Other Operating Expenditures	2,726,775	3,046,200	2,244,617	801,583
Depreciation	933	933	933	0
Other Outflows	-	-	-	-
Total Expenses	5,853,618	6,096,508	5,242,532	853,976
Operating Income	539,232	493,204	1,560,738	1,067,534
Fund Balance				
Beginning Balance (Unaudited)	258,542	258,542	258,542	
Audit Adjustment	-	(1,025,320)	(1,025,320)	
Operating Income	539,232	493,204	1,560,738	
Ending Fund Balance	797,774	(273,575)	793,959	

Summary of Results

FY17-18 unaudited actuals ended with an operating income of **\$1,560,738**, a \$1.07M increase from the 2nd Interim board approved budget.

Variance Analysis

Federal Revenue (+\$43.5k)

E-Rate deposited to MERF not budgeted.

Local Revenues (+\$197k)

Correction of Prior Year CMO fees from MSA-1 and MSA-2 in the amount of \$145K. Also realized tax refunds from prior years not budgeted.

Fundraising and Grants (-\$27k)

Fundraising and donations were budgeted based on FY16-17; the actuals FY17-18 were lower.

Compensation and Benefits (+\$11k)

Both Certificated Admin Salaries and Classified Clerical Salaries were both overbudget in the amount of \$38K. Benefits were \$50K under budget due, with the largest budget category being Other Employee Benefits – 401K contributions being overestimated.

Books and Supplies (+\$41k)

The main budget category under budget is Other Food by \$20K. Other savings came from being underspent in Educational Software by \$10K and Office Supplies by \$6K.

Services and Other Operating Expenditures (+\$802k)

Large savings in this category, with biggest areas of underspending in Legal Fees (+\$175k), Travel and PD including tuition reimbursements (+\$280k), Technology (+\$94k), Other professional services (+\$74k), Marketing (+\$36k), prior year expense adjustments (+\$138k), and SpEd contractors (+\$46k).

Exhibits





MSA-1 Monthly Cash Balance

Final ending cash balance at 6/30/18 is \$2.0M



MSA-2 Monthly Cash Balance

Final ending cash balance at 6/30/18 is \$1.1M



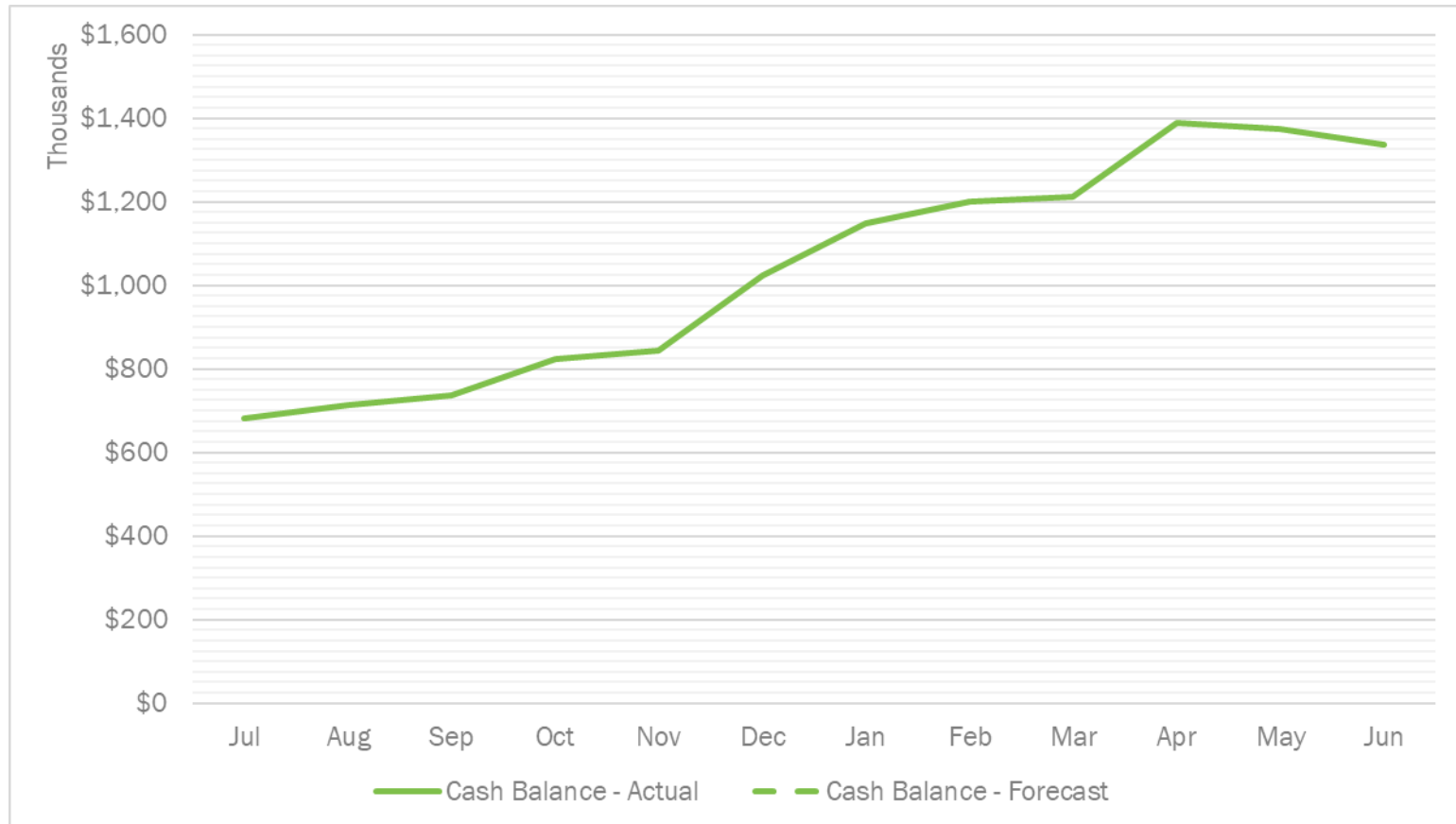
MSA-3 Monthly Cash Balance

Final ending cash balance at 6/30/18 is \$740K



MSA-4 Monthly Cash Balance

Final ending cash balance at 6/30/18 is \$1.3M





MSA-5 Monthly Cash Balance

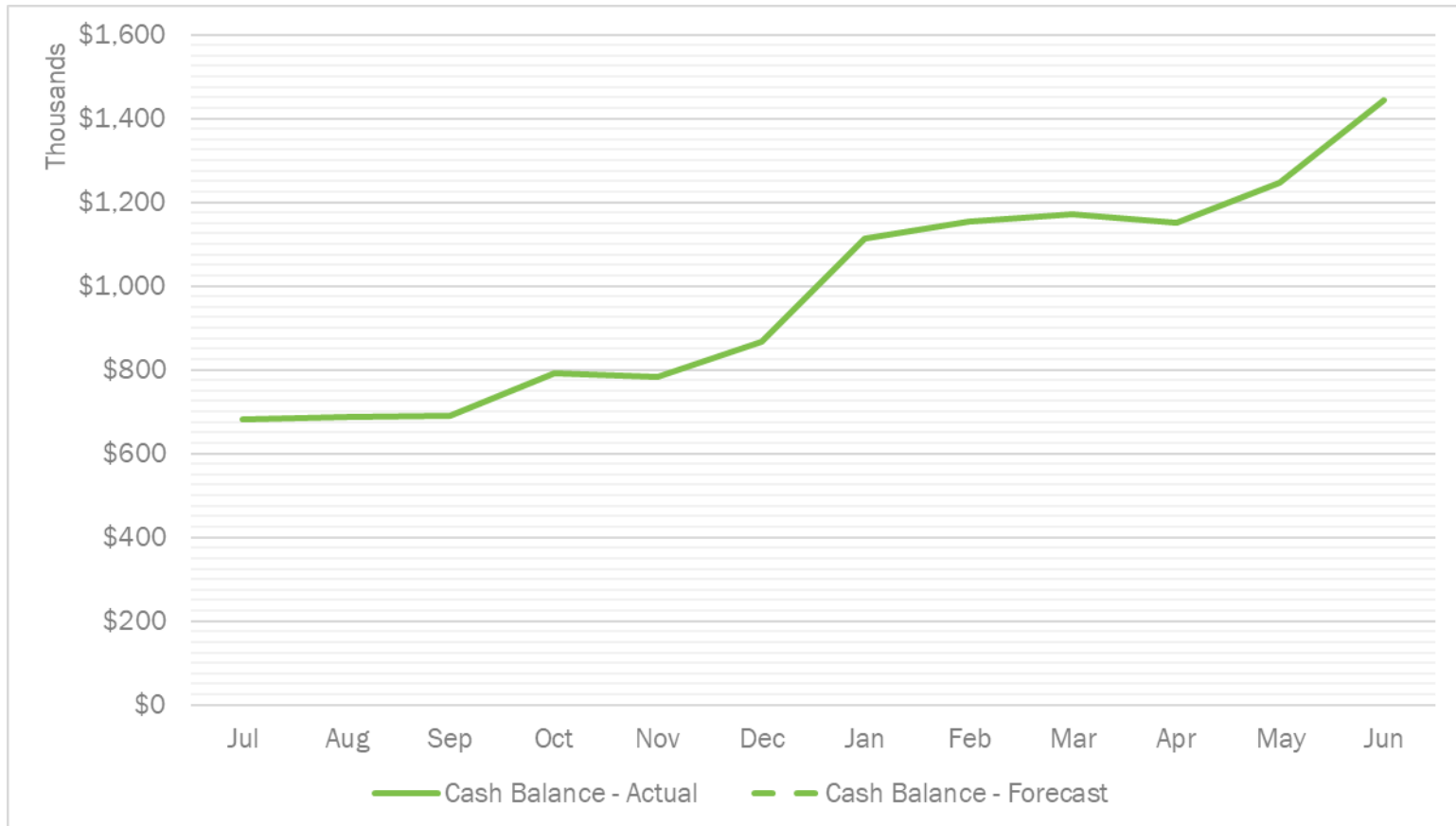
Final ending cash balance at 6/30/18 is \$1.7M





MSA-6 Monthly Cash Balance

Final ending cash balance at 6/30/18 is \$1.4M



MSA-7 Monthly Cash Balance

Final ending cash balance at 6/30/18 is \$1.27M



MSA-8 Monthly Cash Balance

Final ending cash balance at 6/30/18 is \$1.9M



MSA-SA Monthly Cash Balance

Final ending cash balance at 6/30/18 is \$709k



MSA-SD Monthly Cash Balance

Final ending cash balance at 6/30/18 is \$764K



MERF Monthly Cash Balance

Final ending cash balance at 6/30/18 is \$475K



June 2018 Balance Sheet - Unaudited



	MSA-1	MSA-2	MSA-3	MSA-4	MSA-5	MSA-6	MSA-7	MSA-8	MSA-SA	MSA-SD	MERF	Total
	Jun FY2018	Jun FY2018	Jun FY2018	Jun FY2018	Jun FY2018	Jun FY2018	Jun FY2018	Jun FY2018	Jun FY2018	Jun FY2018	Jun FY2018	Jun FY2018
ASSETS												
Cash Balance	2,044,087	1,094,844	740,137	1,336,770	1,731,955	1,442,531	1,269,979	1,907,434	708,858	764,391	475,054	13,516,042
Accounts Receivable	1,349,175	521,854	440,748	156,658	157,623	162,483	318,241	385,403	1,017,487	271,945	-	4,781,617
Other Current Assets	-	-	-	-	-	-	7,227	-	19,890	-	16,000	43,117
Prepays	1,684	87,263	1,743	377	11,698	14,884	22,337	79,980	866	22,883	75,615	319,330
Fixed Assets, Net	824,687	115,539	86,029	46,458	81,942	27,990	168,098	133,139	21,531,427	294,890	16,790	23,326,989
Investments	161,923	-	-	-	-	-	-	-	75,554	198,191	-	435,668
Due From Others	716,478	(12,913)	3,699	869	54,450	2,442	(10,579)	1,722,482	(2,139,542)	(110,002)	614,221	841,606
TOTAL ASSETS	5,098,034	1,806,588	1,272,355	1,541,133	2,037,668	1,650,331	1,775,303	4,228,439	21,214,539	1,442,298	1,197,680	43,264,368
LIABILITIES & EQUITY												
Accounts Payable	64,974	411,901	107,946	10,888	43,596	9,029	176,655	23,328	166,027	79,554	113,683	1,207,582
Due to Others	126,625	-	28,085	1,397	-	-	9,312	18,625	654,438	-	108,321	946,803
Deferred Revenue	-	-	-	-	-	-	-	-	-	-	-	-
Current Loans and Other Payables	94,590	139,122	64,351	35,401	58,714	37,404	91,140	102,769	138,917	45,626	181,715	989,750
Long-Term Loans and Other Liabilities	-	-	-	-	-	-	-	-	12,752,862	151,806	-	12,904,668
Beginning Net Assets	3,386,277	897,083	631,964	1,030,156	1,375,555	1,258,917	1,012,330	3,366,399	7,877,012	1,248,686	(766,777)	21,317,601
Net Income (Loss) to Date	1,425,567	358,482	440,009	463,291	559,803	344,980	485,865	717,318	(374,716)	(83,374)	1,560,738	5,897,964
TOTAL LIABILITIES & EQUITY	5,098,034	1,806,588	1,272,355	1,541,133	2,037,668	1,650,331	1,775,303	4,228,439	21,214,539	1,442,298	1,197,680	43,264,368

Intercompany Balances

Total cumulative intercompany payable/receivable was \$4.7M at 06/30/18

	Due To/From All Sites (excluding CMO Fees)*											Total Due To
	Due To											
	MSA-1	MSA-2	MSA-3	MSA-4	MSA-5	MSA-6	MSA-7	MSA-8	MSA-SA	MSA-SD	MERF	
MSA-1		1,310	6,532	-	-	2,500	-	-	-	-	139,200	149,542
MSA-2	5,612		-	531	62,618	-	-	-	2,420	-	3,909	75,090
MSA-3	-	-		-	-	-	-	318	2,411	-	176	2,905
MSA-4	-	-	-		-	-	-	-	-	-	66	66
MSA-5	-	0	-	-		-	-	-	5,233	-	2,935	8,168
MSA-6	-	-	-	-	-		-	-	-	-	58	58
MSA-7	-	-	-	300	-	-		-	-	-	10,279	10,579
MSA-8	-	-	-	-	-	-	-		-	-	434	434
MSA-SA	75,554	-	-	-	-	-	-	-		-	2,106,333	2,181,887
MSA-SD	198,880	2,420	72	-	-	-	-	-	14,121	-	145	215,638
MERF	308,355	58,446	-	104	-	-	-	1,722,598	10,244	-	-	2,099,748
Total Due From	588,400	62,177	6,604	936	62,618	2,500	-	1,722,916	34,430	-	2,263,534	4,744,115
Total Due To	(149,542)	(75,090)	(2,905)	(66)	(8,168)	(58)	(10,579)	(434)	(2,181,887)	(215,638)	(2,099,748)	
Net Balance	438,858	(12,913)	3,699	869	54,450	2,442	(10,579)	1,722,482	(2,147,457)	(215,638)	163,786	

Intercompany Balances

Total FY17-18 intercompany payable/receivable was \$838K at 06/30/18

		Due To/From All Sites (excluding CMO Fees)*											
		Due To										Total Due To	
		MSA-1	MSA-2	MSA-3	MSA-4	MSA-5	MSA-6	MSA-7	MSA-8	MSA-SA	MSA-SD	MERF	Total Due To
Due From	MSA-1		1,310	-	-	-	2,500	-	-	-	-	80,454	84,264
	MSA-2	5,612		531	-	62,618	-	-	-	2,420	-	604	71,785
	MSA-3	-	-		-	-	-	-	318	2,411	-	158	2,887
	MSA-4	348	-	-		-	-	-	-	-	-	66	414
	MSA-5	-	0	-	-		-	-	-	5,233	-	2,935	8,168
	MSA-6	-	-	-	-	-		-	-	-	-	58	58
	MSA-7	-	-	300	-	-	-		-	-	-	10,279	10,579
	MSA-8	-	-	-	-	-	-	-		-	-	434	434
	MSA-SA	75,554	-	-	-	-	-	-	-		-	214,938	290,492
	MSA-SC	-	-	-	-	-	-	-	-	-	-	-	-
	MSA-SD	198,880	2,420	-	72	-	-	-	-	14,121		145	215,638
	MERF	148,355	-	104	-	-	-	-	2,050	2,424	-	-	152,933
	Total Due From	428,748	3,731	936	72	62,618	2,500	-	2,368	26,610	-	310,070	837,653
Total Due To	(84,264)	(71,785)	(2,887)	(414)	(8,168)	(58)	(10,579)	(434)	(290,492)	(215,638)	(152,933)		
Net Balance	344,484	(68,054)	(1,951)	(343)	54,450	2,442	(10,579)	1,934	(263,882)	(215,638)	157,137		

MPS
Income Statement
As of Jun FY2018 - Unaudited

	Adopted Budget	2nd Interim Approved Budget	FY18 Unaudited Actual	2nd Int. Budget vs. Actual
SUMMARY				
Revenue				
LCFF Entitlement	38,117,866	36,450,839	36,259,514	(191,325)
Federal Revenue	4,008,196	4,259,324	4,120,228	(139,096)
Other State Revenues	4,320,287	6,699,536	7,108,067	408,532
Local Revenues	6,843,121	7,019,546	7,151,817	132,271
Fundraising and Grants	218,766	370,083	389,320	19,236
Total Revenue	53,508,235	54,799,329	55,028,946	229,617
Expenses				
Compensation and Benefits	27,669,640	27,446,330	27,123,055	323,274
Books and Supplies	3,378,007	5,211,532	2,705,113	2,506,419
Services and Other Operating Expenditures	19,443,993	19,393,627	18,084,697	1,308,930
Depreciation	957,438	964,695	767,960	196,735
Other Outflows	173,107	173,107	450,157	(277,049)
Total Expenses	51,622,185	53,189,291	49,130,982	4,058,310
Operating Income	1,886,051	1,610,038	5,897,964	4,287,927
Fund Balance				
Beginning Balance (Unaudited)	21,757,882	21,757,882	21,757,882	
Audit Adjustment	-	(440,274)	(440,274)	
Operating Income	1,886,051	1,610,038	5,897,964	
Ending Fund Balance	23,643,933	22,927,646	27,215,572	
Fund Balance as a % of Expenses	46%	43%	55%	

MPS
Income Statement
As of Jun FY2018 - Unaudited

	Adopted Budget	2nd Interim Approved Budget	FY18 Unaudited Actual	2nd Int. Budget vs. Actual
KEY ASSUMPTIONS				
Total Enrolled	4,114	3,938		
Total ADA	3,963.4	3,778.3	3,760.4	(17.9)

MPS
Income Statement
As of Jun FY2018 - Unaudited

	Adopted Budget	2nd Interim Approved Budget	FY18 Unaudited Actual	2nd Int. Budget vs. Actual
REVENUE				
LCFF Entitlement				
8011 Charter Schools LCFF - State Aid	24,258,647	23,293,607	21,630,189	(1,663,418)
8012 Education Protection Account Entitlement	3,829,460	3,684,955	4,027,623	342,668
8019 State Aid - Prior Years	-	-	(2,333)	(2,333)
8096 Charter Schools in Lieu of Property Taxes	10,029,759	9,472,277	10,604,035	1,131,758
SUBTOTAL - LCFF Entitlement	38,117,866	36,450,839	36,259,514	(191,325)
Federal Revenue				
8181 Special Education - Entitlement	573,412	563,547	573,062	9,515
8220 Child Nutrition Programs	1,140,809	1,140,808	1,080,628	(60,180)
8291 Title I	1,199,068	1,392,073	1,427,205	35,132
8292 Title II	182,911	162,989	165,992	3,003
8293 Title III	50,886	64,262	65,612	1,350
8296 Other Federal Revenue	861,111	919,179	805,168	(114,011)
8297 PY Federal - Not Accrued	-	3,786	2,561	(1,225)
8299 All Other Federal Revenue	-	12,680	-	(12,680)
SUBTOTAL - Federal Revenue	4,008,196	4,259,324	4,120,228	(139,096)
Other State Revenue				
8319 Other State Apportionments - Prior Years	-	69,523	91,373	21,850
8381 Special Education - Entitlement (State)	2,113,758	2,016,057	2,013,938	(2,119)
8382 Special Education Reimbursements (State) - MH	-	-	180,332	180,332
8520 Child Nutrition - State	97,696	97,696	90,017	(7,679)
8545 School Facilities Apportionments	662,833	700,247	857,959	157,713
8550 Mandated Cost Reimbursements	76,168	629,455	629,456	1
8560 State Lottery Revenue	760,764	732,985	785,000	52,016
8593 Prop 39 Clean Energy	-	1,794,362	1,794,362	-
8596 ASES	609,068	659,212	665,630	6,418
SUBTOTAL - Other State Revenue	4,320,287	6,699,536	7,108,067	408,532
Local Revenue				
8634 Food Service Sales	34,703	40,628	44,826	4,198
8650 Leases and Rentals	7,000	7,000	-	(7,000)

MPS**Income Statement****As of Jun FY2018 - Unaudited**

	Adopted Budget	2nd Interim Approved Budget	FY18 Unaudited Actual	2nd Int. Budget vs. Actual
8660 Interest	2,891	9,146	10,477	1,330
8682 Summer Program	268,857	242,104	242,104	-
8690 Other Local Revenue	93,820	108,153	86,509	(21,644)
8693 Field Trips	43,000	48,200	37,440	(10,760)
8699 All Other Local Revenue	-	6,024	195,276	189,252
8701 CMO Fee - MSA-1	1,047,567	1,077,245	1,095,870	18,625
8702 CMO Fee - MSA-2	1,047,567	1,077,245	993,132	(84,113)
8703 CMO Fee - MSA-3	949,358	976,253	993,132	16,879
8704 CMO Fee - MSA-4	78,568	80,793	82,190	1,397
8705 CMO Fee - MSA-5	78,568	80,793	82,190	1,397
8706 CMO Fee - MSA-6	78,568	80,793	82,190	1,397
8707 CMO Fee - MSA-7	654,729	538,623	547,935	9,312
8708 CMO Fee - MSA-8	1,047,567	1,077,245	1,095,870	18,625
8709 CMO Fee - MSA-SA	1,047,567	1,077,245	1,095,870	18,625
8712 CMO Fee - MSA-SD	362,792	326,613	324,470	(2,143)
8714 SpEd Option 3	-	119,000	69,366	(49,634)
8715 Option 3	-	46,442	69,788	23,347
8720 Revenue Program 20	-	-	2,705	2,705
8910 Contributions from Unrestricted Resource (0000-0)	-	0	-	(0)
8999 Uncategorized Revenue	-	-	476	476
SUBTOTAL - Local Revenue	6,843,121	7,019,546	7,151,817	132,271
Fundraising and Grants				
8801 Donations - Parents	2,507	-	-	-
8802 Donations - Private	75,179	208,375	139,166	(69,209)
8803 Fundraising	141,080	161,709	250,154	88,445
SUBTOTAL - Fundraising and Grants	218,766	370,083	389,320	19,236
TOTAL REVENUE	53,508,235	54,799,329	55,028,946	229,617

MPS
Income Statement
As of Jun FY2018 - Unaudited

	Adopted Budget	2nd Interim Approved Budget	FY18 Unaudited Actual	2nd Int. Budget vs. Actual
EXPENSES				
Compensation & Benefits				
Certificated Salaries				
1100 Teachers Salaries	12,051,883	12,037,387	11,746,741	290,646
1300 Certificated Supervisor & Administrator Salaries	4,080,721	3,744,019	3,684,335	59,684
SUBTOTAL - Certificated Salaries	16,132,604	15,781,406	15,431,076	350,330
Classified Salaries				
2400 Classified Clerical & Office Salaries	3,036,624	2,871,492	2,888,525	(17,032)
2900 Classified Other Salaries	1,685,474	1,988,421	2,321,548	(333,127)
SUBTOTAL - Classified Salaries	4,722,099	4,859,913	5,210,073	(350,159)
Employee Benefits				
3100 STRS	2,240,359	2,193,637	2,181,672	11,965
3200 PERS	494,798	490,694	468,265	22,429
3300 OASDI-Medicare-Alternative	621,733	626,935	609,842	17,093
3400 Health & Welfare Benefits	3,033,544	3,057,314	2,888,119	169,194
3500 Unemployment Insurance	76,057	48,312	39,015	9,297
3600 Workers Comp Insurance	234,824	232,421	226,940	5,481
3700 Retiree Benefits	-	-	(5,086)	5,086
3900 Other Employee Benefits	113,621	155,697	73,140	82,557
SUBTOTAL - Employee Benefits	6,814,937	6,805,010	6,481,907	323,103
Books & Supplies				
4100 Approved Textbooks & Core Curricula Materials	214,820	243,086	196,277	46,808
4200 Books & Other Reference Materials	47,030	32,030	20,291	11,739
4315 Custodial Supplies	65,480	55,480	38,444	17,036
4320 Educational Software	265,718	374,819	324,333	50,486
4325 Instructional Materials & Supplies	275,713	330,003	215,430	114,573
4326 Art & Music Supplies	39,766	30,791	25,635	5,156
4330 Office Supplies	70,549	114,338	121,094	(6,756)
4335 PE Supplies	67,060	24,478	16,211	8,267
4340 Professional Development Supplies	250	250	53	197

MPS**Income Statement****As of Jun FY2018 - Unaudited**

	Adopted Budget	2nd Interim Approved Budget	FY18 Unaudited Actual	2nd Int. Budget vs. Actual
4345 Non Instructional Student Materials & Supplies	73,755	66,009	46,780	19,229
4346 Teacher Supplies	24,460	25,029	11,097	13,932
4350 Uniforms	5,515	4,665	6,465	(1,800)
4351 Yearbook	2,260	3,760	7,747	(3,987)
4361 PY Supplies Expenses (not accrued)	-	8,770	7,857	913
4400 Noncapitalized Equipment	109,756	1,893,492	67,842	1,825,650
4410 Classroom Furniture, Equipment & Supplies	109,128	116,301	75,746	40,555
4420 Computers (individual items less than \$5k)	67,000	67,194	48,043	19,151
4430 Non Classroom Related Furniture, Equipment & Supplies	55,869	56,459	32,728	23,731
4700 Food	1,787,438	1,000	173	827
4710 Student Food Services	-	1,671,958	1,383,486	288,472
4720 Other Food	96,440	91,621	59,381	32,240
SUBTOTAL - Books and Supplies	3,378,007	5,211,532	2,705,113	2,506,419
Services & Other Operating Expenses				
5101 CMO Fees	6,392,850	-	-	-
5200 Travel & Conferences	9,120	9,746	6,308	3,438
5210 Conference Fees	101,435	98,730	9,057	89,673
5215 Travel - Mileage, Parking, Tolls	104,650	102,621	65,801	36,819
5220 Travel and Lodging	117,341	120,686	22,995	97,691
5300 Dues & Memberships	78,077	80,767	59,977	20,790
5450 Insurance - Other	207,148	229,563	211,635	17,928
5500 Operations & Housekeeping	213,191	209,135	137,429	71,707
5510 Utilities - Gas and Electric	249,548	249,548	196,610	52,938
5605 Equipment Leases	203,818	221,202	203,475	17,727
5610 Rent	2,595,983	2,173,414	2,165,954	7,460
5611 Prop 39 Related Costs	1,001,614	926,682	977,287	(50,605)
5615 Repairs and Maintenance - Building	180,094	181,371	130,165	51,206
5617 Repairs and Maintenance - Other Equipment	15,970	27,470	9,715	17,755
5803 Accounting Fees	124,409	140,052	137,935	2,118
5809 Banking Fees	34,765	29,942	2,788	27,153
5812 Business Services	700,000	700,000	697,041	2,959
5813 School Programs - After School Program	617,781	668,238	690,742	(22,504)
5814 School Programs - Academic Competitions	31,496	39,791	40,162	(371)
5819 School Programs - Other	65,518	75,998	148,119	(72,121)

MPS**Income Statement****As of Jun FY2018 - Unaudited**

	Adopted Budget	2nd Interim Approved Budget	FY18 Unaudited Actual	2nd Int. Budget vs. Actual
5820 Consultants - Non Instructional	143,047	118,047	72,032	46,015
5822 Other Professional Services	1,188,857	1,304,028	1,072,878	231,149
5824 District Oversight Fees	379,832	364,508	362,594	1,914
5830 Field Trips Expenses	185,900	189,200	193,987	(4,787)
5833 Fines and Penalties	1,518	6,830	25,540	(18,710)
5843 Interest - Loans Less than 1 Year	-	45,500	45,522	(22)
5845 Legal Fees	574,000	731,000	588,941	142,059
5848 Licenses and Other Fees	-	10,740	34,971	(24,231)
5851 Marketing and Student Recruiting	182,710	171,091	119,330	51,761
5857 Payroll Fees	196,902	195,595	158,118	37,477
5858 CMO Fees Expense	-	6,392,850	6,392,850	(0)
5861 Prior Yr Exp (not accrued)	-	120,962	(106,456)	227,418
5863 Professional Development	366,414	363,396	128,384	235,012
5864 Professional Development - Tuition Reimbursement	454,750	408,650	278,157	130,493
5869 Special Education Contract Instructors	993,023	933,857	914,918	18,939
5872 Special Education Encroachment	295,407	262,424	264,792	(2,369)
5875 Staff Recruiting	17,300	17,300	13,283	4,017
5884 Substitutes	422,960	468,270	883,980	(415,710)
5887 Technology Services	800,118	814,177	493,436	320,740
5893 Transportation - Student	69,010	62,000	68,773	(6,773)
5898 Bad Debt Expense	2,559	2,559	21,655	(19,096)
5899 Miscellaneous Operating Expenses	0	(20,737)	24	(20,761)
5900 Communications	45,340	66,889	102,411	(35,522)
5915 Postage and Delivery	79,536	79,536	41,378	38,159
SUBTOTAL - Services & Other Operating Exp.	19,443,993	19,393,627	18,084,697	1,308,930
Capital Outlay & Depreciation				
6200 Buildings & Improvement of Buildings	-	-	0	(0)
6900 Depreciation	957,438	964,695	767,960	196,735
SUBTOTAL - Capital Outlay & Depreciation	957,438	964,695	767,960	196,735
Other Outflows				
7438 Long term debt - Interest	173,107	173,107	446,968	(273,860)
7999 Uncategorized Expense	-	-	3,189	(3,189)
SUBTOTAL - Other Outflows	173,107	173,107	450,157	(277,049)

MPS
Income Statement
As of Jun FY2018 - Unaudited

	Adopted Budget	2nd Interim Approved Budget	FY18 Unaudited Actual	2nd Int. Budget vs. Actual
TOTAL EXPENSES	51,622,185	53,189,291	49,130,982	4,058,310

MSA-1
Income Statement
As of Jun FY2018 - Unaudited

	Adopted Budget	2nd Interim Approved Budget	FY18 Unaudited Actual	2nd Int. Budget vs. Actual
SUMMARY				
Revenue				
LCFF Entitlement	5,459,002	5,505,533	5,502,695	(2,838)
Federal Revenue	1,088,351	1,166,901	1,035,665	(131,235)
Other State Revenues	890,794	1,299,057	1,370,330	71,274
Local Revenues	69,650	76,325	57,230	(19,095)
Fundraising and Grants	65,000	58,185	58,850	665
Total Revenue	7,572,797	8,106,001	8,024,771	(81,230)
Expenses				
Compensation and Benefits	3,515,834	3,551,674	3,520,801	30,873
Books and Supplies	514,102	763,511	373,591	389,919
Services and Other Operating Expenditures	3,276,235	2,924,353	2,698,300	226,053
Depreciation	153,345	153,345	6,361	146,984
Other Outflows	-	-	150	(150)
Total Expenses	7,459,516	7,392,883	6,599,203	793,679
Operating Income	113,281	713,118	1,425,567	712,449
Fund Balance				
Beginning Balance (Unaudited)	3,592,121	3,592,121	3,592,121	
Audit Adjustment	-	(205,846)	(205,846)	
Operating Income	113,281	713,118	1,425,567	
Ending Fund Balance	3,705,403	4,099,394	4,811,843	
Fund Balance as a % of Expenses	50%	55%	73%	
KEY ASSUMPTIONS				
Total Enrolled	540	543		
Total ADA	519.4	523.6	522.9	(0.7)
REVENUE				

MSA-1**Income Statement****As of Jun FY2018 - Unaudited**

	Adopted Budget	2nd Interim Approved Budget	FY18 Unaudited Actual	2nd Int. Budget vs. Actual
LCFF Entitlement				
8011 Charter Schools LCFF - State Aid	3,652,173	3,689,855	3,466,404	(223,451)
8012 Education Protection Account Entitlement	704,485	704,278	774,749	70,471
8019 State Aid - Prior Years	-	-	36	36
8096 Charter Schools in Lieu of Property Taxes	1,102,345	1,111,400	1,261,506	150,106
SUBTOTAL - LCFF Entitlement	5,459,002	5,505,533	5,502,695	(2,838)
Federal Revenue				
8181 Special Education - Entitlement	67,625	67,625	69,924	2,299
8220 Child Nutrition Programs	232,339	232,339	223,293	(9,046)
8291 Title I	185,886	228,355	234,272	5,917
8292 Title II	29,415	25,745	26,218	473
8293 Title III	50,886	59,103	65,612	6,509
8296 Other Federal Revenue	522,200	552,013	414,662	(137,351)
8297 PY Federal - Not Accrued	-	1,721	1,684	(37)
SUBTOTAL - Federal Revenue	1,088,351	1,166,901	1,035,665	(131,235)
Other State Revenue				
8319 Other State Apportionments - Prior Years	-	11,595	11,723	128
8381 Special Education - Entitlement (State)	266,958	269,151	268,745	(406)
8382 Special Education Reimbursements (State) - MH	-	-	7,415	7,415
8520 Child Nutrition - State	19,443	19,443	18,767	(676)
8545 School Facilities Apportionments	389,530	467,925	525,621	57,696
8550 Mandated Cost Reimbursements	15,171	92,754	92,754	(0)
8560 State Lottery Revenue	99,693	101,586	108,702	7,116
8593 Prop 39 Clean Energy	-	227,090	227,090	-
8596 ASES	100,000	109,513	109,513	-
SUBTOTAL - Other State Revenue	890,794	1,299,057	1,370,330	71,274
Local Revenue				
8634 Food Service Sales	7,852	7,852	7,325	(527)
8682 Summer Program	31,798	38,473	38,473	-
8690 Other Local Revenue	30,000	30,000	11,432	(18,568)
8910 Contributions from Unrestricted Resource (0000-0)	-	0	-	(0)
SUBTOTAL - Local Revenue	69,650	76,325	57,230	(19,095)

MSA-1
Income Statement
As of Jun FY2018 - Unaudited

	Adopted Budget	2nd Interim Approved Budget	FY18 Unaudited Actual	2nd Int. Budget vs. Actual
Fundraising and Grants				
8802 Donations - Private	30,000	23,185	11,832	(11,353)
8803 Fundraising	35,000	35,000	47,018	12,018
SUBTOTAL - Fundraising and Grants	65,000	58,185	58,850	665
TOTAL REVENUE	7,572,797	8,106,001	8,024,771	(81,230)
EXPENSES				
Compensation & Benefits				
Certificated Salaries				
1100 Teachers Salaries	1,795,223	1,826,374	1,765,050	61,324
1300 Certificated Supervisor & Administrator Salaries	466,687	494,657	464,521	30,137
SUBTOTAL - Certificated Salaries	2,261,910	2,321,031	2,229,571	91,460
Classified Salaries				
2400 Classified Clerical & Office Salaries	180,035	139,360	130,577	8,783
2900 Classified Other Salaries	214,840	222,696	290,404	(67,708)
SUBTOTAL - Classified Salaries	394,875	362,056	420,981	(58,925)
Employee Benefits				
3100 STRS	312,448	314,116	317,752	(3,637)
3200 PERS	54,365	60,547	55,849	4,698
3300 OASDI-Medicare-Alternative	68,997	70,293	63,982	6,311
3400 Health & Welfare Benefits	362,486	366,837	396,209	(29,373)
3500 Unemployment Insurance	28,428	26,583	15,491	11,091
3600 Workers Comp Insurance	29,915	30,212	20,965	9,247
3900 Other Employee Benefits	2,411	-	-	-
SUBTOTAL - Employee Benefits	859,049	868,586	870,249	(1,663)
Books & Supplies				
4100 Approved Textbooks & Core Curricula Materials	-	-	9,767	(9,767)
4200 Books & Other Reference Materials	10,000	10,000	1,601	8,399

MSA-1**Income Statement****As of Jun FY2018 - Unaudited**

	Adopted Budget	2nd Interim Approved Budget	FY18 Unaudited Actual	2nd Int. Budget vs. Actual
4315 Custodial Supplies	20,000	20,000	13,604	6,396
4320 Educational Software	43,000	57,711	47,844	9,866
4325 Instructional Materials & Supplies	55,000	61,648	27,135	34,513
4326 Art & Music Supplies	10,000	6,000	2,087	3,913
4330 Office Supplies	6,750	6,750	9,322	(2,572)
4335 PE Supplies	-	-	1,852	(1,852)
4345 Non Instructional Student Materials & Supplies	10,000	10,000	4,432	5,568
4346 Teacher Supplies	5,000	5,000	4,675	325
4351 Yearbook	-	-	2,489	(2,489)
4361 PY Supplies Expenses (not accrued)	-	2,650	2,650	-
4400 Noncapitalized Equipment	25,256	252,346	4,400	247,946
4410 Classroom Furniture, Equipment & Supplies	-	1,310	1,310	(0)
4420 Computers (individual items less than \$5k)	15,500	15,500	5,087	10,413
4430 Non Classroom Related Furniture, Equipment & Supplies	20,000	20,000	1,387	18,613
4700 Food	285,597	-	-	-
4710 Student Food Services	-	285,597	221,737	63,860
4720 Other Food	8,000	9,000	12,211	(3,211)
SUBTOTAL - Books and Supplies	514,102	763,511	373,591	389,919
Services & Other Operating Expenses				
5101 CMO Fees	1,047,567	-	-	-
5210 Conference Fees	12,500	12,500	1,964	10,536
5215 Travel - Mileage, Parking, Tolls	2,000	3,000	4,417	(1,417)
5220 Travel and Lodging	2,000	1,000	1,032	(32)
5300 Dues & Memberships	7,500	7,500	8,527	(1,027)
5450 Insurance - Other	32,970	30,408	30,535	(127)
5500 Operations & Housekeeping	50,000	50,000	46,597	3,403
5510 Utilities - Gas and Electric	60,000	60,000	45,111	14,889
5605 Equipment Leases	20,000	21,704	27,135	(5,431)
5610 Rent	1,278,598	827,844	916,260	(88,416)
5615 Repairs and Maintenance - Building	50,000	50,000	20,723	29,277
5617 Repairs and Maintenance - Other Equipment	2,000	2,000	1,120	880
5803 Accounting Fees	10,281	10,281	-	10,281
5809 Banking Fees	1,500	1,500	35	1,465
5813 School Programs - After School Program	100,000	109,513	109,513	-

MSA-1**Income Statement****As of Jun FY2018 - Unaudited**

	Adopted Budget	2nd Interim Approved Budget	FY18 Unaudited Actual	2nd Int. Budget vs. Actual
5814 School Programs - Academic Competitions	10,000	10,000	7,848	2,152
5819 School Programs - Other	28,787	28,787	46,508	(17,721)
5820 Consultants - Non Instructional	15,421	15,421	10,662	4,759
5822 Other Professional Services	99,237	112,893	70,264	42,629
5824 District Oversight Fees	54,590	55,055	55,027	28
5830 Field Trips Expenses	25,000	25,000	30,149	(5,149)
5833 Fines and Penalties	303	303	161	142
5843 Interest - Loans Less than 1 Year	-	45,500	45,500	-
5845 Legal Fees	15,000	15,000	5,985	9,015
5848 Licenses and Other Fees	-	-	1,985	(1,985)
5851 Marketing and Student Recruiting	15,000	15,000	13,324	1,676
5857 Payroll Fees	25,000	25,000	15,574	9,427
5858 CMO Fees Expense	-	1,077,245	1,095,870	(18,625)
5861 Prior Yr Exp (not accrued)	-	6,296	(155,231)	161,527
5863 Professional Development	30,000	30,000	3,887	26,113
5864 Professional Development - Tuition Reimbursement	52,250	52,250	44,909	7,341
5869 Special Education Contract Instructors	82,000	82,000	71,480	10,520
5872 Special Education Encroachment	22,672	15,980	16,161	(181)
5884 Substitutes	30,000	30,000	30,095	(95)
5887 Technology Services	78,500	79,812	52,743	27,069
5898 Bad Debt Expense	2,559	2,559	871	1,688
5899 Miscellaneous Operating Expenses	0	0	-	0
5900 Communications	3,000	3,000	16,213	(13,213)
5915 Postage and Delivery	10,000	10,000	5,348	4,652
SUBTOTAL - Services & Other Operating Exp.	3,276,235	2,924,353	2,698,300	226,053
Capital Outlay & Depreciation				
6900 Depreciation	153,345	153,345	6,361	146,984
SUBTOTAL - Capital Outlay & Depreciation	153,345	153,345	6,361	146,984
Other Outflows				
7999 Uncategorized Expense	-	-	150	(150)
SUBTOTAL - Other Outflows	-	-	150	(150)
TOTAL EXPENSES	7,459,516	7,392,883	6,599,203	793,679

MSA-2
Income Statement
As of Jun FY2018 - Unaudited

	Adopted Budget	2nd Interim Approved Budget	FY18 Unaudited Actual	2nd Int. Budget vs. Actual
SUMMARY				
Revenue				
LCFF Entitlement	4,724,787	4,540,508	4,472,148	(68,360)
Federal Revenue	454,654	523,143	521,866	(1,277)
Other State Revenues	359,588	646,947	679,407	32,460
Local Revenues	58,680	38,679	40,368	1,689
Fundraising and Grants	20,550	23,464	29,586	6,122
Total Revenue	5,618,259	5,772,741	5,743,375	(29,366)
Expenses				
Compensation and Benefits	3,110,910	3,179,649	3,017,121	162,528
Books and Supplies	400,942	620,818	399,290	221,528
Services and Other Operating Expenditures	1,923,796	1,827,005	1,920,278	(93,273)
Depreciation	51,413	51,413	48,000	3,413
Other Outflows	-	-	204	(204)
Total Expenses	5,487,060	5,678,885	5,384,892	293,992
Operating Income	131,198	93,856	358,482	264,626
Fund Balance				
Beginning Balance (Unaudited)	986,884	986,884	986,884	
Audit Adjustment	-	(89,798)	(89,798)	
Operating Income	131,198	93,856	358,482	
Ending Fund Balance	1,118,082	990,942	1,255,568	
Fund Balance as a % of Expenses	20%	17%	23%	
KEY ASSUMPTIONS				
Total Enrolled	485	470		
Total ADA	465.6	447.2	440.9	(6.3)
REVENUE				

MSA-2**Income Statement****As of Jun FY2018 - Unaudited**

	Adopted Budget	2nd Interim Approved Budget	FY18 Unaudited Actual	2nd Int. Budget vs. Actual
LCFF Entitlement				
8011 Charter Schools LCFF - State Aid	3,119,056	3,003,307	2,769,605	(233,702)
8012 Education Protection Account Entitlement	617,518	588,083	638,778	50,695
8019 State Aid - Prior Years	-	-	32	32
8096 Charter Schools in Lieu of Property Taxes	988,213	949,117	1,063,733	114,616
SUBTOTAL - LCFF Entitlement	4,724,787	4,540,508	4,472,148	(68,360)
Federal Revenue				
8181 Special Education - Entitlement	57,250	57,250	59,197	1,947
8220 Child Nutrition Programs	204,441	204,441	190,425	(14,016)
8291 Title I	147,067	208,077	213,458	5,381
8292 Title II	23,695	22,765	23,183	418
8296 Other Federal Revenue	22,200	30,610	35,634	5,024
8297 PY Federal - Not Accrued	-	-	(30)	(30)
SUBTOTAL - Federal Revenue	454,654	523,143	521,866	(1,277)
Other State Revenue				
8319 Other State Apportionments - Prior Years	-	14,130	9,848	(4,283)
8381 Special Education - Entitlement (State)	239,318	229,851	226,612	(3,238)
8382 Special Education Reimbursements (State) - MH	-	-	38,277	38,277
8520 Child Nutrition - State	20,081	20,081	17,505	(2,576)
8550 Mandated Cost Reimbursements	10,817	75,611	75,611	0
8560 State Lottery Revenue	89,371	86,753	91,032	4,279
8593 Prop 39 Clean Energy	-	220,522	220,522	-
SUBTOTAL - Other State Revenue	359,588	646,947	679,407	32,460
Local Revenue				
8634 Food Service Sales	425	2,000	3,604	1,604
8682 Summer Program	36,748	33,765	33,765	-
8690 Other Local Revenue	21,507	2,914	2,999	85
8910 Contributions from Unrestricted Resource (0000-0)	-	0	-	(0)
SUBTOTAL - Local Revenue	58,680	38,679	40,368	1,689
Fundraising and Grants				
8801 Donations - Parents	550	-	-	-

MSA-2
Income Statement
As of Jun FY2018 - Unaudited

	Adopted Budget	2nd Interim Approved Budget	FY18 Unaudited Actual	2nd Int. Budget vs. Actual
8802 Donations - Private	5,000	2,914	-	(2,914)
8803 Fundraising	15,000	20,550	29,586	9,036
SUBTOTAL - Fundraising and Grants	20,550	23,464	29,586	6,122
TOTAL REVENUE	5,618,259	5,772,741	5,743,375	(29,366)
EXPENSES				
Compensation & Benefits				
Certificated Salaries				
1100 Teachers Salaries	1,400,113	1,562,835	1,516,724	46,111
1300 Certificated Supervisor & Administrator Salaries	556,444	389,684	338,332	51,352
SUBTOTAL - Certificated Salaries	1,956,557	1,952,519	1,855,056	97,462
Classified Salaries				
2400 Classified Clerical & Office Salaries	153,750	163,302	191,177	(27,875)
2900 Classified Other Salaries	168,000	220,020	236,222	(16,202)
SUBTOTAL - Classified Salaries	321,750	383,322	427,399	(44,077)
Employee Benefits				
3100 STRS	275,743	274,511	266,980	7,531
3200 PERS	49,971	59,534	59,003	531
3300 OASDI-Medicare-Alternative	55,815	60,745	57,307	3,438
3400 Health & Welfare Benefits	420,974	420,974	333,452	87,522
3500 Unemployment Insurance	4,139	1,441	691	750
3600 Workers Comp Insurance	25,654	26,302	17,233	9,069
3900 Other Employee Benefits	308	301	-	301
SUBTOTAL - Employee Benefits	832,603	843,808	734,665	109,142
Books & Supplies				
4100 Approved Textbooks & Core Curricula Materials	20,000	20,000	19,500	500
4200 Books & Other Reference Materials	-	-	4,408	(4,408)
4315 Custodial Supplies	-	-	433	(433)
4320 Educational Software	35,000	44,321	46,501	(2,180)

MSA-2**Income Statement****As of Jun FY2018 - Unaudited**

	Adopted Budget	2nd Interim Approved Budget	FY18 Unaudited Actual	2nd Int. Budget vs. Actual
4325 Instructional Materials & Supplies	25,000	25,034	47,552	(22,518)
4326 Art & Music Supplies	-	-	1,965	(1,965)
4330 Office Supplies	5,000	5,000	8,749	(3,749)
4335 PE Supplies	-	418	1,391	(973)
4345 Non Instructional Student Materials & Supplies	9,500	9,500	4,974	4,526
4346 Teacher Supplies	-	-	124	(124)
4361 PY Supplies Expenses (not accrued)	-	1,921	1,921	(0)
4400 Noncapitalized Equipment	25,000	235,522	6,549	228,973
4410 Classroom Furniture, Equipment & Supplies	7,000	7,000	15,539	(8,539)
4420 Computers (individual items less than \$5k)	7,000	10,000	14,002	(4,002)
4430 Non Classroom Related Furniture, Equipment & Supplies	10,000	6,000	6,509	(509)
4700 Food	247,442	-	-	-
4710 Student Food Services	-	248,102	213,637	34,465
4720 Other Food	10,000	8,000	5,538	2,462
SUBTOTAL - Books and Supplies	400,942	620,818	399,290	221,528
Services & Other Operating Expenses				
5101 CMO Fees	1,047,567	-	-	-
5200 Travel & Conferences	-	-	31	(31)
5210 Conference Fees	6,000	6,000	-	6,000
5215 Travel - Mileage, Parking, Tolls	2,500	2,500	949	1,551
5300 Dues & Memberships	6,000	6,000	6,461	(461)
5450 Insurance - Other	23,664	25,224	21,942	3,282
5500 Operations & Housekeeping	-	1,924	15,842	(13,918)
5605 Equipment Leases	13,390	16,390	15,358	1,032
5610 Rent	24,000	-	-	-
5611 Prop 39 Related Costs	149,352	149,352	149,352	-
5615 Repairs and Maintenance - Building	5,000	17,000	28,326	(11,326)
5617 Repairs and Maintenance - Other Equipment	-	5,000	6,655	(1,655)
5803 Accounting Fees	8,000	8,000	-	8,000
5809 Banking Fees	1,030	1,030	215	815
5813 School Programs - After School Program	1,653	1,966	8,780	(6,814)
5814 School Programs - Academic Competitions	1,557	6,491	16,797	(10,306)
5819 School Programs - Other	6,180	6,180	24,240	(18,060)
5820 Consultants - Non Instructional	23,000	18,000	12,436	5,564

MSA-2**Income Statement****As of Jun FY2018 - Unaudited**

	Adopted Budget	2nd Interim Approved Budget	FY18 Unaudited Actual	2nd Int. Budget vs. Actual
5822 Other Professional Services	84,714	49,044	43,649	5,395
5824 District Oversight Fees	47,248	45,405	44,721	684
5830 Field Trips Expenses	20,600	10,600	14,048	(3,448)
5833 Fines and Penalties	-	703	2,973	(2,270)
5845 Legal Fees	20,000	20,000	5,298	14,702
5851 Marketing and Student Recruiting	24,720	19,000	17,288	1,712
5857 Payroll Fees	21,967	20,660	14,746	5,914
5858 CMO Fees Expense	-	1,077,245	993,132	84,113
5861 Prior Yr Exp (not accrued)	-	345	73,677	(73,332)
5863 Professional Development	35,000	15,000	6,689	8,311
5864 Professional Development - Tuition Reimbursement	50,500	45,500	32,243	13,257
5869 Special Education Contract Instructors	150,000	120,000	102,811	17,189
5872 Special Education Encroachment	20,122	11,809	13,637	(1,828)
5884 Substitutes	48,000	48,000	171,190	(123,190)
5887 Technology Services	72,250	62,858	50,206	12,651
5898 Bad Debt Expense	-	(1)	(1)	-
5900 Communications	3,000	3,000	19,240	(16,240)
5915 Postage and Delivery	6,781	6,781	7,347	(566)
SUBTOTAL - Services & Other Operating Exp.	1,923,796	1,827,005	1,920,278	(93,273)
Capital Outlay & Depreciation				
6900 Depreciation	51,413	51,413	48,000	3,413
SUBTOTAL - Capital Outlay & Depreciation	51,413	51,413	48,000	3,413
Other Outflows				
7999 Uncategorized Expense	-	-	204	(204)
SUBTOTAL - Other Outflows	-	-	204	(204)
TOTAL EXPENSES	5,487,060	5,678,885	5,384,892	293,992

MSA-3
Income Statement
As of Jun FY2018 - Unaudited

	Adopted Budget	2nd Interim Approved Budget	FY18 Unaudited Actual	2nd Int. Budget vs. Actual
SUMMARY				
Revenue				
LCFF Entitlement	4,463,366	4,404,123	4,459,164	55,041
Federal Revenue	485,007	516,116	449,533	(66,583)
Other State Revenues	447,300	749,119	784,672	35,553
Local Revenues	40,578	45,366	51,156	5,790
Fundraising and Grants	19,617	14,735	26,429	11,694
Total Revenue	5,455,868	5,729,459	5,770,955	41,496
Expenses				
Compensation and Benefits	2,824,322	2,884,881	2,915,194	(30,314)
Books and Supplies	434,314	629,654	312,395	317,259
Services and Other Operating Expenditures	2,058,008	2,099,505	2,080,950	18,555
Depreciation	19,096	19,096	22,407	(3,311)
Other Outflows	-	-	-	-
Total Expenses	5,335,741	5,633,136	5,330,946	302,190
Operating Income	120,127	96,323	440,009	343,686
Fund Balance				
Beginning Balance (Unaudited)	659,803	659,803	659,803	
Audit Adjustment	-	(27,842)	(27,842)	
Operating Income	120,127	96,323	440,009	
Ending Fund Balance	779,930	728,284	1,071,970	
Fund Balance as a % of Expenses	15%	13%	20%	
KEY ASSUMPTIONS				
Total Enrolled	460	461		
Total ADA	442.1	435.0	441.5	6.5
REVENUE				

MSA-3**Income Statement****As of Jun FY2018 - Unaudited**

	Adopted Budget	2nd Interim Approved Budget	FY18 Unaudited Actual	2nd Int. Budget vs. Actual
LCFF Entitlement				
8011 Charter Schools LCFF - State Aid	2,942,837	2,912,781	2,758,613	(154,168)
8012 Education Protection Account Entitlement	582,279	568,118	635,291	67,173
8019 State Aid - Prior Years	-	-	31	31
8096 Charter Schools in Lieu of Property Taxes	938,250	923,223	1,065,229	142,006
SUBTOTAL - LCFF Entitlement	4,463,366	4,404,123	4,459,164	55,041
Federal Revenue				
8181 Special Education - Entitlement	57,500	57,500	59,455	1,955
8220 Child Nutrition Programs	242,790	242,790	185,428	(57,362)
8291 Title I	140,237	171,545	176,005	4,460
8292 Title II	22,280	20,287	20,660	373
8296 Other Federal Revenue	22,200	22,200	7,258	(14,942)
8297 PY Federal - Not Accrued	-	1,794	728	(1,066)
SUBTOTAL - Federal Revenue	485,007	516,116	449,533	(66,583)
Other State Revenue				
8319 Other State Apportionments - Prior Years	-	11,313	10,061	(1,253)
8381 Special Education - Entitlement (State)	227,219	223,580	226,931	3,351
8382 Special Education Reimbursements (State) - MH	-	-	31,680	31,680
8520 Child Nutrition - State	20,725	20,725	14,737	(5,988)
8550 Mandated Cost Reimbursements	10,903	75,486	75,486	0
8560 State Lottery Revenue	84,853	84,386	92,149	7,763
8593 Prop 39 Clean Energy	-	220,395	220,395	-
8596 ASES	103,600	113,234	113,234	-
SUBTOTAL - Other State Revenue	447,300	749,119	784,672	35,553
Local Revenue				
8634 Food Service Sales	1,270	4,270	2,420	(1,850)
8682 Summer Program	34,158	25,422	25,422	-
8690 Other Local Revenue	5,150	4,450	3,714	(736)
8693 Field Trips	-	5,200	18,100	12,900
8699 All Other Local Revenue	-	6,024	1,000	(5,024)
8720 Revenue Program 20	-	-	500	500
8910 Contributions from Unrestricted Resource (0000-0)	-	0	-	(0)

MSA-3
Income Statement
As of Jun FY2018 - Unaudited

	Adopted Budget	2nd Interim Approved Budget	FY18 Unaudited Actual	2nd Int. Budget vs. Actual
8999 Uncategorized Revenue	-	-	(0)	(0)
SUBTOTAL - Local Revenue	40,578	45,366	51,156	5,790
Fundraising and Grants				
8801 Donations - Parents	1,957	-	-	-
8802 Donations - Private	4,179	2,575	135	(2,440)
8803 Fundraising	13,481	12,160	26,294	14,134
SUBTOTAL - Fundraising and Grants	19,617	14,735	26,429	11,694
TOTAL REVENUE	5,455,868	5,729,459	5,770,955	41,496
EXPENSES				
Compensation & Benefits				
Certificated Salaries				
1100 Teachers Salaries	1,394,762	1,314,659	1,241,010	73,650
1300 Certificated Supervisor & Administrator Salaries	426,823	300,953	328,707	(27,755)
SUBTOTAL - Certificated Salaries	1,821,584	1,615,612	1,569,717	45,895
Classified Salaries				
2400 Classified Clerical & Office Salaries	145,000	194,236	216,870	(22,634)
2900 Classified Other Salaries	183,386	369,117	403,191	(34,074)
SUBTOTAL - Classified Salaries	328,386	563,353	620,061	(56,708)
Employee Benefits				
3100 STRS	253,256	223,135	222,866	269
3200 PERS	51,002	86,974	86,521	453
3300 OASDI-Medicare-Alternative	55,659	70,818	71,063	(244)
3400 Health & Welfare Benefits	285,053	296,922	318,246	(21,324)
3500 Unemployment Insurance	4,075	1,350	5,781	(4,432)
3600 Workers Comp Insurance	24,209	24,535	20,829	3,706
3900 Other Employee Benefits	1,098	2,180	109	2,071
SUBTOTAL - Employee Benefits	674,352	705,916	725,416	(19,501)

MSA-3**Income Statement****As of Jun FY2018 - Unaudited**

	Adopted Budget	2nd Interim Approved Budget	FY18 Unaudited Actual	2nd Int. Budget vs. Actual
Books & Supplies				
4100 Approved Textbooks & Core Curricula Materials	10,000	20,000	19,072	928
4200 Books & Other Reference Materials	3,500	3,500	748	2,752
4315 Custodial Supplies	300	300	-	300
4320 Educational Software	17,000	42,963	40,353	2,609
4325 Instructional Materials & Supplies	30,000	30,583	9,673	20,910
4326 Art & Music Supplies	5,000	5,000	8,052	(3,052)
4330 Office Supplies	10,000	10,000	15,605	(5,605)
4335 PE Supplies	1,000	1,000	803	197
4340 Professional Development Supplies	250	250	-	250
4345 Non Instructional Student Materials & Supplies	10,000	6,000	5,674	326
4350 Uniforms	5,000	1,000	3,687	(2,687)
4361 PY Supplies Expenses (not accrued)	-	-	(576)	576
4400 Noncapitalized Equipment	18,000	238,395	7,405	230,990
4410 Classroom Furniture, Equipment & Supplies	5,000	5,200	5,145	55
4420 Computers (individual items less than \$5k)	15,000	8,400	8,758	(358)
4430 Non Classroom Related Furniture, Equipment & Supplies	5,000	4,800	2,111	2,689
4700 Food	291,264	-	-	-
4710 Student Food Services	-	244,264	180,999	63,265
4720 Other Food	8,000	8,000	4,887	3,113
SUBTOTAL - Books and Supplies	434,314	629,654	312,395	317,259
Services & Other Operating Expenses				
5101 CMO Fees	949,358	-	-	-
5200 Travel & Conferences	-	-	-	-
5210 Conference Fees	3,000	3,000	-	3,000
5215 Travel - Mileage, Parking, Tolls	4,120	4,120	664	3,456
5220 Travel and Lodging	500	500	-	500
5300 Dues & Memberships	10,000	10,000	6,045	3,955
5450 Insurance - Other	23,497	25,280	22,314	2,966
5500 Operations & Housekeeping	5,000	5,000	1,199	3,801
5605 Equipment Leases	15,600	15,600	18,974	(3,374)
5611 Prop 39 Related Costs	318,990	290,380	256,444	33,936
5615 Repairs and Maintenance - Building	10,500	10,500	43	10,457
5617 Repairs and Maintenance - Other Equipment	1,500	3,000	1,681	1,319

MSA-3**Income Statement****As of Jun FY2018 - Unaudited**

	Adopted Budget	2nd Interim Approved Budget	FY18 Unaudited Actual	2nd Int. Budget vs. Actual
5803 Accounting Fees	10,300	10,300	-	10,300
5809 Banking Fees	500	500	-	500
5813 School Programs - After School Program	103,600	113,234	126,952	(13,718)
5814 School Programs - Academic Competitions	800	800	188	612
5819 School Programs - Other	20,000	20,000	20,306	(306)
5820 Consultants - Non Instructional	25,000	15,000	7,488	7,513
5822 Other Professional Services	117,596	129,152	96,999	32,154
5824 District Oversight Fees	44,634	44,041	44,592	(550)
5830 Field Trips Expenses	20,000	20,300	36,020	(15,720)
5833 Fines and Penalties	-	61	2,549	(2,488)
5845 Legal Fees	20,000	25,000	29,865	(4,865)
5848 Licenses and Other Fees	-	-	275	(275)
5851 Marketing and Student Recruiting	15,450	15,450	15,016	434
5857 Payroll Fees	24,720	24,720	14,342	10,378
5858 CMO Fees Expense	-	976,253	993,132	(16,879)
5861 Prior Yr Exp (not accrued)	-	57,385	9,583	47,802
5863 Professional Development	51,000	19,875	18,502	1,373
5864 Professional Development - Tuition Reimbursement	13,000	11,000	6,500	4,500
5869 Special Education Contract Instructors	60,255	60,255	92,851	(32,596)
5872 Special Education Encroachment	19,293	11,264	13,663	(2,399)
5875 Staff Recruiting	300	300	-	300
5884 Substitutes	85,000	85,000	164,138	(79,138)
5887 Technology Services	74,800	75,867	63,151	12,716
5898 Bad Debt Expense	-	-	3,025	(3,025)
5900 Communications	3,000	9,672	10,864	(1,192)
5915 Postage and Delivery	6,695	6,695	3,586	3,109
SUBTOTAL - Services & Other Operating Exp.	2,058,008	2,099,505	2,080,950	18,555
Capital Outlay & Depreciation				
6900 Depreciation	19,096	19,096	22,407	(3,311)
SUBTOTAL - Capital Outlay & Depreciation	19,096	19,096	22,407	(3,311)
Other Outflows				
SUBTOTAL - Other Outflows	-	-	-	-

MSA-3
Income Statement
As of Jun FY2018 - Unaudited

	Adopted Budget	2nd Interim Approved Budget	FY18 Unaudited Actual	2nd Int. Budget vs. Actual
TOTAL EXPENSES	5,335,741	5,633,136	5,330,946	302,190

MSA-4
Income Statement
As of Jun FY2018 - Unaudited

	Adopted Budget	2nd Interim Approved Budget	FY18 Unaudited Actual	2nd Int. Budget vs. Actual
SUMMARY				
Revenue				
LCFF Entitlement	1,875,756	1,697,825	1,713,551	15,726
Federal Revenue	259,640	240,169	249,327	9,158
Other State Revenues	150,859	374,018	381,311	7,293
Local Revenues	22,035	26,946	28,835	1,890
Fundraising and Grants	3,000	5,517	9,352	3,835
Total Revenue	2,311,290	2,344,475	2,382,377	37,901
Expenses				
Compensation and Benefits	1,337,560	1,085,264	1,057,458	27,806
Books and Supplies	113,174	380,027	119,132	260,895
Services and Other Operating Expenditures	789,378	835,279	725,873	109,406
Depreciation	15,656	15,656	15,656	(0)
Other Outflows	-	-	966	(966)
Total Expenses	2,255,768	2,316,226	1,919,085	397,141
Operating Income	55,522	28,249	463,291	435,042
Fund Balance				
Beginning Balance (Unaudited)	917,537	917,537	917,537	
Audit Adjustment	-	112,622	112,622	
Operating Income	55,522	28,249	463,291	
Ending Fund Balance	973,059	1,058,408	1,493,450	
Fund Balance as a % of Expenses	43%	46%	78%	
KEY ASSUMPTIONS				
Total Enrolled	193	176		
Total ADA	186.5	167.2	167.9	0.7
REVENUE				

MSA-4**Income Statement****As of Jun FY2018 - Unaudited**

	Adopted Budget	2nd Interim Approved Budget	FY18 Unaudited Actual	2nd Int. Budget vs. Actual
LCFF Entitlement				
8011 Charter Schools LCFF - State Aid	1,223,980	1,115,559	1,056,983	(58,576)
8012 Education Protection Account Entitlement	255,854	227,392	251,527	24,135
8019 State Aid - Prior Years	-	-	13	13
8096 Charter Schools in Lieu of Property Taxes	395,922	354,874	405,028	50,154
SUBTOTAL - LCFF Entitlement	1,875,756	1,697,825	1,713,551	15,726
Federal Revenue				
8181 Special Education - Entitlement	36,535	32,733	32,654	(79)
8220 Child Nutrition Programs	34,703	34,703	63,652	28,949
8291 Title I	52,532	58,408	59,935	1,527
8292 Title II	8,713	7,494	7,632	138
8296 Other Federal Revenue	127,158	100,072	85,197	(14,875)
8297 PY Federal - Not Accrued	-	271	258	(13)
8299 All Other Federal Revenue	-	6,489	-	(6,489)
SUBTOTAL - Federal Revenue	259,640	240,169	249,327	9,158
Other State Revenue				
8319 Other State Apportionments - Prior Years	-	851	897	46
8381 Special Education - Entitlement (State)	106,683	95,665	97,036	1,370
8520 Child Nutrition - State	2,412	2,412	5,379	2,967
8550 Mandated Cost Reimbursements	5,958	33,780	33,780	(0)
8560 State Lottery Revenue	35,806	32,437	35,347	2,910
8593 Prop 39 Clean Energy	-	208,873	208,873	-
SUBTOTAL - Other State Revenue	150,859	374,018	381,311	7,293
Local Revenue				
8634 Food Service Sales	137	1,487	1,098	(389)
8682 Summer Program	21,898	17,852	17,852	-
8690 Other Local Revenue	-	1,017	1,229	212
8715 Option 3	-	6,590	8,657	2,067
8910 Contributions from Unrestricted Resource (0000-0)	-	0	-	(0)
SUBTOTAL - Local Revenue	22,035	26,946	28,835	1,890
Fundraising and Grants				

MSA-4
Income Statement
As of Jun FY2018 - Unaudited

	Adopted Budget	2nd Interim Approved Budget	FY18 Unaudited Actual	2nd Int. Budget vs. Actual
8802 Donations - Private	-	1,017	-	(1,017)
8803 Fundraising	3,000	4,500	9,352	4,852
SUBTOTAL - Fundraising and Grants	3,000	5,517	9,352	3,835
TOTAL REVENUE	2,311,290	2,344,475	2,382,377	37,901
EXPENSES				
Compensation & Benefits				
Certificated Salaries				
1100 Teachers Salaries	634,333	559,380	562,319	(2,939)
1300 Certificated Supervisor & Administrator Salaries	296,672	179,021	172,334	6,687
SUBTOTAL - Certificated Salaries	931,005	738,401	734,652	3,749
Classified Salaries				
2400 Classified Clerical & Office Salaries	84,500	59,891	67,385	(7,495)
2900 Classified Other Salaries	24,000	24,066	24,056	10
SUBTOTAL - Classified Salaries	108,500	83,957	91,442	(7,485)
Employee Benefits				
3100 STRS	131,063	102,694	90,278	12,415
3200 PERS	9,940	13,039	11,951	1,088
3300 OASDI-Medicare-Alternative	23,209	18,787	19,977	(1,190)
3400 Health & Welfare Benefits	118,450	118,450	99,166	19,284
3500 Unemployment Insurance	3,520	474	846	(371)
3600 Workers Comp Insurance	11,705	9,260	9,145	115
3900 Other Employee Benefits	169	203	0	202
SUBTOTAL - Employee Benefits	298,055	262,906	231,364	31,542
Books & Supplies				
4100 Approved Textbooks & Core Curricula Materials	13,000	13,000	7,361	5,639
4320 Educational Software	15,150	26,480	22,166	4,314
4325 Instructional Materials & Supplies	20,000	30,563	10,072	20,490
4326 Art & Music Supplies	-	25	25	-

MSA-4**Income Statement****As of Jun FY2018 - Unaudited**

	Adopted Budget	2nd Interim Approved Budget	FY18 Unaudited Actual	2nd Int. Budget vs. Actual
4330 Office Supplies	5,000	14,724	8,204	6,520
4335 PE Supplies	-	5,000	-	5,000
4345 Non Instructional Student Materials & Supplies	9,000	9,000	3,513	5,487
4361 PY Supplies Expenses (not accrued)	-	-	(337)	337
4400 Noncapitalized Equipment	-	208,873	2,100	206,773
4410 Classroom Furniture, Equipment & Supplies	5,047	25,000	2,646	22,354
4700 Food	40,977	1,000	-	1,000
4710 Student Food Services	-	41,362	62,316	(20,954)
4720 Other Food	5,000	5,000	1,065	3,935
SUBTOTAL - Books and Supplies	113,174	380,027	119,132	260,895
Services & Other Operating Expenses				
5101 CMO Fees	78,568	-	-	-
5200 Travel & Conferences	4,120	4,070	395	3,675
5210 Conference Fees	5,150	5,150	-	5,150
5215 Travel - Mileage, Parking, Tolls	-	50	372	(322)
5300 Dues & Memberships	4,434	4,434	2,669	1,765
5450 Insurance - Other	11,388	10,248	9,972	276
5500 Operations & Housekeeping	498	498	471	28
5605 Equipment Leases	15,000	21,489	16,290	5,199
5611 Prop 39 Related Costs	147,310	131,925	134,184	(2,260)
5615 Repairs and Maintenance - Building	2,000	2,000	-	2,000
5617 Repairs and Maintenance - Other Equipment	-	5,000	-	5,000
5803 Accounting Fees	8,240	8,240	-	8,240
5809 Banking Fees	530	530	-	530
5813 School Programs - After School Program	2,060	2,060	747	1,314
5814 School Programs - Academic Competitions	3,000	5,000	2,977	2,023
5819 School Programs - Other	1,545	1,545	10,413	(8,868)
5820 Consultants - Non Instructional	9,802	9,802	7,092	2,710
5822 Other Professional Services	76,854	100,674	75,379	25,295
5824 District Oversight Fees	18,758	16,978	17,135	(157)
5830 Field Trips Expenses	10,000	10,000	5,051	4,949
5833 Fines and Penalties	-	-	544	(544)
5845 Legal Fees	25,000	25,000	10,754	14,246
5851 Marketing and Student Recruiting	10,000	7,000	9,335	(2,335)

MSA-4
Income Statement
As of Jun FY2018 - Unaudited

	Adopted Budget	2nd Interim Approved Budget	FY18 Unaudited Actual	2nd Int. Budget vs. Actual
5857 Payroll Fees	9,888	9,888	10,117	(229)
5858 CMO Fees Expense	-	80,793	82,190	(1,397)
5861 Prior Yr Exp (not accrued)	-	489	(104)	593
5863 Professional Development	25,620	25,620	4,157	21,463
5864 Professional Development - Tuition Reimbursement	30,000	25,000	7,060	17,940
5869 Special Education Contract Instructors	89,610	89,610	64,268	25,342
5872 Special Education Encroachment	28,644	25,680	25,938	(258)
5884 Substitutes	30,000	70,950	115,051	(44,101)
5887 Technology Services	67,290	67,176	40,519	26,657
5893 Transportation - Student	69,010	62,000	68,773	(6,773)
5898 Bad Debt Expense	-	1	1	-
5900 Communications	3,000	4,320	2,453	1,867
5915 Postage and Delivery	2,060	2,060	1,672	388
SUBTOTAL - Services & Other Operating Exp.	789,378	835,279	725,873	109,406
Capital Outlay & Depreciation				
6900 Depreciation	15,656	15,656	15,656	(0)
SUBTOTAL - Capital Outlay & Depreciation	15,656	15,656	15,656	(0)
Other Outflows				
7999 Uncategorized Expense	-	-	966	(966)
SUBTOTAL - Other Outflows	-	-	966	(966)
TOTAL EXPENSES	2,255,768	2,316,226	1,919,085	397,141

MSA-5
Income Statement
As of Jun FY2018 - Unaudited

	Adopted Budget	2nd Interim Approved Budget	FY18 Unaudited Actual	2nd Int. Budget vs. Actual
SUMMARY				
Revenue				
LCFF Entitlement	1,939,936	1,958,592	1,927,351	(31,241)
Federal Revenue	226,461	246,483	234,012	(12,471)
Other State Revenues	180,136	423,857	425,667	1,810
Local Revenues	28,536	148,604	107,881	(40,724)
Fundraising and Grants	1,000	2,017	1,599	(418)
Total Revenue	2,376,069	2,779,553	2,696,510	(83,043)
Expenses				
Compensation and Benefits	1,399,666	1,460,085	1,351,319	108,766
Books and Supplies	225,109	484,210	185,218	298,993
Services and Other Operating Expenditures	675,372	709,346	588,908	120,438
Depreciation	11,400	18,908	11,392	7,516
Other Outflows	-	-	(129)	129
Total Expenses	2,311,546	2,672,550	2,136,707	535,843
Operating Income	64,523	107,003	559,803	452,800
Fund Balance				
Beginning Balance (Unaudited)	1,212,490	1,212,490	1,212,490	
Audit Adjustment	-	163,067	163,067	
Operating Income	64,523	107,003	559,803	
Ending Fund Balance	1,277,013	1,482,560	1,935,360	
Fund Balance as a % of Expenses	55%	55%	91%	
KEY ASSUMPTIONS				
Total Enrolled	210	213		
Total ADA	197.8	200.4	197.7	(2.7)
REVENUE				

MSA-5**Income Statement****As of Jun FY2018 - Unaudited**

	Adopted Budget	2nd Interim Approved Budget	FY18 Unaudited Actual	2nd Int. Budget vs. Actual
LCFF Entitlement				
8011 Charter Schools LCFF - State Aid	1,260,016	1,272,064	1,166,626	(105,438)
8012 Education Protection Account Entitlement	260,027	261,182	283,811	22,629
8019 State Aid - Prior Years	-	-	10	10
8096 Charter Schools in Lieu of Property Taxes	419,893	425,347	476,904	51,557
SUBTOTAL - LCFF Entitlement	1,939,936	1,958,592	1,927,351	(31,241)
Federal Revenue				
8181 Special Education - Entitlement	38,747	39,233	38,449	(784)
8291 Title I	83,269	96,012	97,455	1,443
8292 Title II	7,948	8,550	8,708	158
8296 Other Federal Revenue	96,497	96,497	89,413	(7,084)
8297 PY Federal - Not Accrued	-	-	(12)	(12)
8299 All Other Federal Revenue	-	6,191	-	(6,191)
SUBTOTAL - Federal Revenue	226,461	246,483	234,012	(12,471)
Other State Revenue				
8319 Other State Apportionments - Prior Years	-	3,444	3,486	42
8381 Special Education - Entitlement (State)	113,142	114,663	114,255	(408)
8550 Mandated Cost Reimbursements	2,932	29,163	29,162	(1)
8560 State Lottery Revenue	37,974	38,878	41,055	2,177
8593 Prop 39 Clean Energy	-	208,225	208,225	-
8596 ASES	26,088	29,484	29,484	(0)
SUBTOTAL - Other State Revenue	180,136	423,857	425,667	1,810
Local Revenue				
8682 Summer Program	17,178	17,880	17,880	-
8690 Other Local Revenue	11,358	1,017	1,447	430
8714 SpEd Option 3	-	119,000	69,366	(49,634)
8715 Option 3	-	10,708	19,188	8,480
8910 Contributions from Unrestricted Resource (0000-0)	-	0	-	(0)
SUBTOTAL - Local Revenue	28,536	148,604	107,881	(40,724)
Fundraising and Grants				
8802 Donations - Private	-	1,017	-	(1,017)

MSA-5
Income Statement
As of Jun FY2018 - Unaudited

	Adopted Budget	2nd Interim Approved Budget	FY18 Unaudited Actual	2nd Int. Budget vs. Actual
8803 Fundraising	1,000	1,000	1,599	599
SUBTOTAL - Fundraising and Grants	1,000	2,017	1,599	(418)
TOTAL REVENUE	2,376,069	2,779,553	2,696,510	(83,043)
EXPENSES				
Compensation & Benefits				
Certificated Salaries				
1100 Teachers Salaries	732,541	730,827	719,017	11,810
1300 Certificated Supervisor & Administrator Salaries	165,000	195,000	184,478	10,522
SUBTOTAL - Certificated Salaries	897,541	925,827	903,495	22,332
Classified Salaries				
2400 Classified Clerical & Office Salaries	72,466	82,848	45,729	37,119
2900 Classified Other Salaries	40,950	47,595	59,651	(12,056)
SUBTOTAL - Classified Salaries	113,416	130,443	105,380	25,063
Employee Benefits				
3100 STRS	124,318	128,400	127,705	695
3200 PERS	17,615	20,259	18,940	1,319
3300 OASDI-Medicare-Alternative	23,924	25,636	24,352	1,285
3400 Health & Welfare Benefits	206,568	215,568	162,759	52,809
3500 Unemployment Insurance	3,505	663	267	396
3600 Workers Comp Insurance	11,383	11,894	8,419	3,474
3900 Other Employee Benefits	1,395	1,395	-	1,395
SUBTOTAL - Employee Benefits	388,709	403,815	342,443	61,372
Books & Supplies				
4100 Approved Textbooks & Core Curricula Materials	22,000	18,220	19,391	(1,171)
4200 Books & Other Reference Materials	5,500	5,500	1,598	3,902
4315 Custodial Supplies	1,000	1,000	-	1,000
4320 Educational Software	45,000	50,000	31,760	18,240
4325 Instructional Materials & Supplies	11,000	45,536	14,295	31,241

MSA-5**Income Statement****As of Jun FY2018 - Unaudited**

	Adopted Budget	2nd Interim Approved Budget	FY18 Unaudited Actual	2nd Int. Budget vs. Actual
4326 Art & Music Supplies	-	2,000	-	2,000
4330 Office Supplies	5,000	10,000	8,760	1,240
4335 PE Supplies	-	2,000	-	2,000
4345 Non Instructional Student Materials & Supplies	5,000	5,000	1,965	3,035
4350 Uniforms	-	3,150	-	3,150
4351 Yearbook	-	1,500	900	600
4400 Noncapitalized Equipment	6,000	210,564	11,908	198,656
4410 Classroom Furniture, Equipment & Supplies	1,030	2,500	991	1,509
4420 Computers (individual items less than \$5k)	-	3,661	3,661	-
4430 Non Classroom Related Furniture, Equipment & Supplies	7,000	7,000	4,433	2,567
4700 Food	112,579	-	-	-
4710 Student Food Services	-	112,579	83,815	28,764
4720 Other Food	4,000	4,000	1,741	2,259
SUBTOTAL - Books and Supplies	225,109	484,210	185,218	298,993
Services & Other Operating Expenses				
5101 CMO Fees	78,568	-	-	-
5200 Travel & Conferences	5,000	5,000	71	4,929
5210 Conference Fees	5,000	5,000	-	5,000
5215 Travel - Mileage, Parking, Tolls	1,000	1,000	959	41
5300 Dues & Memberships	5,000	5,000	2,842	2,158
5450 Insurance - Other	7,214	10,760	11,277	(517)
5500 Operations & Housekeeping	-	500	293	207
5605 Equipment Leases	6,600	12,791	5,506	7,285
5611 Prop 39 Related Costs	150,132	119,195	119,195	-
5615 Repairs and Maintenance - Building	10,000	10,000	56	9,944
5617 Repairs and Maintenance - Other Equipment	3,470	3,470	(1,440)	4,910
5803 Accounting Fees	5,783	5,783	-	5,783
5809 Banking Fees	424	424	-	424
5813 School Programs - After School Program	26,088	29,484	26,536	2,948
5814 School Programs - Academic Competitions	639	2,000	1,179	821
5819 School Programs - Other	391	391	4,937	(4,545)
5820 Consultants - Non Instructional	30,000	30,000	9,848	20,152
5822 Other Professional Services	26,000	56,843	35,470	21,373
5824 District Oversight Fees	19,399	19,586	19,273	313

MSA-5**Income Statement****As of Jun FY2018 - Unaudited**

	Adopted Budget	2nd Interim Approved Budget	FY18 Unaudited Actual	2nd Int. Budget vs. Actual
5830 Field Trips Expenses	5,000	10,000	10,883	(883)
5833 Fines and Penalties	-	-	878	(878)
5845 Legal Fees	25,000	25,000	8,981	16,019
5848 Licenses and Other Fees	-	-	822	(822)
5851 Marketing and Student Recruiting	10,000	10,000	6,856	3,144
5857 Payroll Fees	8,000	8,000	8,913	(913)
5858 CMO Fees Expense	-	80,793	82,190	(1,397)
5861 Prior Yr Exp (not accrued)	-	788	(1,121)	1,909
5863 Professional Development	37,100	37,100	17,737	19,363
5864 Professional Development - Tuition Reimbursement	22,500	22,500	13,066	9,434
5869 Special Education Contract Instructors	75,184	75,184	91,987	(16,802)
5872 Special Education Encroachment	30,378	30,779	30,541	238
5875 Staff Recruiting	2,000	2,000	-	2,000
5884 Substitutes	15,000	25,000	52,326	(27,326)
5887 Technology Services	59,500	59,973	20,644	39,328
5898 Bad Debt Expense	0	-	-	-
5900 Communications	3,000	3,000	6,412	(3,412)
5915 Postage and Delivery	2,000	2,000	1,791	209
SUBTOTAL - Services & Other Operating Exp.	675,372	709,346	588,908	120,438
Capital Outlay & Depreciation				
6900 Depreciation	11,400	18,908	11,392	7,516
SUBTOTAL - Capital Outlay & Depreciation	11,400	18,908	11,392	7,516
Other Outflows				
7999 Uncategorized Expense	-	-	(129)	129
SUBTOTAL - Other Outflows	-	-	(129)	129
TOTAL EXPENSES	2,311,546	2,672,550	2,136,707	535,843

MSA-6
Income Statement
As of Jun FY2018 - Unaudited

	Adopted Budget	2nd Interim Approved Budget	FY18 Unaudited Actual	2nd Int. Budget vs. Actual
SUMMARY				
Revenue				
LCFF Entitlement	1,574,417	1,490,511	1,449,785	(40,726)
Federal Revenue	170,405	175,551	167,651	(7,900)
Other State Revenues	220,619	288,267	325,170	36,903
Local Revenues	-	8,630	9,910	1,280
Fundraising and Grants	15,000	14,749	16,991	2,242
Total Revenue	1,980,442	1,977,707	1,969,508	(8,200)
Expenses				
Compensation and Benefits	1,173,022	1,182,176	1,044,615	137,562
Books and Supplies	127,250	196,445	85,824	110,621
Services and Other Operating Expenditures	509,765	514,556	463,542	51,014
Depreciation	28,726	28,726	28,726	(0)
Other Outflows	-	-	1,821	(1,821)
Total Expenses	1,838,764	1,921,903	1,624,527	297,376
Operating Income	141,678	55,804	344,980	289,176
Fund Balance				
Beginning Balance (Unaudited)	1,119,974	1,119,974	1,119,974	
Audit Adjustment	-	138,947	138,947	
Operating Income	141,678	55,804	344,980	
Ending Fund Balance	1,261,652	1,314,725	1,603,901	
Fund Balance as a % of Expenses	69%	68%	99%	
KEY ASSUMPTIONS				
Total Enrolled	174	164		
Total ADA	168.8	159.4	155.1	(4.3)
REVENUE				

MSA-6**Income Statement****As of Jun FY2018 - Unaudited**

	Adopted Budget	2nd Interim Approved Budget	FY18 Unaudited Actual	2nd Int. Budget vs. Actual
LCFF Entitlement				
8011 Charter Schools LCFF - State Aid	1,004,648	954,121	863,117	(91,004)
8012 Education Protection Account Entitlement	211,542	198,089	212,391	14,302
8019 State Aid - Prior Years	-	-	11	11
8096 Charter Schools in Lieu of Property Taxes	358,227	338,301	374,266	35,965
SUBTOTAL - LCFF Entitlement	1,574,417	1,490,511	1,449,785	(40,726)
Federal Revenue				
8181 Special Education - Entitlement	33,057	31,204	30,174	(1,030)
8220 Child Nutrition Programs	54,279	54,279	42,462	(11,817)
8291 Title I	52,283	60,463	62,039	1,576
8292 Title II	8,586	7,405	7,541	136
8296 Other Federal Revenue	22,200	22,200	25,447	3,247
8297 PY Federal - Not Accrued	-	-	(12)	(12)
SUBTOTAL - Federal Revenue	170,405	175,551	167,651	(7,900)
Other State Revenue				
8319 Other State Apportionments - Prior Years	-	110	2,801	2,691
8381 Special Education - Entitlement (State)	96,526	91,197	89,666	(1,532)
8520 Child Nutrition - State	3,800	3,800	3,523	(276)
8545 School Facilities Apportionments	85,500	68,400	103,131	34,731
8550 Mandated Cost Reimbursements	2,397	27,942	27,942	0
8560 State Lottery Revenue	32,397	30,922	32,211	1,289
8593 Prop 39 Clean Energy	-	65,896	65,896	-
SUBTOTAL - Other State Revenue	220,619	288,267	325,170	36,903
Local Revenue				
8690 Other Local Revenue	-	2,149	949	(1,200)
8715 Option 3	-	6,482	8,961	2,480
8910 Contributions from Unrestricted Resource (0000-0)	-	0	-	(0)
SUBTOTAL - Local Revenue	-	8,630	9,910	1,280
Fundraising and Grants				
8802 Donations - Private	5,000	5,949	3,887	(2,062)
8803 Fundraising	10,000	8,800	13,104	4,304

MSA-6
Income Statement
As of Jun FY2018 - Unaudited

	Adopted Budget	2nd Interim Approved Budget	FY18 Unaudited Actual	2nd Int. Budget vs. Actual
SUBTOTAL - Fundraising and Grants	15,000	14,749	16,991	2,242
TOTAL REVENUE	1,980,442	1,977,707	1,969,508	(8,200)
EXPENSES				
Compensation & Benefits				
Certificated Salaries				
1100 Teachers Salaries	406,727	526,350	498,085	28,265
1300 Certificated Supervisor & Administrator Salaries	311,075	175,824	182,160	(6,336)
SUBTOTAL - Certificated Salaries	717,802	702,174	680,246	21,928
Classified Salaries				
2400 Classified Clerical & Office Salaries	120,575	64,404	47,670	16,734
2900 Classified Other Salaries	19,200	95,040	59,665	35,374
SUBTOTAL - Classified Salaries	139,775	159,444	107,336	52,108
Employee Benefits				
3100 STRS	101,450	98,618	96,199	2,419
3200 PERS	15,496	24,763	15,954	8,809
3300 OASDI-Medicare-Alternative	22,015	23,541	17,902	5,639
3400 Health & Welfare Benefits	157,651	157,651	117,176	40,475
3500 Unemployment Insurance	3,429	542	(4)	546
3600 Workers Comp Insurance	9,656	9,702	8,651	1,051
3900 Other Employee Benefits	5,748	5,741	1,155	4,586
SUBTOTAL - Employee Benefits	315,445	320,558	257,033	63,526
Books & Supplies				
4100 Approved Textbooks & Core Curricula Materials	25,000	25,000	3,510	21,490
4200 Books & Other Reference Materials	1,030	1,030	-	1,030
4315 Custodial Supplies	-	-	172	(172)
4320 Educational Software	14,420	14,420	13,785	635
4325 Instructional Materials & Supplies	4,740	6,976	6,661	315
4326 Art & Music Supplies	-	-	212	(212)

MSA-6**Income Statement****As of Jun FY2018 - Unaudited**

	Adopted Budget	2nd Interim Approved Budget	FY18 Unaudited Actual	2nd Int. Budget vs. Actual
4330 Office Supplies	5,000	12,200	8,805	3,395
4335 PE Supplies	2,060	2,060	961	1,099
4345 Non Instructional Student Materials & Supplies	2,575	2,575	1,902	673
4346 Teacher Supplies	1,030	1,599	1,417	182
4351 Yearbook	-	-	1,202	(1,202)
4400 Noncapitalized Equipment	1,000	61,102	-	61,102
4410 Classroom Furniture, Equipment & Supplies	2,060	1,052	1,551	(499)
4430 Non Classroom Related Furniture, Equipment & Supplies	-	3,000	2,029	971
4700 Food	66,790	-	-	-
4710 Student Food Services	-	63,886	41,607	22,279
4720 Other Food	1,545	1,545	2,012	(467)
SUBTOTAL - Books and Supplies	127,250	196,445	85,824	110,621
Services & Other Operating Expenses				
5101 CMO Fees	78,568	-	-	-
5210 Conference Fees	1,030	632	225	407
5215 Travel - Mileage, Parking, Tolls	1,500	1,500	513	987
5220 Travel and Lodging	-	398	458	(60)
5300 Dues & Memberships	1,881	1,881	1,492	389
5450 Insurance - Other	10,133	9,792	10,404	(612)
5500 Operations & Housekeeping	4,120	4,120	729	3,391
5510 Utilities - Gas and Electric	7,700	7,700	7,834	(134)
5605 Equipment Leases	4,944	4,944	5,793	(849)
5610 Rent	114,000	114,000	114,000	-
5615 Repairs and Maintenance - Building	17,060	16,337	11,889	4,448
5803 Accounting Fees	4,635	4,635	-	4,635
5809 Banking Fees	515	515	-	515
5819 School Programs - Other	3,000	3,000	2,706	294
5820 Consultants - Non Instructional	8,240	8,240	6,139	2,101
5822 Other Professional Services	27,596	27,596	24,399	3,197
5824 District Oversight Fees	15,744	14,905	14,498	407
5830 Field Trips Expenses	10,300	15,300	7,522	7,778
5833 Fines and Penalties	-	723	2,926	(2,203)
5845 Legal Fees	5,000	5,000	630	4,370
5851 Marketing and Student Recruiting	18,540	9,284	9,345	(61)

MSA-6**Income Statement****As of Jun FY2018 - Unaudited**

	Adopted Budget	2nd Interim Approved Budget	FY18 Unaudited Actual	2nd Int. Budget vs. Actual
5857 Payroll Fees	10,403	10,403	8,142	2,261
5858 CMO Fees Expense	-	80,793	82,190	(1,397)
5861 Prior Yr Exp (not accrued)	-	3,400	1,936	1,465
5863 Professional Development	15,000	18,000	384	17,616
5864 Professional Development - Tuition Reimbursement	25,000	28,000	22,910	5,090
5869 Special Education Contract Instructors	35,000	35,000	39,134	(4,134)
5872 Special Education Encroachment	25,917	24,480	23,968	512
5884 Substitutes	15,000	15,000	15,280	(280)
5887 Technology Services	41,820	41,857	28,529	13,328
5898 Bad Debt Expense	0	0	12,220	(12,219)
5900 Communications	3,000	3,000	5,479	(2,479)
5915 Postage and Delivery	4,120	4,120	1,871	2,249
SUBTOTAL - Services & Other Operating Exp.	509,765	514,556	463,542	51,014
Capital Outlay & Depreciation				
6900 Depreciation	28,726	28,726	28,726	(0)
SUBTOTAL - Capital Outlay & Depreciation	28,726	28,726	28,726	(0)
Other Outflows				
7999 Uncategorized Expense	-	-	1,821	(1,821)
SUBTOTAL - Other Outflows	-	-	1,821	(1,821)
TOTAL EXPENSES	1,838,764	1,921,903	1,624,527	297,376

MSA-7
Income Statement
As of Jun FY2018 - Unaudited

	Adopted Budget	2nd Interim Approved Budget	FY18 Unaudited Actual	2nd Int. Budget vs. Actual
SUMMARY				
Revenue				
LCFF Entitlement	2,658,045	2,574,310	2,565,977	(8,333)
Federal Revenue	235,853	251,998	261,610	9,612
Other State Revenues	564,241	802,711	877,179	74,469
Local Revenues	53,168	53,111	55,539	2,428
Fundraising and Grants	11,000	12,898	18,666	5,769
Total Revenue	3,522,307	3,695,027	3,778,971	83,944
Expenses				
Compensation and Benefits	1,682,985	1,672,036	1,622,366	49,670
Books and Supplies	188,317	419,268	190,976	228,291
Services and Other Operating Expenditures	1,551,087	1,469,252	1,461,951	7,301
Depreciation	45,159	44,909	18,515	26,394
Other Outflows	-	-	(703)	703
Total Expenses	3,467,548	3,605,465	3,293,106	312,359
Operating Income	54,759	89,561	485,865	396,304
Fund Balance				
Beginning Balance (Unaudited)	901,012	901,012	901,012	
Audit Adjustment	-	111,318	111,318	
Operating Income	54,759	89,561	485,865	
Ending Fund Balance	955,771	1,101,891	1,498,195	
Fund Balance as a % of Expenses	28%	31%	45%	
KEY ASSUMPTIONS				
Total Enrolled	295	286		
Total ADA	283.2	274.1	274.8	0.7
REVENUE				

MSA-7**Income Statement****As of Jun FY2018 - Unaudited**

	Adopted Budget	2nd Interim Approved Budget	FY18 Unaudited Actual	2nd Int. Budget vs. Actual
LCFF Entitlement				
8011 Charter Schools LCFF - State Aid	1,713,079	1,662,389	1,538,591	(123,798)
8012 Education Protection Account Entitlement	343,888	330,075	364,463	34,388
8019 State Aid - Prior Years	-	-	20	20
8096 Charter Schools in Lieu of Property Taxes	601,078	581,845	662,903	81,058
SUBTOTAL - LCFF Entitlement	2,658,045	2,574,310	2,565,977	(8,333)
Federal Revenue				
8181 Special Education - Entitlement	55,467	53,668	53,444	(224)
8220 Child Nutrition Programs	78,624	78,624	77,283	(1,341)
8291 Title I	72,015	91,635	94,031	2,396
8292 Title II	13,491	11,815	12,033	218
8296 Other Federal Revenue	16,256	16,256	24,838	8,582
8297 PY Federal - Not Accrued	-	-	(20)	(20)
SUBTOTAL - Federal Revenue	235,853	251,998	261,610	9,612
Other State Revenue				
8319 Other State Apportionments - Prior Years	-	557	4,652	4,095
8381 Special Education - Entitlement (State)	161,963	156,851	158,816	1,965
8520 Child Nutrition - State	6,152	6,152	5,992	(160)
8545 School Facilities Apportionments	187,802	163,922	229,208	65,286
8550 Mandated Cost Reimbursements	3,963	46,206	46,206	0
8560 State Lottery Revenue	54,360	53,183	56,465	3,282
8593 Prop 39 Clean Energy	-	212,040	212,040	-
8596 ASES	150,000	163,800	163,800	-
SUBTOTAL - Other State Revenue	564,241	802,711	877,179	74,469
Local Revenue				
8634 Food Service Sales	10,560	10,560	10,828	268
8682 Summer Program	26,848	32,504	32,504	-
8690 Other Local Revenue	15,759	1,898	1,898	(0)
8715 Option 3	-	8,148	10,215	2,067
8720 Revenue Program 20	-	-	94	94
SUBTOTAL - Local Revenue	53,168	53,111	55,539	2,428

MSA-7**Income Statement****As of Jun FY2018 - Unaudited**

	Adopted Budget	2nd Interim Approved Budget	FY18 Unaudited Actual	2nd Int. Budget vs. Actual
Fundraising and Grants				
8802 Donations - Private	1,000	2,898	-	(2,898)
8803 Fundraising	10,000	10,000	18,666	8,666
SUBTOTAL - Fundraising and Grants	11,000	12,898	18,666	5,769
TOTAL REVENUE	3,522,307	3,695,027	3,778,971	83,944
EXPENSES				
Compensation & Benefits				
Certificated Salaries				
1100 Teachers Salaries	859,400	843,318	823,003	20,315
1300 Certificated Supervisor & Administrator Salaries	160,000	167,241	166,851	390
SUBTOTAL - Certificated Salaries	1,019,400	1,010,559	989,855	20,704
Classified Salaries				
2400 Classified Clerical & Office Salaries	79,040	71,200	91,757	(20,557)
2900 Classified Other Salaries	175,303	181,703	158,025	23,678
SUBTOTAL - Classified Salaries	254,343	252,903	249,782	3,121
Employee Benefits				
3100 STRS	136,082	141,816	140,104	1,712
3200 PERS	38,725	38,737	32,737	5,999
3300 OASDI-Medicare-Alternative	38,972	35,722	33,475	2,247
3400 Health & Welfare Benefits	177,244	177,244	162,094	15,151
3500 Unemployment Insurance	3,637	828	204	624
3600 Workers Comp Insurance	14,342	14,227	14,116	111
3900 Other Employee Benefits	238	-	0	(0)
SUBTOTAL - Employee Benefits	409,241	408,574	382,730	25,844
Books & Supplies				
4100 Approved Textbooks & Core Curricula Materials	22,000	28,000	28,354	(354)
4200 Books & Other Reference Materials	1,000	1,000	229	771
4315 Custodial Supplies	8,000	8,000	4,425	3,575

MSA-7**Income Statement****As of Jun FY2018 - Unaudited**

		Adopted Budget	2nd Interim Approved Budget	FY18 Unaudited Actual	2nd Int. Budget vs. Actual
4320	Educational Software	12,149	16,649	16,569	80
4325	Instructional Materials & Supplies	10,871	9,183	10,874	(1,691)
4326	Art & Music Supplies	5,000	3,000	370	2,630
4330	Office Supplies	5,000	7,000	10,935	(3,935)
4335	PE Supplies	2,000	2,000	2,094	(94)
4345	Non Instructional Student Materials & Supplies	1,500	1,500	2,634	(1,134)
4346	Teacher Supplies	2,400	2,400	229	2,171
4351	Yearbook	760	760	1,524	(764)
4361	PY Supplies Expenses (not accrued)	-	1,866	1,866	0
4400	Noncapitalized Equipment	-	222,040	9,766	212,274
4410	Classroom Furniture, Equipment & Supplies	2,991	3,201	3,896	(695)
4420	Computers (individual items less than \$5k)	-	1,000	891	109
4430	Non Classroom Related Furniture, Equipment & Supplies	3,009	4,799	6,915	(2,116)
4700	Food	109,638	-	-	-
4710	Student Food Services	-	104,870	88,085	16,784
4720	Other Food	2,000	2,000	1,320	680
	SUBTOTAL - Books and Supplies	188,317	419,268	190,976	228,291
	Services & Other Operating Expenses				
5101	CMO Fees	654,729	-	-	-
5210	Conference Fees	1,000	1,000	-	1,000
5215	Travel - Mileage, Parking, Tolls	1,000	2,000	1,553	447
5220	Travel and Lodging	1,272	1,272	240	1,032
5300	Dues & Memberships	9,000	9,000	3,750	5,250
5450	Insurance - Other	17,141	16,456	17,364	(908)
5500	Operations & Housekeeping	10,000	10,000	11,017	(1,017)
5510	Utilities - Gas and Electric	61,248	61,248	46,383	14,865
5605	Equipment Leases	8,400	8,400	7,538	862
5610	Rent	270,035	273,203	271,754	1,449
5615	Repairs and Maintenance - Building	20,000	10,000	21,322	(11,322)
5617	Repairs and Maintenance - Other Equipment	1,000	1,000	-	1,000
5803	Accounting Fees	10,300	10,300	-	10,300
5809	Banking Fees	3,000	2,877	(154)	3,031
5813	School Programs - After School Program	150,000	163,800	163,800	-
5814	School Programs - Academic Competitions	1,000	1,000	582	418

MSA-7**Income Statement****As of Jun FY2018 - Unaudited**

		Adopted Budget	2nd Interim Approved Budget	FY18 Unaudited Actual	2nd Int. Budget vs. Actual
5819	School Programs - Other	4,000	4,000	6,300	(2,300)
5820	Consultants - Non Instructional	8,584	8,584	8,654	(70)
5822	Other Professional Services	17,596	31,252	36,153	(4,901)
5824	District Oversight Fees	26,580	25,743	25,660	84
5830	Field Trips Expenses	5,000	8,000	4,098	3,902
5833	Fines and Penalties	-	123	1,888	(1,765)
5845	Legal Fees	6,000	8,000	8,130	(130)
5851	Marketing and Student Recruiting	1,000	3,000	-	3,000
5857	Payroll Fees	14,420	14,420	12,070	2,350
5858	CMO Fees Expense	-	538,623	547,935	(9,312)
5861	Prior Yr Exp (not accrued)	-	3,019	1,621	1,398
5863	Professional Development	4,000	4,000	2,264	1,736
5864	Professional Development - Tuition Reimbursement	14,200	14,200	13,124	1,076
5869	Special Education Contract Instructors	114,324	114,324	115,872	(1,548)
5872	Special Education Encroachment	43,486	42,104	42,452	(348)
5884	Substitutes	25,000	30,000	51,696	(21,696)
5887	Technology Services	40,170	40,705	32,391	8,313
5898	Bad Debt Expense	-	-	2,544	(2,544)
5899	Miscellaneous Operating Expenses	0	-	-	-
5900	Communications	4,000	4,000	1,779	2,221
5915	Postage and Delivery	3,600	3,600	2,170	1,430
	SUBTOTAL - Services & Other Operating Exp.	1,551,087	1,469,252	1,461,951	7,301
	Capital Outlay & Depreciation				
6900	Depreciation	45,159	44,909	18,515	26,394
	SUBTOTAL - Capital Outlay & Depreciation	45,159	44,909	18,515	26,394
	Other Outflows				
7999	Uncategorized Expense	-	-	(703)	703
	SUBTOTAL - Other Outflows	-	-	(703)	703
	TOTAL EXPENSES	3,467,548	3,605,465	3,293,106	312,359

MSA-8
Income Statement
As of Jun FY2018 - Unaudited

	Adopted Budget	2nd Interim Approved Budget	FY18 Unaudited Actual	2nd Int. Budget vs. Actual
SUMMARY				
Revenue				
LCFF Entitlement	4,656,757	4,525,841	4,538,699	12,858
Federal Revenue	304,497	336,842	342,604	5,762
Other State Revenues	528,197	840,876	851,386	10,511
Local Revenues	34,273	42,972	51,358	8,386
Fundraising and Grants	20,000	22,236	23,598	1,362
Total Revenue	5,543,724	5,768,767	5,807,645	38,878
Expenses				
Compensation and Benefits	2,782,961	2,754,796	2,608,479	146,318
Books and Supplies	426,715	643,235	304,440	338,795
Services and Other Operating Expenditures	2,090,297	2,206,121	2,120,328	85,793
Depreciation	96,064	96,064	57,572	38,492
Other Outflows	-	-	(492)	492
Total Expenses	5,396,037	5,700,216	5,090,327	609,889
Operating Income	147,687	68,551	717,318	648,767
Fund Balance				
Beginning Balance (Unaudited)	3,045,002	3,045,002	3,045,002	
Audit Adjustment	-	321,397	321,397	
Operating Income	147,687	68,551	717,318	
Ending Fund Balance	3,192,689	3,434,950	4,083,717	
Fund Balance as a % of Expenses	59%	60%	80%	
KEY ASSUMPTIONS				
Total Enrolled	495	480		
Total ADA	486.2	471.6	472.9	1.3
REVENUE				

MSA-8**Income Statement****As of Jun FY2018 - Unaudited**

	Adopted Budget	2nd Interim Approved Budget	FY18 Unaudited Actual	2nd Int. Budget vs. Actual
LCFF Entitlement				
8011 Charter Schools LCFF - State Aid	3,013,672	2,936,992	2,748,440	(188,552)
8012 Education Protection Account Entitlement	611,114	587,800	649,285	61,485
8019 State Aid - Prior Years	-	-	33	33
8096 Charter Schools in Lieu of Property Taxes	1,031,971	1,001,049	1,140,941	139,892
SUBTOTAL - LCFF Entitlement	4,656,757	4,525,841	4,538,699	12,858
Federal Revenue				
8181 Special Education - Entitlement	95,230	92,335	91,985	(350)
8291 Title I	181,156	220,051	225,748	5,697
8292 Title II	28,111	24,456	24,905	449
8297 PY Federal - Not Accrued	-	-	(34)	(34)
SUBTOTAL - Federal Revenue	304,497	336,842	342,604	5,762
Other State Revenue				
8319 Other State Apportionments - Prior Years	-	9,791	9,874	83
8381 Special Education - Entitlement (State)	278,070	269,858	273,344	3,485
8550 Mandated Cost Reimbursements	6,799	79,268	79,268	0
8560 State Lottery Revenue	93,329	91,500	98,441	6,941
8593 Prop 39 Clean Energy	-	226,659	226,659	-
8596 ASES	150,000	163,800	163,800	-
SUBTOTAL - Other State Revenue	528,197	840,876	851,386	10,511
Local Revenue				
8682 Summer Program	34,273	26,222	26,222	-
8690 Other Local Revenue	-	2,236	2,236	-
8715 Option 3	-	14,514	22,767	8,253
8720 Revenue Program 20	-	-	132	132
8910 Contributions from Unrestricted Resource (0000-0)	-	0	-	(0)
SUBTOTAL - Local Revenue	34,273	42,972	51,358	8,386
Fundraising and Grants				
8802 Donations - Private	-	2,236	48	(2,189)
8803 Fundraising	20,000	20,000	23,551	3,551
SUBTOTAL - Fundraising and Grants	20,000	22,236	23,598	1,362

MSA-8
Income Statement
As of Jun FY2018 - Unaudited

	Adopted Budget	2nd Interim Approved Budget	FY18 Unaudited Actual	2nd Int. Budget vs. Actual
TOTAL REVENUE	5,543,724	5,768,767	5,807,645	38,878
EXPENSES				
Compensation & Benefits				
Certificated Salaries				
1100 Teachers Salaries	1,470,435	1,412,823	1,285,311	127,511
1300 Certificated Supervisor & Administrator Salaries	313,320	385,409	347,628	37,780
SUBTOTAL - Certificated Salaries	1,783,755	1,798,231	1,632,940	165,292
Classified Salaries				
2400 Classified Clerical & Office Salaries	128,378	127,982	133,546	(5,564)
2900 Classified Other Salaries	207,251	175,118	211,003	(35,886)
SUBTOTAL - Classified Salaries	335,628	303,100	344,549	(41,449)
Employee Benefits				
3100 STRS	247,439	245,921	232,680	13,241
3200 PERS	52,126	47,074	44,743	2,331
3300 OASDI-Medicare-Alternative	55,818	55,090	47,781	7,309
3400 Health & Welfare Benefits	279,968	279,968	279,621	348
3500 Unemployment Insurance	4,060	1,277	2,326	(1,049)
3600 Workers Comp Insurance	23,864	23,661	23,365	296
3900 Other Employee Benefits	302	475	475	-
SUBTOTAL - Employee Benefits	663,577	653,465	630,990	22,475
Books & Supplies				
4100 Approved Textbooks & Core Curricula Materials	50,000	50,000	26,225	23,775
4200 Books & Other Reference Materials	1,000	1,000	876	124
4320 Educational Software	20,000	44,635	46,068	(1,433)
4325 Instructional Materials & Supplies	40,000	42,420	33,543	8,877
4326 Art & Music Supplies	7,500	7,500	7,212	288
4330 Office Supplies	6,700	14,700	20,273	(5,573)
4335 PE Supplies	2,500	2,500	-	2,500

MSA-8**Income Statement****As of Jun FY2018 - Unaudited**

	Adopted Budget	2nd Interim Approved Budget	FY18 Unaudited Actual	2nd Int. Budget vs. Actual
4345 Non Instructional Student Materials & Supplies	5,000	5,000	4,565	435
4346 Teacher Supplies	5,000	5,000	106	4,894
4350 Uniforms	515	515	2,778	(2,263)
4351 Yearbook	1,500	1,500	1,631	(131)
4400 Noncapitalized Equipment	11,000	237,659	230	237,429
4410 Classroom Furniture, Equipment & Supplies	1,000	1,000	402	598
4420 Computers (individual items less than \$5k)	15,000	15,000	10,246	4,754
4430 Non Classroom Related Furniture, Equipment & Supplies	5,000	5,000	5,840	(840)
4700 Food	250,000	-	-	-
4710 Student Food Services	-	204,806	141,381	63,425
4720 Other Food	5,000	5,000	3,063	1,937
SUBTOTAL - Books and Supplies	426,715	643,235	304,440	338,795
Services & Other Operating Expenses				
5101 CMO Fees	1,047,567	-	-	-
5210 Conference Fees	10,000	10,000	-	10,000
5215 Travel - Mileage, Parking, Tolls	5,000	5,000	362	4,638
5220 Travel and Lodging	10,000	10,000	2,025	7,975
5300 Dues & Memberships	7,500	7,500	4,970	2,530
5450 Insurance - Other	25,859	28,360	27,183	1,177
5500 Operations & Housekeeping	35,000	35,000	3,356	31,644
5605 Equipment Leases	50,000	50,000	42,458	7,542
5611 Prop 39 Related Costs	235,830	235,830	318,111	(82,281)
5617 Repairs and Maintenance - Other Equipment	3,000	3,000	-	3,000
5803 Accounting Fees	15,450	15,450	-	15,450
5809 Banking Fees	500	500	-	500
5813 School Programs - After School Program	150,000	163,800	164,300	(500)
5814 School Programs - Academic Competitions	-	-	600	(600)
5819 School Programs - Other	515	1,000	3,103	(2,103)
5820 Consultants - Non Instructional	13,000	13,000	9,619	3,381
5822 Other Professional Services	45,000	58,656	35,187	23,469
5824 District Oversight Fees	45,221	45,258	45,387	(128)
5830 Field Trips Expenses	20,000	20,000	25,203	(5,203)
5833 Fines and Penalties	-	1,161	2,395	(1,234)
5845 Legal Fees	13,000	13,000	630	12,370

MSA-8**Income Statement****As of Jun FY2018 - Unaudited**

	Adopted Budget	2nd Interim Approved Budget	FY18 Unaudited Actual	2nd Int. Budget vs. Actual
5848 Licenses and Other Fees	-	-	182	(182)
5851 Marketing and Student Recruiting	8,000	8,000	7,148	852
5857 Payroll Fees	16,995	16,995	13,887	3,108
5858 CMO Fees Expense	-	1,077,245	1,095,870	(18,625)
5861 Prior Yr Exp (not accrued)	-	(1,161)	28,281	(29,442)
5863 Professional Development	8,300	8,300	6,556	1,744
5864 Professional Development - Tuition Reimbursement	75,500	75,500	50,255	25,245
5869 Special Education Contract Instructors	55,000	55,000	46,399	8,601
5872 Special Education Encroachment	74,660	72,439	73,066	(627)
5884 Substitutes	64,750	64,750	89,394	(24,644)
5887 Technology Services	42,650	98,538	16,858	81,680
5898 Bad Debt Expense	-	-	2,996	(2,996)
5899 Miscellaneous Operating Expenses	0	0	-	0
5900 Communications	-	2,000	-	2,000
5915 Postage and Delivery	12,000	12,000	4,547	7,453
SUBTOTAL - Services & Other Operating Exp.	2,090,297	2,206,121	2,120,328	85,793
Capital Outlay & Depreciation				
6900 Depreciation	96,064	96,064	57,572	38,492
SUBTOTAL - Capital Outlay & Depreciation	96,064	96,064	57,572	38,492
Other Outflows				
7999 Uncategorized Expense	-	-	(492)	492
SUBTOTAL - Other Outflows	-	-	(492)	492
TOTAL EXPENSES	5,396,037	5,700,216	5,090,327	609,889

MSA-SA
Income Statement
As of Jun FY2018 - Unaudited

	Adopted Budget	2nd Interim Approved Budget	FY18 Unaudited Actual	2nd Int. Budget vs. Actual
SUMMARY				
Revenue				
LCFF Entitlement	7,467,687	6,793,513	6,682,934	(110,579)
Federal Revenue	658,206	662,529	678,693	16,164
Other State Revenues	585,070	638,830	726,805	87,975
Local Revenues	64,612	56,723	58,161	1,438
Fundraising and Grants	32,446	48,358	54,661	6,303
Total Revenue	8,808,020	8,199,952	8,201,254	1,302
Expenses				
Compensation and Benefits	4,576,489	4,493,395	4,789,691	(296,296)
Books and Supplies	733,114	677,539	608,163	69,376
Services and Other Operating Expenditures	2,490,994	2,324,944	2,201,948	122,995
Depreciation	505,350	505,350	527,830	(22,480)
Other Outflows	173,107	173,107	448,337	(275,229)
Total Expenses	8,479,055	8,174,335	8,575,970	(401,634)
Operating Income	328,966	25,617	(374,716)	(400,332)
Fund Balance				
Beginning Balance (Unaudited)	7,875,025	7,875,025	7,875,025	
Audit Adjustment	-	1,987	1,987	
Operating Income	328,966	25,617	(374,716)	
Ending Fund Balance	8,203,991	7,902,629	7,502,296	
Fund Balance as a % of Expenses	97%	97%	87%	
KEY ASSUMPTIONS				
Total Enrolled	812	740		
Total ADA	779.5	710.4	698.7	(11.7)
REVENUE				

MSA-SA**Income Statement****As of Jun FY2018 - Unaudited**

	Adopted Budget	2nd Interim Approved Budget	FY18 Unaudited Actual	2nd Int. Budget vs. Actual
LCFF Entitlement				
8011 Charter Schools LCFF - State Aid	5,463,689	4,967,209	4,635,651	(331,558)
8012 Education Protection Account Entitlement	155,904	142,080	139,732	(2,348)
8096 Charter Schools in Lieu of Property Taxes	1,848,094	1,684,223	1,907,551	223,328
SUBTOTAL - LCFF Entitlement	7,467,687	6,793,513	6,682,934	(110,579)
Federal Revenue				
8181 Special Education - Entitlement	78,500	78,500	82,591	4,091
8220 Child Nutrition Programs	265,178	265,178	276,040	10,862
8291 Title I	259,460	225,436	231,305	5,869
8292 Title II	32,868	27,207	27,708	501
8293 Title III	-	5,159	-	(5,159)
8296 Other Federal Revenue	22,200	61,049	61,049	0
SUBTOTAL - Federal Revenue	658,206	662,529	678,693	16,164
Other State Revenue				
8319 Other State Apportionments - Prior Years	-	9,950	30,251	20,301
8381 Special Education - Entitlement (State)	400,673	365,146	359,111	(6,034)
8382 Special Education Reimbursements (State) - MH	-	-	63,360	63,360
8520 Child Nutrition - State	23,251	23,251	22,655	(596)
8550 Mandated Cost Reimbursements	11,518	102,666	102,666	0
8560 State Lottery Revenue	149,628	137,818	148,762	10,944
SUBTOTAL - Other State Revenue	585,070	638,830	726,805	87,975
Local Revenue				
8634 Food Service Sales	14,459	14,459	19,550	5,091
8660 Interest	1,000	4,200	3,818	(382)
8682 Summer Program	39,108	28,020	28,020	-
8690 Other Local Revenue	10,045	10,045	4,812	(5,233)
8699 All Other Local Revenue	-	-	3	3
8720 Revenue Program 20	-	-	1,958	1,958
8910 Contributions from Unrestricted Resource (0000-0)	-	0	-	(0)
8999 Uncategorized Revenue	-	-	1	1
SUBTOTAL - Local Revenue	64,612	56,723	58,161	1,438

MSA-SA
Income Statement
As of Jun FY2018 - Unaudited

	Adopted Budget	2nd Interim Approved Budget	FY18 Unaudited Actual	2nd Int. Budget vs. Actual
Fundraising and Grants				
8802 Donations - Private	30,000	29,812	16,022	(13,790)
8803 Fundraising	2,446	18,546	38,639	20,093
SUBTOTAL - Fundraising and Grants	32,446	48,358	54,661	6,303
TOTAL REVENUE	8,808,020	8,199,952	8,201,254	1,302
EXPENSES				
Compensation & Benefits				
Certificated Salaries				
1100 Teachers Salaries	2,287,119	2,217,379	2,286,578	(69,198)
1300 Certificated Supervisor & Administrator Salaries	644,782	562,372	591,775	(29,403)
SUBTOTAL - Certificated Salaries	2,931,901	2,779,751	2,878,353	(98,602)
Classified Salaries				
2400 Classified Clerical & Office Salaries	166,916	215,282	245,443	(30,161)
2900 Classified Other Salaries	345,725	386,479	535,943	(149,465)
SUBTOTAL - Classified Salaries	512,641	601,761	781,387	(179,626)
Employee Benefits				
3100 STRS	394,920	392,456	401,536	(9,081)
3200 PERS	72,853	63,319	73,135	(9,816)
3300 OASDI-Medicare-Alternative	93,826	90,063	104,896	(14,833)
3400 Health & Welfare Benefits	505,621	505,621	501,902	3,719
3500 Unemployment Insurance	4,722	2,293	1,448	845
3600 Workers Comp Insurance	38,786	38,076	47,048	(8,972)
3900 Other Employee Benefits	21,219	20,056	(13)	20,070
SUBTOTAL - Employee Benefits	1,131,948	1,111,884	1,129,952	(18,068)
Books & Supplies				
4100 Approved Textbooks & Core Curricula Materials	46,800	62,845	62,959	(113)
4200 Books & Other Reference Materials	20,000	5,000	10,628	(5,628)
4315 Custodial Supplies	30,000	20,000	14,539	5,461

MSA-SA
Income Statement
As of Jun FY2018 - Unaudited

	Adopted Budget	2nd Interim Approved Budget	FY18 Unaudited Actual	2nd Int. Budget vs. Actual
4320 Educational Software	45,000	61,070	51,256	9,815
4325 Instructional Materials & Supplies	50,000	54,995	37,858	17,138
4326 Art & Music Supplies	10,000	5,000	3,442	1,558
4330 Office Supplies	5,000	12,865	14,369	(1,504)
4335 PE Supplies	57,500	7,500	5,943	1,557
4345 Non Instructional Student Materials & Supplies	15,000	11,254	11,636	(382)
4346 Teacher Supplies	10,000	10,000	4,014	5,986
4361 PY Supplies Expenses (not accrued)	-	2,158	2,158	0
4400 Noncapitalized Equipment	10,500	20,462	23,617	(3,155)
4410 Classroom Furniture, Equipment & Supplies	75,000	60,038	34,405	25,633
4420 Computers (individual items less than \$5k)	2,500	2,500	-	2,500
4430 Non Classroom Related Furniture, Equipment & Supplies	2,493	2,493	1,743	750
4700 Food	348,321	-	173	(173)
4710 Student Food Services	-	333,176	321,725	11,452
4720 Other Food	5,000	6,181	7,699	(1,518)
SUBTOTAL - Books and Supplies	733,114	677,539	608,163	69,376
Services & Other Operating Expenses				
5101 CMO Fees	1,047,567	-	-	-
5210 Conference Fees	8,809	8,809	1,169	7,640
5215 Travel - Mileage, Parking, Tolls	7,000	2,921	2,593	328
5220 Travel and Lodging	-	4,623	4,561	62
5300 Dues & Memberships	6,000	8,690	8,759	(69)
5450 Insurance - Other	21,456	30,180	29,429	751
5500 Operations & Housekeeping	40,000	25,000	25,163	(163)
5510 Utilities - Gas and Electric	100,000	100,000	83,293	16,707
5605 Equipment Leases	47,344	47,344	37,211	10,133
5610 Rent	299,681	271,403	38	271,365
5615 Repairs and Maintenance - Building	50,000	50,000	40,873	9,127
5617 Repairs and Maintenance - Other Equipment	-	-	603	(603)
5803 Accounting Fees	11,000	11,000	-	11,000
5809 Banking Fees	7,460	2,760	2,470	290
5813 School Programs - After School Program	5,000	5,000	4,174	826
5814 School Programs - Academic Competitions	10,000	10,000	8,120	1,880
5819 School Programs - Other	-	95	16,154	(16,059)

MSA-SA
Income Statement
As of Jun FY2018 - Unaudited

	Adopted Budget	2nd Interim Approved Budget	FY18 Unaudited Actual	2nd Int. Budget vs. Actual
5820 Consultants - Non Instructional	10,000	-	95	(95)
5822 Other Professional Services	21,546	46,484	50,153	(3,669)
5824 District Oversight Fees	74,677	67,935	66,829	1,106
5830 Field Trips Expenses	25,000	25,000	24,752	248
5833 Fines and Penalties	-	-	3,777	(3,777)
5843 Interest - Loans Less than 1 Year	-	-	22	(22)
5845 Legal Fees	10,000	10,000	89,156	(79,156)
5848 Licenses and Other Fees	-	2,740	25,827	(23,087)
5851 Marketing and Student Recruiting	15,000	20,000	23,551	(3,551)
5857 Payroll Fees	31,544	31,544	35,463	(3,919)
5858 CMO Fees Expense	-	1,077,245	1,095,870	(18,625)
5861 Prior Yr Exp (not accrued)	-	462	(25,813)	26,275
5863 Professional Development	40,494	30,000	18,872	11,128
5864 Professional Development - Tuition Reimbursement	96,300	71,800	58,960	12,840
5869 Special Education Contract Instructors	275,000	200,000	210,580	(10,580)
5872 Special Education Encroachment	19,167	17,746	17,668	78
5884 Substitutes	90,640	80,000	160,354	(80,354)
5887 Technology Services	107,310	73,899	67,125	6,775
5900 Communications	3,000	3,000	9,394	(6,394)
5915 Postage and Delivery	10,000	10,000	4,703	5,297
SUBTOTAL - Services & Other Operating Exp.	2,490,994	2,324,944	2,201,948	122,995
Capital Outlay & Depreciation				
6900 Depreciation	505,350	505,350	527,830	(22,480)
SUBTOTAL - Capital Outlay & Depreciation	505,350	505,350	527,830	(22,480)
Other Outflows				
7438 Long term debt - Interest	173,107	173,107	446,968	(273,860)
7999 Uncategorized Expense	-	-	1,369	(1,369)
SUBTOTAL - Other Outflows	173,107	173,107	448,337	(275,229)
TOTAL EXPENSES	8,479,055	8,174,335	8,575,970	(401,634)

MSA-SD
Income Statement
As of Jun FY2018 - Unaudited

	Adopted Budget	2nd Interim Approved Budget	FY18 Unaudited Actual	2nd Int. Budget vs. Actual
SUMMARY				
Revenue				
LCFF Entitlement	3,298,113	2,960,085	2,947,210	(12,874)
Federal Revenue	125,122	131,511	127,665	(3,846)
Other State Revenues	393,481	635,855	686,139	50,284
Local Revenues	78,739	75,435	46,952	(28,482)
Fundraising and Grants	31,153	33,051	42,344	9,294
Total Revenue	3,926,609	3,835,935	3,850,311	14,376
Expenses				
Compensation and Benefits	2,210,402	2,199,260	2,223,864	(24,605)
Books and Supplies	144,548	330,564	101,248	229,316
Services and Other Operating Expenditures	1,352,286	1,437,066	1,578,002	(140,936)
Depreciation	30,295	30,295	30,567	(272)
Other Outflows	-	-	4	(4)
Total Expenses	3,737,532	3,997,185	3,933,685	63,500
Operating Income	189,077	(161,249)	(83,374)	77,876
Fund Balance				
Beginning Balance (Unaudited)	1,189,492	1,189,492	1,189,492	
Audit Adjustment	-	59,194	59,194	
Operating Income	189,077	(161,249)	(83,374)	
Ending Fund Balance	1,378,569	1,087,437	1,165,312	
Fund Balance as a % of Expenses	37%	27%	30%	
KEY ASSUMPTIONS				
Total Enrolled	450	405		
Total ADA	434.3	389.3	388.0	(1.3)
REVENUE				

MSA-SD**Income Statement****As of Jun FY2018 - Unaudited**

	Adopted Budget	2nd Interim Approved Budget	FY18 Unaudited Actual	2nd Int. Budget vs. Actual
LCFF Entitlement				
8011 Charter Schools LCFF - State Aid	865,497	779,329	626,159	(153,170)
8012 Education Protection Account Entitlement	86,850	77,858	77,596	(262)
8019 State Aid - Prior Years	-	-	(2,519)	(2,519)
8096 Charter Schools in Lieu of Property Taxes	2,345,766	2,102,898	2,245,974	143,076
SUBTOTAL - LCFF Entitlement	3,298,113	2,960,085	2,947,210	(12,874)
Federal Revenue				
8181 Special Education - Entitlement	53,500	53,500	55,190	1,690
8220 Child Nutrition Programs	28,455	28,455	22,045	(6,410)
8291 Title I	25,163	32,091	32,957	866
8292 Title II	7,804	7,265	7,404	139
8296 Other Federal Revenue	10,200	10,200	10,070	(130)
SUBTOTAL - Federal Revenue	125,122	131,511	127,665	(3,846)
Other State Revenue				
8319 Other State Apportionments - Prior Years	-	7,782	7,782	(0)
8381 Special Education - Entitlement (State)	223,205	200,095	199,422	(673)
8382 Special Education Reimbursements (State) - MH	-	-	39,600	39,600
8520 Child Nutrition - State	1,832	1,832	1,458	(374)
8550 Mandated Cost Reimbursements	5,711	66,581	66,581	0
8560 State Lottery Revenue	83,354	75,522	80,836	5,313
8593 Prop 39 Clean Energy	-	204,662	204,662	-
8596 ASES	79,380	79,380	85,798	6,418
SUBTOTAL - Other State Revenue	393,481	635,855	686,139	50,284
Local Revenue				
8650 Leases and Rentals	7,000	7,000	-	(7,000)
8660 Interest	1,891	1,891	3,479	1,588
8682 Summer Program	26,848	21,966	21,966	-
8690 Other Local Revenue	-	1,578	1,678	100
8693 Field Trips	43,000	43,000	19,340	(23,660)
8699 All Other Local Revenue	-	-	0	0
8720 Revenue Program 20	-	-	20	20
8910 Contributions from Unrestricted Resource (0000-0)	-	0	-	(0)

MSA-SD
Income Statement
As of Jun FY2018 - Unaudited

	Adopted Budget	2nd Interim Approved Budget	FY18 Unaudited Actual	2nd Int. Budget vs. Actual
8999 Uncategorized Revenue	-	-	470	470
SUBTOTAL - Local Revenue	78,739	75,435	46,952	(28,482)
Fundraising and Grants				
8802 Donations - Private	-	1,898	-	(1,898)
8803 Fundraising	31,153	31,153	42,344	11,192
SUBTOTAL - Fundraising and Grants	31,153	33,051	42,344	9,294
TOTAL REVENUE	3,926,609	3,835,935	3,850,311	14,376
EXPENSES				
Compensation & Benefits				
Certificated Salaries				
1100 Teachers Salaries	1,071,231	1,043,442	1,049,643	(6,201)
1300 Certificated Supervisor & Administrator Salaries	344,918	396,732	388,842	7,890
SUBTOTAL - Certificated Salaries	1,416,149	1,440,174	1,438,485	1,689
Classified Salaries				
2400 Classified Clerical & Office Salaries	143,640	38,480	70,647	(32,167)
2900 Classified Other Salaries	87,920	162,198	154,459	7,739
SUBTOTAL - Classified Salaries	231,560	200,678	225,106	(24,428)
Employee Benefits				
3100 STRS	192,002	195,330	201,763	(6,433)
3200 PERS	33,945	31,167	28,775	2,392
3300 OASDI-Medicare-Alternative	43,554	41,600	36,791	4,809
3400 Health & Welfare Benefits	270,550	270,550	267,973	2,577
3500 Unemployment Insurance	3,824	1,028	863	165
3600 Workers Comp Insurance	18,553	18,476	24,108	(5,632)
3900 Other Employee Benefits	266	257	-	257
SUBTOTAL - Employee Benefits	562,693	558,407	560,273	(1,866)
Books & Supplies				

MSA-SD**Income Statement****As of Jun FY2018 - Unaudited**

	Adopted Budget	2nd Interim Approved Budget	FY18 Unaudited Actual	2nd Int. Budget vs. Actual
4100 Approved Textbooks & Core Curricula Materials	5,000	5,000	139	4,861
4200 Books & Other Reference Materials	5,000	5,000	202	4,798
4315 Custodial Supplies	6,180	6,180	5,271	909
4320 Educational Software	10,000	6,731	8,032	(1,301)
4325 Instructional Materials & Supplies	28,000	21,962	17,767	4,196
4326 Art & Music Supplies	2,266	2,266	2,270	(4)
4330 Office Supplies	5,000	9,000	10,745	(1,745)
4335 PE Supplies	2,000	2,000	3,167	(1,167)
4340 Professional Development Supplies	-	-	53	(53)
4345 Non Instructional Student Materials & Supplies	6,180	6,180	5,486	694
4346 Teacher Supplies	1,030	1,030	533	498
4361 PY Supplies Expenses (not accrued)	-	175	175	-
4400 Noncapitalized Equipment	12,000	204,662	-	204,662
4410 Classroom Furniture, Equipment & Supplies	10,000	10,000	9,861	139
4420 Computers (individual items less than \$5k)	7,000	7,000	4,403	2,597
4430 Non Classroom Related Furniture, Equipment & Supplies	3,367	3,367	1,761	1,606
4700 Food	34,830	-	-	-
4710 Student Food Services	-	33,316	28,185	5,131
4720 Other Food	6,695	6,695	3,200	3,495
SUBTOTAL - Books and Supplies	144,548	330,564	101,248	229,316
Services & Other Operating Expenses				
5101 CMO Fees	362,792	-	-	-
5200 Travel & Conferences	-	-	475	(475)
5210 Conference Fees	5,150	5,150	1,125	4,025
5215 Travel - Mileage, Parking, Tolls	7,210	7,210	1,644	5,566
5220 Travel and Lodging	7,000	7,000	4,585	2,415
5300 Dues & Memberships	5,562	5,562	4,858	704
5450 Insurance - Other	19,137	20,500	19,587	913
5500 Operations & Housekeeping	46,480	55,000	18,856	36,144
5510 Utilities - Gas and Electric	20,600	20,600	13,988	6,612
5605 Equipment Leases	10,300	10,300	12,989	(2,689)
5610 Rent	448,870	526,163	698,460	(172,297)
5615 Repairs and Maintenance - Building	15,450	15,450	6,933	8,517
5617 Repairs and Maintenance - Other Equipment	5,000	5,000	1,096	3,904

MSA-SD**Income Statement****As of Jun FY2018 - Unaudited**

	Adopted Budget	2nd Interim Approved Budget	FY18 Unaudited Actual	2nd Int. Budget vs. Actual
5803 Accounting Fees	10,300	10,300	-	10,300
5809 Banking Fees	1,030	1,030	-	1,030
5813 School Programs - After School Program	79,380	79,380	85,940	(6,560)
5814 School Programs - Academic Competitions	4,500	4,500	1,872	2,628
5819 School Programs - Other	1,100	1,100	3,554	(2,454)
5822 Other Professional Services	19,596	36,994	24,430	12,564
5824 District Oversight Fees	32,981	29,601	29,472	129
5830 Field Trips Expenses	45,000	45,000	36,261	8,739
5833 Fines and Penalties	894	2,038	2,818	(780)
5845 Legal Fees	15,000	15,000	34,489	(19,489)
5848 Licenses and Other Fees	-	-	10	(10)
5851 Marketing and Student Recruiting	12,000	12,000	1,082	10,918
5857 Payroll Fees	15,965	15,965	11,909	4,056
5858 CMO Fees Expense	-	326,613	324,470	2,143
5861 Prior Yr Exp (not accrued)	-	3,324	51,763	(48,438)
5863 Professional Development	5,000	12,000	3,204	8,796
5864 Professional Development - Tuition Reimbursement	15,500	15,500	4,294	11,206
5869 Special Education Contract Instructors	56,650	56,650	79,537	(22,887)
5872 Special Education Encroachment	11,068	10,144	7,699	2,445
5884 Substitutes	19,570	19,570	34,853	(15,283)
5887 Technology Services	45,200	44,794	46,424	(1,631)
5900 Communications	3,000	12,628	7,426	5,202
5915 Postage and Delivery	5,000	5,000	1,897	3,103
SUBTOTAL - Services & Other Operating Exp.	1,352,286	1,437,066	1,578,002	(140,936)
Capital Outlay & Depreciation				
6900 Depreciation	30,295	30,295	30,567	(272)
SUBTOTAL - Capital Outlay & Depreciation	30,295	30,295	30,567	(272)
Other Outflows				
7999 Uncategorized Expense	-	-	4	(4)
SUBTOTAL - Other Outflows	-	-	4	(4)
TOTAL EXPENSES	3,737,532	3,997,185	3,933,685	63,500

MERF
Income Statement
As of Jun FY2018 - Unaudited

	Adopted Budget	2nd Interim Approved Budget	FY18 Unaudited Actual	2nd Int. Budget vs. Actual
SUMMARY				
Revenue				
LCFF Entitlement	-	-	-	-
Federal Revenue	-	8,082	51,600	43,518
Other State Revenues	-	-	-	-
Local Revenues	6,392,850	6,446,755	6,644,427	197,672
Fundraising and Grants	-	134,875	107,243	(27,632)
Total Revenue	6,392,850	6,589,712	6,803,270	213,558
Expenses				
Compensation and Benefits	3,055,489	2,983,114	2,972,148	10,966
Books and Supplies	70,421	66,261	24,834	41,427
Services and Other Operating Expenditures	2,726,775	3,046,200	2,244,617	801,583
Depreciation	933	933	933	0
Other Outflows	-	-	-	-
Total Expenses	5,853,618	6,096,508	5,242,532	853,976
Operating Income	539,232	493,204	1,560,738	1,067,534
Fund Balance				
Beginning Balance (Unaudited)	258,542	258,542	258,542	
Audit Adjustment	-	(1,025,320)	(1,025,320)	
Operating Income	539,232	493,204	1,560,738	
Ending Fund Balance	797,774	(273,575)	793,959	
Fund Balance as a % of Expenses	14%	-4%	15%	
REVENUE				
LCFF Entitlement				
SUBTOTAL - LCFF Entitlement	-	-	-	-
Federal Revenue				
8296 Other Federal Revenue	-	8,082	51,600	43,518
SUBTOTAL - Federal Revenue	-	8,082	51,600	43,518

MERF**Income Statement****As of Jun FY2018 - Unaudited**

	Adopted Budget	2nd Interim Approved Budget	FY18 Unaudited Actual	2nd Int. Budget vs. Actual
Local Revenue				
8660 Interest	-	3,055	3,180	125
8690 Other Local Revenue	-	50,850	54,117	3,267
8699 All Other Local Revenue	-	-	194,273	194,273
8701 CMO Fee - MSA-1	1,047,567	1,077,245	1,095,870	18,625
8702 CMO Fee - MSA-2	1,047,567	1,077,245	993,132	(84,113)
8703 CMO Fee - MSA-3	949,358	976,253	993,132	16,879
8704 CMO Fee - MSA-4	78,568	80,793	82,190	1,397
8705 CMO Fee - MSA-5	78,568	80,793	82,190	1,397
8706 CMO Fee - MSA-6	78,568	80,793	82,190	1,397
8707 CMO Fee - MSA-7	654,729	538,623	547,935	9,312
8708 CMO Fee - MSA-8	1,047,567	1,077,245	1,095,870	18,625
8709 CMO Fee - MSA-SA	1,047,567	1,077,245	1,095,870	18,625
8712 CMO Fee - MSA-SD	362,792	326,613	324,470	(2,143)
8999 Uncategorized Revenue	-	-	6	6
SUBTOTAL - Local Revenue	6,392,850	6,446,755	6,644,427	197,672
Fundraising and Grants				
8802 Donations - Private	-	134,875	107,243	(27,632)
SUBTOTAL - Fundraising and Grants	-	134,875	107,243	(27,632)
TOTAL REVENUE	6,392,850	6,589,712	6,803,270	213,558
EXPENSES				
Compensation & Benefits				
Certificated Salaries				
1300 Certificated Supervisor & Administrator Salaries	395,000	497,127	518,707	(21,580)
SUBTOTAL - Certificated Salaries	395,000	497,127	518,707	(21,580)
Classified Salaries				
2400 Classified Clerical & Office Salaries	1,762,325	1,714,506	1,647,722	66,784

MERF**Income Statement****As of Jun FY2018 - Unaudited**

	Adopted Budget	2nd Interim Approved Budget	FY18 Unaudited Actual	2nd Int. Budget vs. Actual
2900 Classified Other Salaries	218,900	104,390	188,927	(84,537)
SUBTOTAL - Classified Salaries	1,981,225	1,818,896	1,836,649	(17,753)
Employee Benefits				
3100 STRS	71,638	76,642	83,808	(7,167)
3200 PERS	98,760	45,280	40,655	4,626
3300 OASDI-Medicare-Alternative	139,944	134,639	132,316	2,323
3400 Health & Welfare Benefits	248,979	247,529	249,521	(1,992)
3500 Unemployment Insurance	12,719	11,834	11,103	731
3600 Workers Comp Insurance	26,756	26,078	33,061	(6,983)
3700 Retiree Benefits	-	-	(5,086)	5,086
3900 Other Employee Benefits	80,468	125,089	71,415	53,674
SUBTOTAL - Employee Benefits	679,264	667,091	616,792	50,298
Books & Supplies				
4100 Approved Textbooks & Core Curricula Materials	1,020	1,020	-	1,020
4320 Educational Software	9,000	9,840	-	9,840
4325 Instructional Materials & Supplies	1,102	1,102	-	1,102
4330 Office Supplies	12,099	12,099	5,327	6,772
4400 Noncapitalized Equipment	1,000	1,867	1,867	(0)
4420 Computers (individual items less than \$5k)	5,000	4,133	995	3,138
4720 Other Food	41,200	36,200	16,645	19,555
SUBTOTAL - Books and Supplies	70,421	66,261	24,834	41,427
Services & Other Operating Expenses				
5200 Travel & Conferences	-	676	5,336	(4,660)
5210 Conference Fees	43,796	41,489	4,575	36,914
5215 Travel - Mileage, Parking, Tolls	73,320	73,320	51,776	21,544
5220 Travel and Lodging	96,569	95,893	10,094	85,799
5300 Dues & Memberships	15,200	15,200	9,604	5,596
5450 Insurance - Other	14,688	22,355	11,628	10,727
5500 Operations & Housekeeping	22,093	22,093	13,907	8,186
5605 Equipment Leases	12,240	12,240	14,223	(1,983)
5610 Rent	160,800	160,800	165,442	(4,642)
5615 Repairs and Maintenance - Building	84	84	-	84

MERF**Income Statement****As of Jun FY2018 - Unaudited**

	Adopted Budget	2nd Interim Approved Budget	FY18 Unaudited Actual	2nd Int. Budget vs. Actual
5803 Accounting Fees	30,120	45,763	137,935	(92,172)
5809 Banking Fees	18,275	18,275	222	18,053
5812 Business Services	700,000	700,000	697,041	2,959
5819 School Programs - Other	-	9,900	9,900	-
5822 Other Professional Services	653,121	654,439	580,797	73,642
5833 Fines and Penalties	321	1,718	4,630	(2,913)
5845 Legal Fees	420,000	570,000	395,021	174,979
5848 Licenses and Other Fees	-	8,000	5,870	2,130
5851 Marketing and Student Recruiting	53,000	52,357	16,386	35,971
5857 Payroll Fees	18,000	18,000	12,956	5,044
5861 Prior Yr Exp (not accrued)	-	46,616	(91,046)	137,662
5863 Professional Development	114,900	163,501	46,130	117,371
5864 Professional Development - Tuition Reimbursement	60,000	47,400	24,836	22,564
5869 Special Education Contract Instructors	-	45,833	-	45,833
5875 Staff Recruiting	15,000	15,000	13,283	1,717
5884 Substitutes	-	-	(396)	396
5887 Technology Services	170,628	168,699	74,846	93,853
5899 Miscellaneous Operating Expenses	-	-	24	(24)
5900 Communications	17,340	19,269	23,152	(3,883)
5915 Postage and Delivery	17,280	17,280	6,445	10,835
SUBTOTAL - Services & Other Operating Exp.	2,726,775	3,046,200	2,244,617	801,583
Capital Outlay & Depreciation				
6900 Depreciation	933	933	933	0
SUBTOTAL - Capital Outlay & Depreciation	933	933	933	0
Other Outflows				
SUBTOTAL - Other Outflows	-	-	-	-
TOTAL EXPENSES	5,853,618	6,096,508	5,242,532	853,976



September 13, 2018

RE: Board Action

At the September 13, 2018 Regular Magnolia Public Schools Board Meeting the MPS Board of Directors approved the 17-18 Unaudited Actuals.

Dr. Saken Sherkhanov
MPS Board Chair

Date



July 2018 Monthly Financial Update

September 2018 Board Meeting



July 2018 Financial Update: Executive Summary

- As YTD Actuals in this report only include July, trending is aligning closely with the July 1 Budget
- Enrollment is lower than originally anticipated and will require budget review and revision to align spending to adjusted revenue targets
- One-time revenues are reduced from \$320/ADA to \$167/ADA in 2018-19 vs the July 1 budget, but ongoing LCFF revenues are increased permanently
- Facility Grant revenues should end slightly higher than anticipated – State Budget included add'l funding
- Transition of financial system to Escape and backoffice provider to DMS is proceeding on track

July 2018 Financial Update: State Economic Outlook

- Statewide revenues remain very strong on all fronts, although slightly reduced from July monthly revenue projections
- At this point, we do not anticipate any new substantive changes in 2018-19 statewide revenues or grant funding
- Lots of one-time spending on other state priorities vs. simply passing through increases to K-12 education
- While this means less of an increase this year, it increases rainy day support in a future economic downturn, and means we can rely more on revenue projections in Years 2-5
- Magnolia should be cautious, as always, but can reasonably rely on State revenue projections for the next few years given the backing of the “rainy day fund” at the State level



Monthly Budget vs. Actuals Financial Update As of July 31, 2018 (July 2018 Report)	YTD	Budget							
MSA Consolidated	Actual YTD	Adopted (July 1) Budget	Revised Budget	Current Forecast	Adopted Budget vs. Current Forecast	Revised Budget vs. Current Forecast	Revised Budget Remaining	Current Forecast Remaining	Actuals as % of Current Forecast
SUMMARY									
Revenue									
LCFF Entitlement	549,253	41,793,952	41,793,952	41,793,952	-	-	41,244,699	41,244,699	1%
Federal Revenue	81,772	4,016,521	4,016,521	4,016,521	-	-	3,934,749	3,934,749	2%
Other State Revenues	94,165	6,100,356	6,100,356	6,100,356	-	-	6,006,191	6,006,191	2%
Other Local Revenues (incl. suspense)	211,687	6,425,437	6,425,437	6,425,437	-	-	6,213,751	6,213,751	3%
Total Revenue	936,877	58,336,266	58,336,266	58,336,266	-	-	57,399,389	57,399,389	2%
Expenses									
Certificated Salaries	955,857	18,152,479	18,152,479	18,152,479	-	-	17,196,622	17,196,622	5%
Classified Salaries	376,694	5,546,494	5,549,494	5,549,494	3,000	-	5,172,801	5,172,801	7%
Benefits	219,753	8,353,618	8,353,618	8,353,618	-	-	8,133,865	8,133,865	3%
Books and Supplies	5,448	3,462,686	3,460,186	3,460,186	(2,500)	-	3,454,738	3,454,738	0%
Services and Other Operating Expenditures	202,872	19,218,942	19,218,442	19,218,442	(500)	-	19,015,570	19,015,570	1%
Depreciation	-	1,005,243	1,005,243	1,005,243	-	-	1,005,243	1,005,243	0%
Other Outflows	-	873,946	873,946	873,946	-	-	873,946	873,946	0%
Total Expenses	1,760,623	56,613,408	56,613,408	56,613,408	(0)	-	54,852,785	54,852,785	3%
Operating Income	(823,746)	1,722,858	1,722,858	1,722,858	0	-	2,546,604	2,546,604	-48%
Fund Balance									
Beginning Balance (Unaudited)		27,215,571	27,215,571	27,215,571					
Audit Adjustment		-	-	-					
Beginning Balance (Audited)		27,215,571	27,215,571	27,215,571					
Operating Income		1,722,858	1,722,858	1,722,858					
Ending Fund Balance		28,938,429	28,938,429	28,938,429					



Monthly Budget vs. Actuals Financial Update As of July 31, 2018 (July 2018 Report)		YTD	Budget							
MSA Consolidated		Actual YTD	Adopted (July 1) Budget	Revised Budget	Current Forecast	Adopted Budget vs. Current Forecast	Revised Budget vs. Current Forecast	Revised Budget Remaining	Current Forecast Remaining	Actuals as % of Current Forecast
REVENUE DETAIL										
LCFF Entitlement										
8011	State Aid	270,445	27,327,807	27,327,807	27,327,807	-	-	27,057,362	27,057,362	5%
8012	EPA Entitlement	-	3,727,777	3,727,777	3,727,777	-	-	3,727,777	3,727,777	0%
8019	Prior Year Adjustments	8	-	-	-	-	-	(8)	(8)	0%
8096	InLieuPropTaxes	278,800	10,738,369	10,738,369	10,738,369	-	-	10,459,569	10,459,569	37%
SUBTOTAL - LCFF Entitlement		549,253	41,793,952	41,793,952	41,793,952	-	-	41,244,699	41,244,699	1%
Federal Revenue										
8181	SpEd - Revenue	6,751	562,031	562,031	562,031	-	-	555,280	555,280	15%
8220	SchLunchFederal	75,021	1,161,078	1,161,078	1,161,078	-	-	1,086,057	1,086,057	201%
8290	All Other Federal Revenue	-	2,293,412	2,293,412	2,293,412	-	-	2,293,412	2,293,412	0%
SUBTOTAL - Federal Revenue		81,772	4,016,521	4,016,521	4,016,521	-	-	3,934,749	3,934,749	2%
Other State Revenue										
8311	SpEd Revenue	87,001	2,148,623	2,148,623	2,148,623	-	-	2,061,622	2,061,622	40%
8520	SchoolNutrState	-	101,077	101,077	101,077	-	-	101,077	101,077	0%
8550	MandCstReimburs	-	1,377,779	1,377,779	1,377,779	-	-	1,377,779	1,377,779	0%
8560	StateLotteryRev	-	778,564	778,564	778,564	-	-	778,564	778,564	0%
8590	AllOthStateRev	7,164	1,694,312	1,694,312	1,694,312	-	-	1,687,148	1,687,148	22%
SUBTOTAL - Other State Revenue		94,165	6,100,356	6,100,356	6,100,356	-	-	6,006,191	6,006,191	2%
Local Revenue										
8634	StudentLunchFee	195,000	47,940	47,940	47,940	-	-	(147,061)	(147,061)	4023%
8650	Leases & Rentals	-	2,500	2,500	2,500	-	-	2,500	2,500	0%
8660	Interest	-	4,376	4,376	4,376	-	-	4,376	4,376	0%
8698	OthRev-Suspense	2,458	-	-	-	-	-	(2,458)	(2,458)	0%
8699	Other Revenue	14,229	6,370,622	6,370,622	6,370,622	-	-	6,356,393	6,356,393	142%
SUBTOTAL - Local Revenue		211,687	6,425,437	6,425,437	6,425,437	-	-	6,213,751	6,213,751	3%
TOTAL REVENUE		936,877	58,336,266	58,336,266	58,336,266	-	-	57,399,389	57,399,389	2%

Monthly Budget vs. Actuals Financial Update As of July 31, 2018 (July 2018 Report)		YTD	Budget							
MSA Consolidated		Actual YTD	Adopted (July 1) Budget	Revised Budget	Current Forecast	Adopted Budget vs. Current Forecast	Revised Budget vs. Current Forecast	Revised Budget Remaining	Current Forecast Remaining	Actuals as % of Current Forecast
EXPENSES DETAIL										
Certificated Salaries										
1100	TeacherSalaries	520,831	14,332,880	14,332,880	14,332,880	-	-	13,812,049	13,812,049	38%
1300	Cert Adminis	435,026	3,819,599	3,819,599	3,819,599	-	-	3,384,573	3,384,573	129%
SUBTOTAL - Certificated Salaries		955,857	18,152,479	18,152,479	18,152,479	-	-	17,196,622	17,196,622	5%
Classified Salaries										
2400	Clerical & Tech	210,709	3,095,373	3,095,373	3,095,373	-	-	2,884,664	2,884,664	108%
2900	OtherClassStaff	165,985	2,451,121	2,454,121	2,454,121	3,000	-	2,288,137	2,288,137	67%
SUBTOTAL - Classified Salaries		376,694	5,546,494	5,549,494	5,549,494	3,000	-	5,172,801	5,172,801	7%
Employee Benefits										
3101	STRS-Certified	77,667	2,796,082	2,796,082	2,796,082	-	-	2,718,415	2,718,415	33%
3202	PERS-Classified	35,942	628,298	628,298	628,298	-	-	592,356	592,356	69%
3301	OASDI/Med-Cert	13,926	141,870	141,870	141,870	-	-	127,944	127,944	0%
3302	OASDI/Med-Class	26,316	593,137	593,137	593,137	-	-	566,821	566,821	29%
3401	HlthWelfareCert	7,024	3,698,133	3,698,133	3,698,133	-	-	3,691,109	3,691,109	2%
3501	UI-Certificated	434	47,085	47,085	47,085	-	-	46,651	46,651	4%
3601	WorkersCmp-Cert	58,445	266,854	266,854	266,854	-	-	208,409	208,409	240%
3901	OthBenes-Cert	-	182,160	182,160	182,160	-	-	182,160	182,160	0%
SUBTOTAL - Employee Benefits		219,753	8,353,618	8,353,618	8,353,618	-	-	8,133,865	8,133,865	3%
Books & Supplies										
4100	Text&CoreCurric	-	231,530	231,530	231,530	-	-	231,530	231,530	0%
4200	BooksOthRefMats	-	42,582	42,582	42,582	-	-	42,582	42,582	0%
4310	Ins Mats & Sups	-	335,268	335,268	335,268	-	-	335,268	335,268	0%
4315	OthrSupplies	-	10,000	10,000	10,000	(0)	-	10,000	10,000	0%
4320	Office Supplies	-	140,335	140,335	140,335	-	-	140,335	140,335	0%
4325	ProfDevMat&Sups	-	1,500	1,500	1,500	-	-	1,500	1,500	0%
4326	Arts&MusicSupps	-	34,960	34,960	34,960	-	-	34,960	34,960	0%
4335	PE Supplies	-	42,740	42,740	42,740	-	-	42,740	42,740	0%
4340	Educat Software	-	436,955	436,955	436,955	-	-	436,955	436,955	0%
4345	NonInstStdntSup	1,693	62,212	62,212	62,212	-	-	60,519	60,519	19%
4346	TeacherSupplies	1,270	22,875	22,875	22,875	-	-	21,605	21,605	0%
4350	Cust. Supplies	-	67,248	67,248	67,248	-	-	67,248	67,248	0%
4351	Yearbook	-	3,828	3,828	3,828	-	-	3,828	3,828	0%

Monthly Budget vs. Actuals Financial Update As of July 31, 2018 (July 2018 Report)		YTD	Budget							
MSA Consolidated		Actual YTD	Adopted (July 1) Budget	Revised Budget	Current Forecast	Adopted Budget vs. Current Forecast	Revised Budget vs. Current Forecast	Revised Budget Remaining	Current Forecast Remaining	Actuals as % of Current Forecast
4390	Uniforms	-	3,030	3,030	3,030	-	-	3,030	3,030	0%
4400	NonCapEquip-Gen	-	66,579	66,579	66,579	-	-	66,579	66,579	0%
4430	OfficeFurnEq<5k	-	50,422	50,422	50,422	-	-	50,422	50,422	0%
4440	Computers <\$5k	2,485	82,332	82,332	82,332	-	-	79,847	79,847	38%
4710	Food	-	1,719,453	1,719,453	1,719,453	-	-	1,719,453	1,719,453	0%
4720	Food:Other Food	-	91,123	88,623	88,623	(2,500)	-	88,623	88,623	0%
SUBTOTAL - Books and Supplies		5,448	3,462,686	3,460,186	3,460,186	(2,500)	-	3,454,738	3,454,738	0%
Services & Other Operating Expenses										
5101	CMO Fees	51,741	6,008,065	6,008,065	6,008,065	-	-	5,956,324	5,956,324	25%
5205	Conference Fees	678	89,070	88,320	88,320	(750)	-	87,642	87,642	34%
5210	MilesParkTolls	3,428	142,425	142,425	142,425	-	-	138,998	138,998	3%
5215	TravConferences	-	6,061	6,061	6,061	-	-	6,061	6,061	0%
5220	TraLodging	-	119,485	116,485	116,485	(3,000)	-	116,485	116,485	0%
5300	DuesMemberships	75	107,349	107,349	107,349	-	-	107,274	107,274	1%
5450	Other Insurance	54,193	274,731	274,731	274,731	-	-	220,538	220,538	215%
5500	OpsHousekeeping	1,900	270,376	270,376	270,376	-	-	268,476	268,476	4%
5510	Gas & Electric	3,689	317,926	317,926	317,926	-	-	314,237	314,237	8%
5610	Rent & Leases	40,129	3,904,429	3,904,429	3,904,429	-	-	3,864,300	3,864,300	17%
5620	EquipmentLeases	6,601	210,739	210,739	210,739	-	-	204,138	204,138	36%
5630	Reps&MaintBldng	-	275,114	275,114	275,114	-	-	275,114	275,114	0%
5800	ProfessServices	6,750	2,112,509	2,120,759	2,120,759	8,250	-	2,114,009	2,114,009	1%
5810	Legal	1,919	518,899	518,899	518,899	-	-	516,980	516,980	5%
5813	SchPrgAftSchool	-	648,393	648,393	648,393	-	-	648,393	648,393	0%
5814	SchPrgAcadComps	-	62,253	62,253	62,253	-	-	62,253	62,253	0%
5819	SchlProgs-Other	-	92,983	92,983	92,983	-	-	92,983	92,983	0%
5820	Audit & CPA	-	152,716	152,716	152,716	-	-	152,716	152,716	0%
5825	DMSBusinessSvcs	-	500,000	500,000	500,000	-	-	500,000	500,000	0%
5835	Field Trips	2,885	203,840	203,840	203,840	-	-	200,956	200,956	14%
5836	FieldTrip Trans	-	63,860	63,860	63,860	-	-	63,860	63,860	0%
5840	MarkngStdtrRecrt	-	191,799	191,799	191,799	-	-	191,799	191,799	0%
5850	Oversight Fees	1,898	418,674	418,674	418,674	-	-	416,776	416,776	11%
5857	Payroll Fees	-	208,366	208,366	208,366	-	-	208,366	208,366	0%
5860	Service Fees	7,679	33,492	33,492	33,492	-	-	25,814	25,814	896%
5863	Prof Developmnt	-	224,534	224,534	224,534	-	-	224,534	224,534	0%
5864	Prof Dev-Other	-	420,692	415,692	415,692	(5,000)	-	415,692	415,692	0%
5869	SpEd Ctrct Inst	12,337	-	-	-	-	-	(12,337)	(12,337)	0%

Monthly Budget vs. Actuals Financial Update As of July 31, 2018 (July 2018 Report)		YTD	Budget							
MSA Consolidated		Actual YTD	Adopted (July 1) Budget	Revised Budget	Current Forecast	Adopted Budget vs. Current Forecast	Revised Budget vs. Current Forecast	Revised Budget Remaining	Current Forecast Remaining	Actuals as % of Current Forecast
5875	StaffRecruiting	-	15,309	15,309	15,309	-	-	15,309	15,309	0%
5884	Substitutes	-	480,700	480,700	480,700	-	-	480,700	480,700	0%
5890	OthSvcsNon-Inst	-	231,904	231,904	231,904	-	-	231,904	231,904	0%
5900	Communications	655	108,733	108,733	108,733	-	-	108,077	108,077	2%
5920	TelecomInternet	6,317	502,422	502,422	502,422	-	-	496,105	496,105	17%
5930	PostageDelivery	-	84,330	84,330	84,330	-	-	84,330	84,330	0%
5940	Technology	-	216,765	216,765	216,765	-	-	216,765	216,765	0%
SUBTOTAL - Services & Operations		202,872	19,218,942	19,218,442	19,218,442	(500)	-	19,015,570	19,015,570	1%

Monthly Budget vs. Actuals Financial Update As of July 31, 2018 (July 2018 Report)		YTD	Budget							
MSA Consolidated		Actual YTD	Adopted (July 1) Budget	Revised Budget	Current Forecast	Adopted Budget vs. Current Forecast	Revised Budget vs. Current Forecast	Revised Budget Remaining	Current Forecast Remaining	Actuals as % of Current Forecast
Capital Outlay & Depreciation										
6400	EquipFixed	-	-	-	-	-	-	-	-	0%
6900	Depreciation	-	1,005,243	1,005,243	1,005,243	-	-	1,005,243	1,005,243	0%
SUBTOTAL - Cap Outlay & Depreciation		-	1,005,243	1,005,243	1,005,243	-	-	1,005,243	1,005,243	0%
Other Outflows										
7299	Encroachment	-	278,743	278,743	278,743	-	-	278,743	278,743	0%
7438	InterestExpense	-	595,203	595,203	595,203	-	-	595,203	595,203	0%
SUBTOTAL - Other Outflows		-	873,946	873,946	873,946	-	-	873,946	873,946	0%
TOTAL EXPENSES		1,760,623	56,613,408	56,613,408	56,613,408	(0)	-	54,852,785	54,852,785	16%

Monthly Budget vs. Actuals Financial Update As of July 31, 2018 (July 2018 Report)		YTD		Budget						
MSA 1		Actual YTD	Adopted (July 1) Budget	Revised Budget	Current Forecast	Adopted Budget vs. Current Forecast	Revised Budget vs. Current Forecast	Revised Budget Remaining	Current Forecast Remaining	Actuals as % of Current Forecast
SUMMARY										
Revenue										
LCFF Entitlement	75,698	6,879,059	6,879,059	6,879,059	-	-	6,803,361	6,803,361	1%	
Federal Revenue	-	1,178,414	1,178,414	1,178,414	-	-	1,178,414	1,178,414	0%	
Other State Revenues	12,965	1,388,951	1,388,951	1,388,951	-	-	1,375,986	1,375,986	1%	
Other Local Revenues (incl. suspense)	81,039	64,182	64,182	64,182	-	-	(16,857)	(16,857)	126%	
Total Revenue	169,702	9,510,606	9,510,606	9,510,606	-	-	9,340,904	9,340,904	2%	
Expenses										
Certificated Salaries	154,335	2,788,888	2,788,888	2,788,888	-	-	2,634,553	2,634,553	6%	
Classified Salaries	42,241	610,005	610,005	610,005	-	-	567,764	567,764	7%	
Benefits	28,667	1,187,476	1,187,476	1,187,476	-	-	1,158,809	1,158,809	2%	
Books and Supplies	1,270	577,771	577,771	577,771	-	-	576,501	576,501	0%	
Services and Other Operating Expenditures	11,951	3,592,319	3,592,319	3,592,319	-	-	3,580,368	3,580,368	0%	
Depreciation	-	71,472	71,472	71,472	-	-	71,472	71,472	0%	
Other Outflows	-	15,494	15,494	15,494	-	-	15,494	15,494	0%	
Total Expenses	238,463	8,843,426	8,843,426	8,843,426	-	-	8,604,962	8,604,962	3%	
Operating Income	(68,761)	667,180	667,180	667,180	-	-	735,941	735,941	-10%	
Fund Balance										
Beginning Balance (Unaudited)		4,811,843	4,811,843	4,811,843						
Audit Adjustment		-	-	-						
Beginning Balance (Audited)		4,811,843	4,811,843	4,811,843						
Operating Income		667,180	667,180	667,180						
Ending Fund Balance		5,479,023	5,479,023	5,479,023						



Monthly Budget vs. Actuals Financial Update As of July 31, 2018 (July 2018 Report)		YTD	Budget							
MSA 1		Actual YTD	Adopted (July 1) Budget	Revised Budget	Current Forecast	Adopted Budget vs. Current Forecast	Revised Budget vs. Current Forecast	Revised Budget Remaining	Current Forecast Remaining	Actuals as % of Current Forecast
REVENUE DETAIL										
LCFF Entitlement										
8011	State Aid	-	4,740,643	4,740,643	4,740,643	-	-	4,740,643	4,740,643	0%
8012	EPA Entitlement	-	788,145	788,145	788,145	-	-	788,145	788,145	0%
8019	Prior Year Adjustments	8	-	-	-	-	-	(8)	(8)	-
8096	InLieuPropTaxes	75,690	1,350,271	1,350,271	1,350,271	-	-	1,274,581	1,274,581	6%
SUBTOTAL - LCFF Entitlement		75,698	6,879,059	6,879,059	6,879,059	-	-	6,803,361	6,803,361	1%
Federal Revenue										
8181	SpEd - Revenue	-	67,875	67,875	67,875	-	-	67,875	67,875	0%
8220	SchLunchFederal	-	271,704	271,704	271,704	-	-	271,704	271,704	0%
8290	All Other Federal Revenue	-	838,835	838,835	838,835	-	-	838,835	838,835	0%
SUBTOTAL - Federal Revenue		-	1,178,414	1,178,414	1,178,414	-	-	1,178,414	1,178,414	0%
Other State Revenue										
8311	SpEd Revenue	12,965	319,485	319,485	319,485	-	-	306,520	306,520	4%
8520	SchoolNutrState	-	22,737	22,737	22,737	-	-	22,737	22,737	0%
8550	MandCstReimburs	-	195,780	195,780	195,780	-	-	195,780	195,780	0%
8560	StateLotteryRev	-	118,736	118,736	118,736	-	-	118,736	118,736	0%
8590	AllOthStateRev	-	732,213	732,213	732,213	-	-	732,213	732,213	0%
SUBTOTAL - Other State Revenue		12,965	1,388,951	1,388,951	1,388,951	-	-	1,375,986	1,375,986	1%
Local Revenue										
8634	StudentLunchFee	75,039	9,183	9,183	9,183	-	-	(65,856)	(65,856)	817%
8650	Leases & Rentals	-	-	-	-	-	-	-	-	-
8660	Interest	-	-	-	-	-	-	-	-	-
8698	OthRev-Suspense	-	-	-	-	-	-	-	-	-
8699	Other Revenue	6,000	55,000	55,000	55,000	-	-	49,000	49,000	11%
SUBTOTAL - Local Revenue		81,039	64,182	64,182	64,182	-	-	(16,857)	(16,857)	126%
TOTAL REVENUE		169,702	9,510,606	9,510,606	9,510,606	-	-	9,340,904	9,340,904	2%

Monthly Budget vs. Actuals Financial Update As of July 31, 2018 (July 2018 Report)		YTD	Budget							
MSA 1		Actual YTD	Adopted (July 1) Budget	Revised Budget	Current Forecast	Adopted Budget vs. Current Forecast	Revised Budget vs. Current Forecast	Revised Budget Remaining	Current Forecast Remaining	Actuals as % of Current Forecast
EXPENSES DETAIL										
Certificated Salaries										
1100	TeacherSalaries	98,617	2,234,641	2,234,641	2,234,641	-	-	2,136,025	2,136,025	4%
1300	Cert Adminis	55,718	554,247	554,247	554,247	-	-	498,529	498,529	10%
SUBTOTAL - Certificated Salaries		154,335	2,788,888	2,788,888	2,788,888	-	-	2,634,553	2,634,553	6%
Classified Salaries										
2400	Clerical & Tech	10,965	191,328	191,328	191,328	-	-	180,363	180,363	6%
2900	OtherClassStaff	31,276	418,677	418,677	418,677	-	-	387,401	387,401	7%
SUBTOTAL - Classified Salaries		42,241	610,005	610,005	610,005	-	-	567,764	567,764	7%
Employee Benefits										
3101	STRS-Certified	12,993	421,268	421,268	421,268	-	-	408,275	408,275	3%
3202	PERS-Classified	3,982	110,179	110,179	110,179	-	-	106,197	106,197	4%
3301	OASDI/Med-Cert	2,230	-	-	-	-	-	(2,230)	(2,230)	-
3302	OASDI/Med-Class	2,980	99,582	99,582	99,582	-	-	96,602	96,602	3%
3401	HlthWelfareCert	-	493,740	493,740	493,740	-	-	493,740	493,740	0%
3501	UI-Certificated	-	24,436	24,436	24,436	-	-	24,436	24,436	0%
3601	WorkersCmp-Cert	6,482	38,272	38,272	38,272	-	-	31,790	31,790	17%
3901	OthBenes-Cert	-	-	-	-	-	-	-	-	-
SUBTOTAL - Employee Benefits		28,667	1,187,476	1,187,476	1,187,476	-	-	1,158,809	1,158,809	2%
Books & Supplies										
4100	Text&CoreCurric	-	10,000	10,000	10,000	-	-	10,000	10,000	0%
4200	BooksOthRefMats	-	15,000	15,000	15,000	-	-	15,000	15,000	0%
4310	Ins Mats & Sups	-	75,000	75,000	75,000	-	-	75,000	75,000	0%
4315	OthrSupplies	-	10,000	10,000	10,000	-	-	10,000	10,000	0%
4320	Office Supplies	-	10,000	10,000	10,000	-	-	10,000	10,000	0%
4325	ProfDevMat&Sups	-	-	-	-	-	-	-	-	-
4326	Arts&MusicSupps	-	15,000	15,000	15,000	-	-	15,000	15,000	0%
4335	PE Supplies	-	5,000	5,000	5,000	-	-	5,000	5,000	0%
4340	Educat Software	-	51,130	51,130	51,130	-	-	51,130	51,130	0%
4345	NonInstStdntSup	-	15,000	15,000	15,000	-	-	15,000	15,000	0%
4346	TeacherSupplies	1,270	-	-	-	-	-	(1,270)	(1,270)	-
4350	Cust. Supplies	-	30,000	30,000	30,000	-	-	30,000	30,000	0%
4351	Yearbook	-	-	-	-	-	-	-	-	-

Monthly Budget vs. Actuals Financial Update As of July 31, 2018 (July 2018 Report)		YTD	Budget							
MSA 1		Actual YTD	Adopted (July 1) Budget	Revised Budget	Current Forecast	Adopted Budget vs. Current Forecast	Revised Budget vs. Current Forecast	Revised Budget Remaining	Current Forecast Remaining	Actuals as % of Current Forecast
4390	Uniforms	-	-	-	-	-	-	-	-	-
4400	NonCapEquip-Gen	-	-	-	-	-	-	-	-	-
4430	OfficeFurnEqp<5k	-	20,600	20,600	20,600	-	-	20,600	20,600	0%
4440	Computers <\$5k	-	15,000	15,000	15,000	-	-	15,000	15,000	0%
4710	Food	-	294,005	294,005	294,005	-	-	294,005	294,005	0%
4720	Food:Other Food	-	12,036	12,036	12,036	-	-	12,036	12,036	0%
SUBTOTAL - Books and Supplies		1,270	577,771	577,771	577,771	-	-	576,501	576,501	0%
Services & Other Operating Expenses										
5101	CMO Fees	-	994,835	994,835	994,835	-	-	994,835	994,835	0%
5205	Conference Fees	-	15,000	15,000	15,000	-	-	15,000	15,000	0%
5210	MilesParkTolls	-	5,000	5,000	5,000	-	-	5,000	5,000	0%
5215	TravConferences	-	-	-	-	-	-	-	-	-
5220	TraLodging	-	2,000	2,000	2,000	-	-	2,000	2,000	0%
5300	DuesMemberships	-	10,688	10,688	10,688	-	-	10,688	10,688	0%
5450	Other Insurance	8,241	33,449	33,449	33,449	-	-	25,208	25,208	25%
5500	OpsHousekeeping	546	75,000	75,000	75,000	-	-	74,454	74,454	1%
5510	Gas & Electric	-	100,000	100,000	100,000	-	-	100,000	100,000	0%
5610	Rent & Leases	-	1,387,132	1,387,132	1,387,132	-	-	1,387,132	1,387,132	0%
5620	EquipmentLeases	1,139	29,025	29,025	29,025	-	-	27,886	27,886	4%
5630	Reps&MaintBldng	-	69,540	69,540	69,540	-	-	69,540	69,540	0%
5800	ProfessServices	-	226,297	226,297	226,297	-	-	226,297	226,297	0%
5810	Legal	-	20,059	20,059	20,059	-	-	20,059	20,059	0%
5813	SchPrgAftSchool	-	109,513	109,513	109,513	-	-	109,513	109,513	0%
5814	SchPrgAcadComps	-	15,000	15,000	15,000	-	-	15,000	15,000	0%
5819	SchlProgs-Other	-	35,000	35,000	35,000	-	-	35,000	35,000	0%
5820	Audit & CPA	-	13,749	13,749	13,749	-	-	13,749	13,749	0%
5825	DMSBusinessSvcs	-	-	-	-	-	-	-	-	-
5835	Field Trips	-	30,000	30,000	30,000	-	-	30,000	30,000	0%
5836	FieldTrip Trans	-	-	-	-	-	-	-	-	-
5840	MarkngStdtdRecrt	-	15,059	15,059	15,059	-	-	15,059	15,059	0%
5850	Oversight Fees	-	68,791	68,791	68,791	-	-	68,791	68,791	0%
5857	Payroll Fees	-	25,750	25,750	25,750	-	-	25,750	25,750	0%
5860	Service Fees	2,025	2,318	2,318	2,318	-	-	293	293	87%
5863	Prof Developmnt	-	20,000	20,000	20,000	-	-	20,000	20,000	0%
5864	Prof Dev-Other	-	58,000	58,000	58,000	-	-	58,000	58,000	0%
5869	SpEd Ctrct Inst	-	-	-	-	-	-	-	-	-
5875	StaffRecruiting	-	-	-	-	-	-	-	-	-

Monthly Budget vs. Actuals Financial Update As of July 31, 2018 (July 2018 Report)		YTD	Budget							
MSA 1		Actual YTD	Adopted (July 1) Budget	Revised Budget	Current Forecast	Adopted Budget vs. Current Forecast	Revised Budget vs. Current Forecast	Revised Budget Remaining	Current Forecast Remaining	Actuals as % of Current Forecast
5884	Substitutes	-	30,900	30,900	30,900	-	-	30,900	30,900	0%
5890	OthSvcsNon-Inst	-	116,809	116,809	116,809	-	-	116,809	116,809	0%
5900	Communications	-	5,000	5,000	5,000	-	-	5,000	5,000	0%
5920	TelecomInternet	-	63,405	63,405	63,405	-	-	63,405	63,405	0%
5930	PostageDelivery	-	15,000	15,000	15,000	-	-	15,000	15,000	0%
5940	Technology	-	-	-	-	-	-	-	-	-
SUBTOTAL - Services & Operations		11,951	3,592,319	3,592,319	3,592,319	-	-	3,580,368	3,580,368	0%

Monthly Budget vs. Actuals Financial Update As of July 31, 2018 (July 2018 Report)		YTD		Budget						
		Actual YTD	Adopted (July 1) Budget	Revised Budget	Current Forecast	Adopted Budget vs. Current Forecast	Revised Budget vs. Current Forecast	Revised Budget Remaining	Current Forecast Remaining	Actuals as % of Current Forecast
MSA 1										
Capital Outlay & Depreciation										
6400	EquipFixed	-	-	-	-	-	-	-	-	-
6900	Depreciation	-	71,472	71,472	71,472	-	-	71,472	71,472	0%
SUBTOTAL - Cap Outlay & Depreciation		-	71,472	71,472	71,472	-	-	71,472	71,472	0%
Other Outflows										
7299	Encroachment	-	15,494	15,494	15,494	-	-	15,494	15,494	0%
7438	InterestExpense	-	-	-	-	-	-	-	-	-
SUBTOTAL - Other Outflows		-	15,494	15,494	15,494	-	-	15,494	15,494	0%
TOTAL EXPENSES		238,463	8,843,426	8,843,426	8,843,426	-	-	8,604,962	8,604,962	15%

Monthly Budget vs. Actuals Financial Update As of July 31, 2018 (July 2018 Report)		YTD		Budget						
MSA 2		Actual YTD	Adopted (July 1) Budget	Revised Budget	Current Forecast	Adopted Budget vs. Current Forecast	Revised Budget vs. Current Forecast	Revised Budget Remaining	Current Forecast Remaining	Actuals as % of Current Forecast
SUMMARY										
Revenue										
LCFF Entitlement	63,824	4,916,902	4,916,902	4,916,902	-	-	4,853,078	4,853,078	1%	
Federal Revenue	-	499,381	499,381	499,381	-	-	499,381	499,381	0%	
Other State Revenues	10,929	539,656	539,656	539,656	-	-	528,727	528,727	2%	
Other Local Revenues (incl. suspense)	51,072	33,343	33,343	33,343	-	-	(17,729)	(17,729)	153%	
Total Revenue	125,825	5,989,282	5,989,282	5,989,282	-	-	5,863,457	5,863,457	2%	
Expenses										
Certificated Salaries	112,754	2,166,303	2,166,303	2,166,303	-	-	2,053,549	2,053,549	5%	
Classified Salaries	14,755	438,606	438,606	438,606	-	-	423,851	423,851	3%	
Benefits	18,329	978,684	978,684	978,684	-	-	960,355	960,355	2%	
Books and Supplies	1,246	426,947	426,947	426,947	-	-	425,702	425,702	0%	
Services and Other Operating Expenditures	23,426	1,737,696	1,737,696	1,737,696	-	-	1,714,270	1,714,270	1%	
Depreciation	-	69,484	69,484	69,484	-	-	69,484	69,484	0%	
Other Outflows	-	12,147	12,147	12,147	-	-	12,147	12,147	0%	
Total Expenses	170,510	5,829,868	5,829,868	5,829,868	-	-	5,659,358	5,659,358	3%	
Operating Income	(44,685)	159,414	159,414	159,414	-	-	204,099	204,099	-28%	
Fund Balance										
Beginning Balance (Unaudited)		1,255,568	1,255,568	1,255,568						
Audit Adjustment		-	-	-						
Beginning Balance (Audited)		1,255,568	1,255,568	1,255,568						
Operating Income		159,414	159,414	159,414						
Ending Fund Balance		1,414,982	1,414,982	1,414,982						



Monthly Budget vs. Actuals Financial Update As of July 31, 2018 (July 2018 Report)		YTD	Budget							
MSA 2		Actual YTD	Adopted (July 1) Budget	Revised Budget	Current Forecast	Adopted Budget vs. Current Forecast	Revised Budget vs. Current Forecast	Revised Budget Remaining	Current Forecast Remaining	Actuals as % of Current Forecast
REVENUE DETAIL										
LCFF Entitlement										
8011	State Aid	-	3,378,044	3,378,044	3,378,044	-	-	3,378,044	3,378,044	0%
8012	EPA Entitlement	-	559,149	559,149	559,149	-	-	559,149	559,149	0%
8019	Prior Year Adjustments	-	-	-	-	-	-	-	-	-
8096	InLieuPropTaxes	63,824	979,709	979,709	979,709	-	-	915,885	915,885	7%
SUBTOTAL - LCFF Entitlement		63,824	4,916,902	4,916,902	4,916,902	-	-	4,853,078	4,853,078	1%
Federal Revenue										
8181	SpEd - Revenue	-	58,875	58,875	58,875	-	-	58,875	58,875	0%
8220	SchLunchFederal	-	202,266	202,266	202,266	-	-	202,266	202,266	0%
8290	All Other Federal Revenue	-	238,240	238,240	238,240	-	-	238,240	238,240	0%
SUBTOTAL - Federal Revenue		-	499,381	499,381	499,381	-	-	499,381	499,381	0%
Other State Revenue										
8311	SpEd Revenue	10,929	231,807	231,807	231,807	-	-	220,878	220,878	5%
8520	SchoolNutrState	-	19,867	19,867	19,867	-	-	19,867	19,867	0%
8550	MandCstReimburs	-	163,554	163,554	163,554	-	-	163,554	163,554	0%
8560	StateLotteryRev	-	86,151	86,151	86,151	-	-	86,151	86,151	0%
8590	AllOthStateRev	-	38,277	38,277	38,277	-	-	38,277	38,277	0%
SUBTOTAL - Other State Revenue		10,929	539,656	539,656	539,656	-	-	528,727	528,727	2%
Local Revenue										
8634	StudentLunchFee	51,072	3,208	3,208	3,208	-	-	(47,864)	(47,864)	1592%
8650	Leases & Rentals	-	-	-	-	-	-	-	-	-
8660	Interest	-	-	-	-	-	-	-	-	-
8698	OthRev-Suspense	-	-	-	-	-	-	-	-	-
8699	Other Revenue	-	30,135	30,135	30,135	-	-	30,135	30,135	0%
SUBTOTAL - Local Revenue		51,072	33,343	33,343	33,343	-	-	(17,729)	(17,729)	153%
TOTAL REVENUE		125,825	5,989,282	5,989,282	5,989,282	-	-	5,863,457	5,863,457	2%

Monthly Budget vs. Actuals Financial Update As of July 31, 2018 (July 2018 Report)		YTD	Budget							
MSA 2		Actual YTD	Adopted (July 1) Budget	Revised Budget	Current Forecast	Adopted Budget vs. Current Forecast	Revised Budget vs. Current Forecast	Revised Budget Remaining	Current Forecast Remaining	Actuals as % of Current Forecast
EXPENSES DETAIL										
Certificated Salaries										
1100	TeacherSalaries	72,261	1,740,983	1,740,983	1,740,983	-	-	1,668,722	1,668,722	4%
1300	Cert Adminis	40,493	425,320	425,320	425,320	-	-	384,827	384,827	10%
SUBTOTAL - Certificated Salaries		112,754	2,166,303	2,166,303	2,166,303	-	-	2,053,549	2,053,549	5%
Classified Salaries										
2400	Clerical & Tech	10,583	167,840	167,840	167,840	-	-	157,257	157,257	6%
2900	OtherClassStaff	4,172	270,766	270,766	270,766	-	-	266,594	266,594	2%
SUBTOTAL - Classified Salaries		14,755	438,606	438,606	438,606	-	-	423,851	423,851	3%
Employee Benefits										
3101	STRS-Certified	7,689	330,913	330,913	330,913	-	-	323,224	323,224	2%
3202	PERS-Classified	2,546	79,221	79,221	79,221	-	-	76,675	76,675	3%
3301	OASDI/Med-Cert	1,628	-	-	-	-	-	(1,628)	(1,628)	-
3302	OASDI/Med-Class	1,129	73,252	73,252	73,252	-	-	72,123	72,123	2%
3401	HlthWelfareCert	-	464,124	464,124	464,124	-	-	464,124	464,124	0%
3501	UI-Certificated	-	1,533	1,533	1,533	-	-	1,533	1,533	0%
3601	WorkersCmp-Cert	5,338	29,331	29,331	29,331	-	-	23,993	23,993	18%
3901	OthBenes-Cert	-	310	310	310	-	-	310	310	0%
SUBTOTAL - Employee Benefits		18,329	978,684	978,684	978,684	-	-	960,355	960,355	2%
Books & Supplies										
4100	Text&CoreCurric	-	25,000	25,000	25,000	-	-	25,000	25,000	0%
4200	BooksOthRefMats	-	5,000	5,000	5,000	-	-	5,000	5,000	0%
4310	Ins Mats & Sups	-	30,000	30,000	30,000	-	-	30,000	30,000	0%
4315	OthrSupplies	-	-	-	-	-	-	-	-	-
4320	Office Supplies	-	10,000	10,000	10,000	-	-	10,000	10,000	0%
4325	ProfDevMat&Sups	-	-	-	-	-	-	-	-	-
4326	Arts&MusicSupps	-	-	-	-	-	-	-	-	-
4335	PE Supplies	-	-	-	-	-	-	-	-	-
4340	Educat Software	-	57,982	57,982	57,982	-	-	57,982	57,982	0%
4345	NonInstStdntSup	1,246	10,000	10,000	10,000	-	-	8,754	8,754	12%
4346	TeacherSupplies	-	-	-	-	-	-	-	-	-
4350	Cust. Supplies	-	-	-	-	-	-	-	-	-
4351	Yearbook	-	-	-	-	-	-	-	-	-
4390	Uniforms	-	-	-	-	-	-	-	-	-

Monthly Budget vs. Actuals Financial Update As of July 31, 2018 (July 2018 Report)		YTD	Budget							
MSA 2		Actual YTD	Adopted (July 1) Budget	Revised Budget	Current Forecast	Adopted Budget vs. Current Forecast	Revised Budget vs. Current Forecast	Revised Budget Remaining	Current Forecast Remaining	Actuals as % of Current Forecast
4400	NonCapEquip-Gen	-	-	-	-	-	-	-	-	-
4430	OfficeFurnEqp<5k	-	6,000	6,000	6,000	-	-	6,000	6,000	0%
4440	Computers <\$5k	-	15,625	15,625	15,625	-	-	15,625	15,625	0%
4710	Food	-	247,340	247,340	247,340	-	-	247,340	247,340	0%
4720	Food:Other Food	-	10,000	10,000	10,000	-	-	10,000	10,000	0%
SUBTOTAL - Books and Supplies		1,246	426,947	426,947	426,947	-	-	425,702	425,702	0%
Services & Other Operating Expenses										
5101	CMO Fees	-	898,892	898,892	898,892	-	-	898,892	898,892	0%
5205	Conference Fees	-	6,000	6,000	6,000	-	-	6,000	6,000	0%
5210	MilesParkTolls	-	-	-	-	-	-	-	-	-
5215	TravConferences	-	2,500	2,500	2,500	-	-	2,500	2,500	0%
5220	TraLodging	-	-	-	-	-	-	-	-	-
5300	DuesMemberships	-	6,000	6,000	6,000	-	-	6,000	6,000	0%
5450	Other Insurance	5,816	27,746	27,746	27,746	-	-	21,930	21,930	21%
5500	OpsHousekeeping	-	17,510	17,510	17,510	-	-	17,510	17,510	0%
5510	Gas & Electric	-	-	-	-	-	-	-	-	-
5610	Rent & Leases	-	164,833	164,833	164,833	-	-	164,833	164,833	0%
5620	EquipmentLeases	1,081	20,000	20,000	20,000	-	-	18,919	18,919	5%
5630	Reps&MaintBldng	-	28,749	28,749	28,749	-	-	28,749	28,749	0%
5800	ProfessServices	-	165,215	165,215	165,215	-	-	165,215	165,215	0%
5810	Legal	-	20,000	20,000	20,000	-	-	20,000	20,000	0%
5813	SchPrgAftSchool	-	2,000	2,000	2,000	-	-	2,000	2,000	0%
5814	SchPrgAcadComps	-	12,000	12,000	12,000	-	-	12,000	12,000	0%
5819	SchlProgs-Other	-	10,000	10,000	10,000	-	-	10,000	10,000	0%
5820	Audit & CPA	-	10,000	10,000	10,000	-	-	10,000	10,000	0%
5825	DMSBusinessSvcs	-	-	-	-	-	-	-	-	-
5835	Field Trips	-	20,000	20,000	20,000	-	-	20,000	20,000	0%
5836	FieldTrip Trans	-	-	-	-	-	-	-	-	-
5840	MarkngStdtrRecrt	-	20,000	20,000	20,000	-	-	20,000	20,000	0%
5850	Oversight Fees	-	49,169	49,169	49,169	-	-	49,169	49,169	0%
5857	Payroll Fees	-	21,000	21,000	21,000	-	-	21,000	21,000	0%
5860	Service Fees	1,820	1,500	1,500	1,500	-	-	(320)	(320)	121%
5863	Prof Developmnt	-	11,442	11,442	11,442	-	-	11,442	11,442	0%
5864	Prof Dev-Other	-	75,500	75,500	75,500	-	-	75,500	75,500	0%
5869	SpEd Ctrct Inst	12,337	-	-	-	-	-	(12,337)	(12,337)	-
5875	StaffRecruiting	-	-	-	-	-	-	-	-	-
5884	Substitutes	-	76,000	76,000	76,000	-	-	76,000	76,000	0%

Monthly Budget vs. Actuals Financial Update As of July 31, 2018 (July 2018 Report)		YTD	Budget							
MSA 2		Actual YTD	Adopted (July 1) Budget	Revised Budget	Current Forecast	Adopted Budget vs. Current Forecast	Revised Budget vs. Current Forecast	Revised Budget Remaining	Current Forecast Remaining	Actuals as % of Current Forecast
5890	OthSvcsNon-Inst	-	23,405	23,405	23,405	-	-	23,405	23,405	0%
5900	Communications	-	4,635	4,635	4,635	-	-	4,635	4,635	0%
5920	TelecomInternet	2,372	36,600	36,600	36,600	-	-	34,228	34,228	6%
5930	PostageDelivery	-	7,000	7,000	7,000	-	-	7,000	7,000	0%
5940	Technology	-	-	-	-	-	-	-	-	-
SUBTOTAL - Services & Operations		23,426	1,737,696	1,737,696	1,737,696	-	-	1,714,270	1,714,270	1%

Monthly Budget vs. Actuals Financial Update As of July 31, 2018 (July 2018 Report)		YTD		Budget						
		Actual YTD	Adopted (July 1) Budget	Revised Budget	Current Forecast	Adopted Budget vs. Current Forecast	Revised Budget vs. Current Forecast	Revised Budget Remaining	Current Forecast Remaining	Actuals as % of Current Forecast
MSA 2										
Capital Outlay & Depreciation										
6400	EquipFixed	-	-	-	-	-	-	-	-	-
6900	Depreciation	-	69,484	69,484	69,484	-	-	69,484	69,484	0%
SUBTOTAL - Cap Outlay & Depreciation		-	69,484	69,484	69,484	-	-	69,484	69,484	0%
Other Outflows										
7299	Encroachment	-	12,147	12,147	12,147	-	-	12,147	12,147	0%
7438	InterestExpense	-	-	-	-	-	-	-	-	-
SUBTOTAL - Other Outflows		-	12,147	12,147	12,147	-	-	12,147	12,147	0%
TOTAL EXPENSES		170,510	5,829,868	5,829,868	5,829,868	-	-	5,659,358	5,659,358	12%

Monthly Budget vs. Actuals Financial Update As of July 31, 2018 (July 2018 Report)		YTD		Budget						
MSA 3		Actual YTD	Adopted (July 1) Budget	Revised Budget	Current Forecast	Adopted Budget vs. Current Forecast	Revised Budget vs. Current Forecast	Revised Budget Remaining	Current Forecast Remaining	Actuals as % of Current Forecast
SUMMARY										
Revenue										
LCFF Entitlement	63,914	4,907,330	4,907,330	4,907,330	-	-	4,843,416	4,843,416	1%	
Federal Revenue	-	473,723	473,723	473,723	-	-	473,723	473,723	0%	
Other State Revenues	10,948	656,427	656,427	656,427	-	-	645,479	645,479	2%	
Other Local Revenues (incl. suspense)	69,389	58,869	58,869	58,869	-	-	(10,520)	(10,520)	118%	
Total Revenue	144,251	6,096,349	6,096,349	6,096,349	-	-	5,952,098	5,952,098	2%	
Expenses										
Certificated Salaries	102,550	2,018,348	2,018,348	2,018,348	-	-	1,915,797	1,915,797	5%	
Classified Salaries	50,923	493,048	493,048	493,048	-	-	442,125	442,125	10%	
Benefits	29,878	888,593	888,593	888,593	-	-	858,715	858,715	3%	
Books and Supplies	2,932	386,564	386,564	386,564	-	-	383,632	383,632	1%	
Services and Other Operating Expenditures	18,710	2,130,019	2,130,019	2,130,019	-	-	2,111,310	2,111,310	1%	
Depreciation	-	63,804	63,804	63,804	-	-	63,804	63,804	0%	
Other Outflows	-	11,720	11,720	11,720	-	-	11,720	11,720	0%	
Total Expenses	204,993	5,992,096	5,992,096	5,992,096	-	-	5,787,103	5,787,103	3%	
Operating Income	(60,742)	104,253	104,253	104,253	-	-	164,996	164,996	-58%	
Fund Balance										
Beginning Balance (Unaudited)		1,071,970	1,071,970	1,071,970						
Audit Adjustment		-	-	-						
Beginning Balance (Audited)		1,071,970	1,071,970	1,071,970						
Operating Income		104,253	104,253	104,253						
Ending Fund Balance		1,176,223	1,176,223	1,176,223						



Monthly Budget vs. Actuals Financial Update As of July 31, 2018 (July 2018 Report)		YTD	Budget							
MSA 3		Actual YTD	Adopted (July 1) Budget	Revised Budget	Current Forecast	Adopted Budget vs. Current Forecast	Revised Budget vs. Current Forecast	Revised Budget Remaining	Current Forecast Remaining	Actuals as % of Current Forecast
REVENUE DETAIL										
LCFF Entitlement										
8011	State Aid	-	3,324,404	3,324,404	3,324,404	-	-	3,324,404	3,324,404	0%
8012	EPA Entitlement	-	572,645	572,645	572,645	-	-	572,645	572,645	0%
8019	Prior Year Adjustments	-	-	-	-	-	-	-	-	-
8096	InLieuPropTaxes	63,914	1,010,281	1,010,281	1,010,281	-	-	946,367	946,367	6%
SUBTOTAL - LCFF Entitlement		63,914	4,907,330	4,907,330	4,907,330	-	-	4,843,416	4,843,416	1%
Federal Revenue										
8181	SpEd - Revenue	-	56,875	56,875	56,875	-	-	56,875	56,875	0%
8220	SchLunchFederal	-	210,830	210,830	210,830	-	-	210,830	210,830	0%
8290	All Other Federal Revenue	-	206,018	206,018	206,018	-	-	206,018	206,018	0%
SUBTOTAL - Federal Revenue		-	473,723	473,723	473,723	-	-	473,723	473,723	0%
Other State Revenue										
8311	SpEd Revenue	10,948	239,041	239,041	239,041	-	-	228,093	228,093	5%
8520	SchoolNutrState	-	19,643	19,643	19,643	-	-	19,643	19,643	0%
8550	MandCstReimburs	-	163,990	163,990	163,990	-	-	163,990	163,990	0%
8560	StateLotteryRev	-	88,839	88,839	88,839	-	-	88,839	88,839	0%
8590	AllOthStateRev	-	144,914	144,914	144,914	-	-	144,914	144,914	0%
SUBTOTAL - Other State Revenue		10,948	656,427	656,427	656,427	-	-	645,479	645,479	2%
Local Revenue										
8634	StudentLunchFee	68,889	4,270	4,270	4,270	-	-	(64,619)	(64,619)	1613%
8650	Leases & Rentals	-	-	-	-	-	-	-	-	-
8660	Interest	-	-	-	-	-	-	-	-	-
8698	OthRev-Suspense	-	-	-	-	-	-	-	-	-
8699	Other Revenue	500	54,599	54,599	54,599	-	-	54,099	54,099	1%
SUBTOTAL - Local Revenue		69,389	58,869	58,869	58,869	-	-	(10,520)	(10,520)	118%
TOTAL REVENUE		144,251	6,096,349	6,096,349	6,096,349	-	-	5,952,098	5,952,098	2%

Monthly Budget vs. Actuals Financial Update As of July 31, 2018 (July 2018 Report)		YTD	Budget							
MSA 3		Actual YTD	Adopted (July 1) Budget	Revised Budget	Current Forecast	Adopted Budget vs. Current Forecast	Revised Budget vs. Current Forecast	Revised Budget Remaining	Current Forecast Remaining	Actuals as % of Current Forecast
EXPENSES DETAIL										
Certificated Salaries										
1100	TeacherSalaries	51,469	1,681,876	1,681,876	1,681,876	-	-	1,630,407	1,630,407	3%
1300	Cert Adminis	51,081	336,472	336,472	336,472	-	-	285,391	285,391	15%
SUBTOTAL - Certificated Salaries		102,550	2,018,348	2,018,348	2,018,348	-	-	1,915,797	1,915,797	5%
Classified Salaries										
2400	Clerical & Tech	20,247	164,833	164,833	164,833	-	-	144,586	144,586	12%
2900	OtherClassStaff	30,677	328,215	328,215	328,215	-	-	297,538	297,538	9%
SUBTOTAL - Classified Salaries		50,923	493,048	493,048	493,048	-	-	442,125	442,125	10%
Employee Benefits										
3101	STRS-Certified	10,231	308,115	308,115	308,115	-	-	297,884	297,884	3%
3202	PERS-Classified	8,135	89,054	89,054	89,054	-	-	80,919	80,919	9%
3301	OASDI/Med-Cert	1,485	-	-	-	-	-	(1,485)	(1,485)	-
3302	OASDI/Med-Class	3,896	74,781	74,781	74,781	-	-	70,885	70,885	5%
3401	HlthWelfareCert	-	386,892	386,892	386,892	-	-	386,892	386,892	0%
3501	UI-Certificated	-	1,473	1,473	1,473	-	-	1,473	1,473	0%
3601	WorkersCmp-Cert	6,132	28,278	28,278	28,278	-	-	22,146	22,146	22%
3901	OthBenes-Cert	-	-	-	-	-	-	-	-	-
SUBTOTAL - Employee Benefits		29,878	888,593	888,593	888,593	-	-	858,715	858,715	3%
Books & Supplies										
4100	Text&CoreCurric	-	25,000	25,000	25,000	-	-	25,000	25,000	0%
4200	BooksOthRefMats	-	4,000	4,000	4,000	-	-	4,000	4,000	0%
4310	Ins Mats & Sups	-	26,500	26,500	26,500	-	-	26,500	26,500	0%
4315	OthrSupplies	-	-	-	-	-	-	-	-	-
4320	Office Supplies	-	11,000	11,000	11,000	-	-	11,000	11,000	0%
4325	ProfDevMat&Sups	-	500	500	500	-	-	500	500	0%
4326	Arts&MusicSupps	-	1,500	1,500	1,500	-	-	1,500	1,500	0%
4335	PE Supplies	-	2,000	2,000	2,000	-	-	2,000	2,000	0%
4340	Educat Software	-	54,310	54,310	54,310	-	-	54,310	54,310	0%
4345	NonInstStdntSup	447	7,000	7,000	7,000	-	-	6,553	6,553	6%
4346	TeacherSupplies	-	1,000	1,000	1,000	-	-	1,000	1,000	0%
4350	Cust. Supplies	-	300	300	300	-	-	300	300	0%
4351	Yearbook	-	-	-	-	-	-	-	-	-
4390	Uniforms	-	500	500	500	-	-	500	500	0%

Monthly Budget vs. Actuals Financial Update As of July 31, 2018 (July 2018 Report)		YTD	Budget							
MSA 3		Actual YTD	Adopted (July 1) Budget	Revised Budget	Current Forecast	Adopted Budget vs. Current Forecast	Revised Budget vs. Current Forecast	Revised Budget Remaining	Current Forecast Remaining	Actuals as % of Current Forecast
4400	NonCapEquip-Gen	-	7,120	7,120	7,120	-	-	7,120	7,120	0%
4430	OfficeFurnEq<5k	-	-	-	-	-	-	-	-	-
4440	Computers <\$5k	2,485	6,602	6,602	6,602	-	-	4,117	4,117	38%
4710	Food	-	230,992	230,992	230,992	-	-	230,992	230,992	0%
4720	Food:Other Food	-	8,240	8,240	8,240	-	-	8,240	8,240	0%
SUBTOTAL - Books and Supplies		2,932	386,564	386,564	386,564	-	-	383,632	383,632	1%
Services & Other Operating Expenses										
5101	CMO Fees	-	991,104	991,104	991,104	-	-	991,104	991,104	0%
5205	Conference Fees	-	-	-	-	-	-	-	-	-
5210	MilesParkTolls	-	2,244	2,244	2,244	-	-	2,244	2,244	0%
5215	TravConferences	-	-	-	-	-	-	-	-	-
5220	TraLodging	-	515	515	515	-	-	515	515	0%
5300	DuesMemberships	-	10,300	10,300	10,300	-	-	10,300	10,300	0%
5450	Other Insurance	5,553	27,808	27,808	27,808	-	-	22,255	22,255	20%
5500	OpsHousekeeping	-	5,150	5,150	5,150	-	-	5,150	5,150	0%
5510	Gas & Electric	1,102	-	-	-	-	-	(1,102)	(1,102)	-
5610	Rent & Leases	2,101	405,200	405,200	405,200	-	-	403,100	403,100	1%
5620	EquipmentLeases	2,237	16,068	16,068	16,068	-	-	13,831	13,831	14%
5630	Reps&MaintBldng	-	13,905	13,905	13,905	-	-	13,905	13,905	0%
5800	ProfessServices	-	167,268	167,268	167,268	-	-	167,268	167,268	0%
5810	Legal	1,919	35,000	35,000	35,000	-	-	33,081	33,081	5%
5813	SchPrgAftSchool	-	113,234	113,234	113,234	-	-	113,234	113,234	0%
5814	SchPrgAcadComps	-	2,000	2,000	2,000	-	-	2,000	2,000	0%
5819	SchIProgs-Other	-	20,000	20,000	20,000	-	-	20,000	20,000	0%
5820	Audit & CPA	-	10,313	10,313	10,313	-	-	10,313	10,313	0%
5825	DMSBusinessSvcs	-	-	-	-	-	-	-	-	-
5835	Field Trips	2,885	20,000	20,000	20,000	-	-	17,116	17,116	14%
5836	FieldTrip Trans	-	-	-	-	-	-	-	-	-
5840	MarkngStdtrRecrt	-	10,000	10,000	10,000	-	-	10,000	10,000	0%
5850	Oversight Fees	-	49,073	49,073	49,073	-	-	49,073	49,073	0%
5857	Payroll Fees	-	25,714	25,714	25,714	-	-	25,714	25,714	0%
5860	Service Fees	1,970	515	515	515	-	-	(1,455)	(1,455)	383%
5863	Prof Developmnt	-	15,000	15,000	15,000	-	-	15,000	15,000	0%
5864	Prof Dev-Other	-	30,000	30,000	30,000	-	-	30,000	30,000	0%
5869	SpEd Ctrct Inst	-	-	-	-	-	-	-	-	-
5875	StaffRecruiting	-	309	309	309	-	-	309	309	0%
5884	Substitutes	-	77,000	77,000	77,000	-	-	77,000	77,000	0%

Monthly Budget vs. Actuals Financial Update As of July 31, 2018 (July 2018 Report)		YTD	Budget							
MSA 3		Actual YTD	Adopted (July 1) Budget	Revised Budget	Current Forecast	Adopted Budget vs. Current Forecast	Revised Budget vs. Current Forecast	Revised Budget Remaining	Current Forecast Remaining	Actuals as % of Current Forecast
5890	OthSvcsNon-Inst	-	15,450	15,450	15,450	-	-	15,450	15,450	0%
5900	Communications	-	9,962	9,962	9,962	-	-	9,962	9,962	0%
5920	TelecomInternet	944	49,991	49,991	49,991	-	-	49,047	49,047	2%
5930	PostageDelivery	-	6,896	6,896	6,896	-	-	6,896	6,896	0%
5940	Technology	-	-	-	-	-	-	-	-	-
SUBTOTAL - Services & Operations		18,710	2,130,019	2,130,019	2,130,019	-	-	2,111,310	2,111,310	1%

Monthly Budget vs. Actuals Financial Update As of July 31, 2018 (July 2018 Report)		YTD		Budget						
		Actual YTD	Adopted (July 1) Budget	Revised Budget	Current Forecast	Adopted Budget vs. Current Forecast	Revised Budget vs. Current Forecast	Revised Budget Remaining	Current Forecast Remaining	Actuals as % of Current Forecast
MSA 3										
Capital Outlay & Depreciation										
6400	EquipFixed	-	-	-	-	-	-	-	-	-
6900	Depreciation	-	63,804	63,804	63,804	-	-	63,804	63,804	0%
SUBTOTAL - Cap Outlay & Depreciation		-	63,804	63,804	63,804	-	-	63,804	63,804	0%
Other Outflows										
7299	Encroachment	-	11,720	11,720	11,720	-	-	11,720	11,720	0%
7438	InterestExpense	-	-	-	-	-	-	-	-	-
SUBTOTAL - Other Outflows		-	11,720	11,720	11,720	-	-	11,720	11,720	0%
TOTAL EXPENSES		204,993	5,992,096	5,992,096	5,992,096	-	-	5,787,103	5,787,103	20%

Monthly Budget vs. Actuals Financial Update As of July 31, 2018 (July 2018 Report)		Budget								
MSA 4		YTD	Budget							Actuals as % of Current Forecast
		Actual YTD	Adopted (July 1) Budget	Revised Budget	Current Forecast	Adopted Budget vs. Current Forecast	Revised Budget vs. Current Forecast	Revised Budget Remaining	Current Forecast Remaining	
SUMMARY										
Revenue										
LCFF Entitlement	24,302	1,920,178	1,920,178	1,920,178	-	-	1,895,876	1,895,876	1%	
Federal Revenue	41,552	155,404	155,404	155,404	-	-	113,852	113,852	27%	
Other State Revenues	5,928	197,847	197,847	197,847	-	-	191,919	191,919	3%	
Other Local Revenues (incl. suspense)	7,700	7,396	7,396	7,396	-	-	(304)	(304)	104%	
Total Revenue	79,481	2,280,825	2,280,825	2,280,825	-	-	2,201,344	2,201,344	3%	
Expenses										
Certificated Salaries	31,346	949,845	949,845	949,845	-	-	918,499	918,499	3%	
Classified Salaries	3,331	69,781	69,781	69,781	-	-	66,450	66,450	5%	
Benefits	6,976	354,746	354,746	354,746	-	-	347,771	347,771	2%	
Books and Supplies	-	143,475	143,475	143,475	-	-	143,475	143,475	0%	
Services and Other Operating Expenditures	10,365	797,040	797,040	797,040	-	-	786,675	786,675	1%	
Depreciation	-	19,312	19,312	19,312	-	-	19,312	19,312	0%	
Other Outflows	-	26,365	26,365	26,365	-	-	26,365	26,365	0%	
Total Expenses	52,017	2,360,563	2,360,563	2,360,563	-	-	2,308,546	2,308,546	2%	
Operating Income	27,464	(79,738)	(79,738)	(79,738)	-	-	(107,202)	(107,202)	-34%	
Fund Balance										
Beginning Balance (Unaudited)		1,493,450	1,493,450	1,493,450						
Audit Adjustment		-	-	-						
Beginning Balance (Audited)		1,493,450	1,493,450	1,493,450						
Operating Income		(79,738)	(79,738)	(79,738)						
Ending Fund Balance		1,413,712	1,413,712	1,413,712						



Monthly Budget vs. Actuals Financial Update As of July 31, 2018 (July 2018 Report)		YTD	Budget							
MSA 4		Actual YTD	Adopted (July 1) Budget	Revised Budget	Current Forecast	Adopted Budget vs. Current Forecast	Revised Budget vs. Current Forecast	Revised Budget Remaining	Current Forecast Remaining	Actuals as % of Current Forecast
REVENUE DETAIL										
LCFF Entitlement										
8011	State Aid	-	1,317,941	1,317,941	1,317,941	-	-	1,317,941	1,317,941	0%
8012	EPA Entitlement	-	223,524	223,524	223,524	-	-	223,524	223,524	0%
8019	Prior Year Adjustments	-	-	-	-	-	-	-	-	-
8096	InLieuPropTaxes	24,302	378,713	378,713	378,713	-	-	354,411	354,411	6%
SUBTOTAL - LCFF Entitlement		24,302	1,920,178	1,920,178	1,920,178	-	-	1,895,876	1,895,876	1%
Federal Revenue										
8181	SpEd - Revenue	1,998	33,606	33,606	33,606	-	-	31,608	31,608	6%
8220	SchLunchFederal	39,554	35,688	35,688	35,688	-	-	(3,866)	(3,866)	111%
8290	All Other Federal Revenue	-	86,110	86,110	86,110	-	-	86,110	86,110	0%
SUBTOTAL - Federal Revenue		41,552	155,404	155,404	155,404	-	-	113,852	113,852	27%
Other State Revenue										
8311	SpEd Revenue	5,928	98,217	98,217	98,217	-	-	92,289	92,289	6%
8520	SchoolNutrState	-	2,481	2,481	2,481	-	-	2,481	2,481	0%
8550	MandCstReimburs	-	63,847	63,847	63,847	-	-	63,847	63,847	0%
8560	StateLotteryRev	-	33,302	33,302	33,302	-	-	33,302	33,302	0%
8590	AllOthStateRev	-	-	-	-	-	-	-	-	-
SUBTOTAL - Other State Revenue		5,928	197,847	197,847	197,847	-	-	191,919	191,919	3%
Local Revenue										
8634	StudentLunchFee	-	1,487	1,487	1,487	-	-	1,487	1,487	0%
8650	Leases & Rentals	-	-	-	-	-	-	-	-	-
8660	Interest	-	-	-	-	-	-	-	-	-
8698	OthRev-Suspense	-	-	-	-	-	-	-	-	-
8699	Other Revenue	7,700	5,909	5,909	5,909	-	-	(1,791)	(1,791)	130%
SUBTOTAL - Local Revenue		7,700	7,396	7,396	7,396	-	-	(304)	(304)	104%
TOTAL REVENUE		79,481	2,280,825	2,280,825	2,280,825	-	-	2,201,344	2,201,344	3%

Monthly Budget vs. Actuals Financial Update As of July 31, 2018 (July 2018 Report)		YTD	Budget							
MSA 4		Actual YTD	Adopted (July 1) Budget	Revised Budget	Current Forecast	Adopted Budget vs. Current Forecast	Revised Budget vs. Current Forecast	Revised Budget Remaining	Current Forecast Remaining	Actuals as % of Current Forecast
EXPENSES DETAIL										
Certificated Salaries										
1100	TeacherSalaries	16,075	776,333	776,333	776,333	-	-	760,258	760,258	2%
1300	Cert Adminis	15,271	173,512	173,512	173,512	-	-	158,241	158,241	9%
SUBTOTAL - Certificated Salaries		31,346	949,845	949,845	949,845	-	-	918,499	918,499	3%
Classified Salaries										
2400	Clerical & Tech	3,331	41,998	41,998	41,998	-	-	38,667	38,667	8%
2900	OtherClassStaff	-	27,783	27,783	27,783	-	-	27,783	27,783	0%
SUBTOTAL - Classified Salaries		3,331	69,781	69,781	69,781	-	-	66,450	66,450	5%
Employee Benefits										
3101	STRS-Certified	3,044	147,744	147,744	147,744	-	-	144,700	144,700	2%
3202	PERS-Classified	575	12,604	12,604	12,604	-	-	12,029	12,029	5%
3301	OASDI/Med-Cert	547	-	-	-	-	-	(547)	(547)	-
3302	OASDI/Med-Class	255	21,735	21,735	21,735	-	-	21,480	21,480	1%
3401	HlthWelfareCert	-	160,358	160,358	160,358	-	-	160,358	160,358	0%
3501	UI-Certificated	-	615	615	615	-	-	615	615	0%
3601	WorkersCmp-Cert	2,555	11,481	11,481	11,481	-	-	8,926	8,926	22%
3901	OthBenes-Cert	-	209	209	209	-	-	209	209	0%
SUBTOTAL - Employee Benefits		6,976	354,746	354,746	354,746	-	-	347,771	347,771	2%
Books & Supplies										
4100	Text&CoreCurric	-	17,118	17,118	17,118	-	-	17,118	17,118	0%
4200	BooksOthRefMats	-	-	-	-	-	-	-	-	-
4310	Ins Mats & Sups	-	25,000	25,000	25,000	-	-	25,000	25,000	0%
4315	OthrSupplies	-	-	-	-	-	-	-	-	-
4320	Office Supplies	-	11,000	11,000	11,000	-	-	11,000	11,000	0%
4325	ProfDevMat&Sups	-	-	-	-	-	-	-	-	-
4326	Arts&MusicSupps	-	-	-	-	-	-	-	-	-
4335	PE Supplies	-	1,000	1,000	1,000	-	-	1,000	1,000	0%
4340	Educat Software	-	33,228	33,228	33,228	-	-	33,228	33,228	0%
4345	NonInstStdntSup	-	5,000	5,000	5,000	-	-	5,000	5,000	0%
4346	TeacherSupplies	-	-	-	-	-	-	-	-	-
4350	Cust. Supplies	-	-	-	-	-	-	-	-	-
4351	Yearbook	-	-	-	-	-	-	-	-	-
4390	Uniforms	-	-	-	-	-	-	-	-	-

Monthly Budget vs. Actuals Financial Update As of July 31, 2018 (July 2018 Report)		YTD	Budget							
MSA 4		Actual YTD	Adopted (July 1) Budget	Revised Budget	Current Forecast	Adopted Budget vs. Current Forecast	Revised Budget vs. Current Forecast	Revised Budget Remaining	Current Forecast Remaining	Actuals as % of Current Forecast
4400	NonCapEquip-Gen	-	-	-	-	-	-	-	-	-
4430	OfficeFurnEqp<5k	-	-	-	-	-	-	-	-	-
4440	Computers <\$5k	-	-	-	-	-	-	-	-	-
4710	Food	-	49,129	49,129	49,129	-	-	49,129	49,129	0%
4720	Food:Other Food	-	2,000	2,000	2,000	-	-	2,000	2,000	0%
SUBTOTAL - Books and Supplies		-	143,475	143,475	143,475	-	-	143,475	143,475	0%
Services & Other Operating Expenses										
5101	CMO Fees	6,471	77,657	77,657	77,657	-	-	71,186	71,186	8%
5205	Conference Fees	-	2,000	2,000	2,000	-	-	2,000	2,000	0%
5210	MilesParkTolls	-	-	-	-	-	-	-	-	-
5215	TravConferences	-	2,000	2,000	2,000	-	-	2,000	2,000	0%
5220	TraLodging	-	-	-	-	-	-	-	-	-
5300	DuesMemberships	-	4,567	4,567	4,567	-	-	4,567	4,567	0%
5450	Other Insurance	2,133	11,273	11,273	11,273	-	-	9,140	9,140	19%
5500	OpsHousekeeping	-	656	656	656	-	-	656	656	0%
5510	Gas & Electric	-	-	-	-	-	-	-	-	-
5610	Rent & Leases	-	172,340	172,340	172,340	-	-	172,340	172,340	0%
5620	EquipmentLeases	377	22,134	22,134	22,134	-	-	21,757	21,757	2%
5630	Reps&MaintBldng	-	7,000	7,000	7,000	-	-	7,000	7,000	0%
5800	ProfessServices	-	186,833	186,833	186,833	-	-	186,833	186,833	0%
5810	Legal	-	25,000	25,000	25,000	-	-	25,000	25,000	0%
5813	SchPrgAftSchool	-	1,000	1,000	1,000	-	-	1,000	1,000	0%
5814	SchPrgAcadComps	-	5,000	5,000	5,000	-	-	5,000	5,000	0%
5819	SchIProgs-Other	-	1,000	1,000	1,000	-	-	1,000	1,000	0%
5820	Audit & CPA	-	10,850	10,850	10,850	-	-	10,850	10,850	0%
5825	DMSBusinessSvcs	-	-	-	-	-	-	-	-	-
5835	Field Trips	-	5,000	5,000	5,000	-	-	5,000	5,000	0%
5836	FieldTrip Trans	-	63,860	63,860	63,860	-	-	63,860	63,860	0%
5840	MarkngStdtrcrt	-	10,000	10,000	10,000	-	-	10,000	10,000	0%
5850	Oversight Fees	1,028	19,202	19,202	19,202	-	-	18,174	18,174	5%
5857	Payroll Fees	-	10,044	10,044	10,044	-	-	10,044	10,044	0%
5860	Service Fees	-	546	546	546	-	-	546	546	0%
5863	Prof Developmnt	-	29,865	29,865	29,865	-	-	29,865	29,865	0%
5864	Prof Dev-Other	-	20,000	20,000	20,000	-	-	20,000	20,000	0%
5869	SpEd Ctrct Inst	-	-	-	-	-	-	-	-	-
5875	StaffRecruiting	-	-	-	-	-	-	-	-	-
5884	Substitutes	-	34,705	34,705	34,705	-	-	34,705	34,705	0%

Monthly Budget vs. Actuals Financial Update As of July 31, 2018 (July 2018 Report)		YTD	Budget							
MSA 4		Actual YTD	Adopted (July 1) Budget	Revised Budget	Current Forecast	Adopted Budget vs. Current Forecast	Revised Budget vs. Current Forecast	Revised Budget Remaining	Current Forecast Remaining	Actuals as % of Current Forecast
5890	OthSvcsNon-Inst	-	11,596	11,596	11,596	-	-	11,596	11,596	0%
5900	Communications	-	4,450	4,450	4,450	-	-	4,450	4,450	0%
5920	TelecomInternet	355	55,750	55,750	55,750	-	-	55,395	55,395	1%
5930	PostageDelivery	-	2,713	2,713	2,713	-	-	2,713	2,713	0%
5940	Technology	-	-	-	-	-	-	-	-	-
SUBTOTAL - Services & Operations		10,365	797,040	797,040	797,040	-	-	786,675	786,675	1%

Monthly Budget vs. Actuals Financial Update As of July 31, 2018 (July 2018 Report)		YTD		Budget						
		Actual YTD	Adopted (July 1) Budget	Revised Budget	Current Forecast	Adopted Budget vs. Current Forecast	Revised Budget vs. Current Forecast	Revised Budget Remaining	Current Forecast Remaining	Actuals as % of Current Forecast
MSA 4										
Capital Outlay & Depreciation										
6400	EquipFixed	-	-	-	-	-	-	-	-	-
6900	Depreciation	-	19,312	19,312	19,312	-	-	19,312	19,312	0%
SUBTOTAL - Cap Outlay & Depreciation		-	19,312	19,312	19,312	-	-	19,312	19,312	0%
Other Outflows										
7299	Encroachment	-	26,365	26,365	26,365	-	-	26,365	26,365	0%
7438	InterestExpense	-	-	-	-	-	-	-	-	-
SUBTOTAL - Other Outflows		-	26,365	26,365	26,365	-	-	26,365	26,365	0%
TOTAL EXPENSES		52,017	2,360,563	2,360,563	2,360,563	-	-	2,308,546	2,308,546	11%

Monthly Budget vs. Actuals Financial Update As of July 31, 2018 (July 2018 Report)		Budget								
MSA 5		YTD	Budget							Actuals as % of Current Forecast
		Actual YTD	Adopted (July 1) Budget	Revised Budget	Current Forecast	Adopted Budget vs. Current Forecast	Revised Budget vs. Current Forecast	Revised Budget Remaining	Current Forecast Remaining	
SUMMARY										
Revenue										
LCFF Entitlement	28,614	2,431,167	2,431,167	2,431,167	-	-	2,402,553	2,402,553	1%	
Federal Revenue	-	156,069	156,069	156,069	-	-	156,069	156,069	0%	
Other State Revenues	6,191	263,878	263,878	263,878	-	-	257,687	257,687	2%	
Other Local Revenues (incl. suspense)	2,458	1,000	1,000	1,000	-	-	(1,458)	(1,458)	246%	
Total Revenue	37,263	2,852,114	2,852,114	2,852,114	-	-	2,814,851	2,814,851	1%	
Expenses										
Certificated Salaries	43,901	1,171,673	1,171,673	1,171,673	-	-	1,127,772	1,127,772	4%	
Classified Salaries	16,335	157,231	157,231	157,231	-	-	140,896	140,896	10%	
Benefits	12,463	495,114	495,114	495,114	-	-	482,651	482,651	3%	
Books and Supplies	-	238,640	238,640	238,640	-	-	238,640	238,640	0%	
Services and Other Operating Expenditures	5,793	697,742	697,742	697,742	-	-	691,949	691,949	1%	
Depreciation	-	17,579	17,579	17,579	-	-	17,579	17,579	0%	
Other Outflows	-	42,998	42,998	42,998	-	-	42,998	42,998	0%	
Total Expenses	78,492	2,820,978	2,820,978	2,820,978	-	-	2,742,486	2,742,486	3%	
Operating Income	(41,229)	31,136	31,136	31,136	-	-	72,365	72,365	-132%	
Fund Balance										
Beginning Balance (Unaudited)		1,935,360	1,935,360	1,935,360						
Audit Adjustment		-	-	-						
Beginning Balance (Audited)		1,935,360	1,935,360	1,935,360						
Operating Income		31,136	31,136	31,136						
Ending Fund Balance		1,966,496	1,966,496	1,966,496						



Monthly Budget vs. Actuals Financial Update As of July 31, 2018 (July 2018 Report)		YTD	Budget							
MSA 5		Actual YTD	Adopted (July 1) Budget	Revised Budget	Current Forecast	Adopted Budget vs. Current Forecast	Revised Budget vs. Current Forecast	Revised Budget Remaining	Current Forecast Remaining	Actuals as % of Current Forecast
REVENUE DETAIL										
LCFF Entitlement										
8011	State Aid	-	1,648,493	1,648,493	1,648,493	-	-	1,648,493	1,648,493	0%
8012	EPA Entitlement	-	282,755	282,755	282,755	-	-	282,755	282,755	0%
8019	Prior Year Adjustments	-	-	-	-	-	-	-	-	-
8096	InLieuPropTaxes	28,614	499,919	499,919	499,919	-	-	471,305	471,305	6%
SUBTOTAL - LCFF Entitlement		28,614	2,431,167	2,431,167	2,431,167	-	-	2,402,553	2,402,553	1%
Federal Revenue										
8181	SpEd - Revenue	-	26,250	26,250	26,250	-	-	26,250	26,250	0%
8220	SchLunchFederal	-	-	-	-	-	-	-	-	-
8290	All Other Federal Revenue	-	129,819	129,819	129,819	-	-	129,819	129,819	0%
SUBTOTAL - Federal Revenue		-	156,069	156,069	156,069	-	-	156,069	156,069	0%
Other State Revenue										
8311	SpEd Revenue	-	118,285	118,285	118,285	-	-	118,285	118,285	0%
8520	SchoolNutrState	-	-	-	-	-	-	-	-	-
8550	MandCstReimburs	-	72,149	72,149	72,149	-	-	72,149	72,149	0%
8560	StateLotteryRev	-	43,960	43,960	43,960	-	-	43,960	43,960	0%
8590	AllOthStateRev	6,191	29,484	29,484	29,484	-	-	23,293	23,293	21%
SUBTOTAL - Other State Revenue		6,191	263,878	263,878	263,878	-	-	257,687	257,687	2%
Local Revenue										
8634	StudentLunchFee	-	-	-	-	-	-	-	-	-
8650	Leases & Rentals	-	-	-	-	-	-	-	-	-
8660	Interest	-	-	-	-	-	-	-	-	-
8698	OthRev-Suspense	2,458	-	-	-	-	-	(2,458)	(2,458)	-
8699	Other Revenue	-	1,000	1,000	1,000	-	-	1,000	1,000	0%
SUBTOTAL - Local Revenue		2,458	1,000	1,000	1,000	-	-	(1,458)	(1,458)	246%
TOTAL REVENUE		37,263	2,852,114	2,852,114	2,852,114	-	-	2,814,851	2,814,851	1%

Monthly Budget vs. Actuals Financial Update As of July 31, 2018 (July 2018 Report)		YTD	Budget							
MSA 5		Actual YTD	Adopted (July 1) Budget	Revised Budget	Current Forecast	Adopted Budget vs. Current Forecast	Revised Budget vs. Current Forecast	Revised Budget Remaining	Current Forecast Remaining	Actuals as % of Current Forecast
EXPENSES DETAIL										
Certificated Salaries										
1100	TeacherSalaries	22,511	982,993	982,993	982,993	-	-	960,482	960,482	2%
1300	Cert Adminis	21,390	188,680	188,680	188,680	-	-	167,290	167,290	11%
SUBTOTAL - Certificated Salaries		43,901	1,171,673	1,171,673	1,171,673	-	-	1,127,772	1,127,772	4%
Classified Salaries										
2400	Clerical & Tech	11,197	86,990	86,990	86,990	-	-	75,793	75,793	13%
2900	OtherClassStaff	5,138	70,241	70,241	70,241	-	-	65,103	65,103	7%
SUBTOTAL - Classified Salaries		16,335	157,231	157,231	157,231	-	-	140,896	140,896	10%
Employee Benefits										
3101	STRS-Certified	4,234	180,567	180,567	180,567	-	-	176,333	176,333	2%
3202	PERS-Classified	2,864	28,226	28,226	28,226	-	-	25,362	25,362	10%
3301	OASDI/Med-Cert	635	-	-	-	-	-	(635)	(635)	-
3302	OASDI/Med-Class	1,250	32,895	32,895	32,895	-	-	31,645	31,645	4%
3401	HlthWelfareCert	1,013	237,664	237,664	237,664	-	-	236,651	236,651	0%
3501	UI-Certificated	-	799	799	799	-	-	799	799	0%
3601	WorkersCmp-Cert	2,467	14,963	14,963	14,963	-	-	12,496	12,496	16%
3901	OthBenes-Cert	-	-	-	-	-	-	-	-	-
SUBTOTAL - Employee Benefits		12,463	495,114	495,114	495,114	-	-	482,651	482,651	3%
Books & Supplies										
4100	Text&CoreCurric	-	20,000	20,000	20,000	-	-	20,000	20,000	0%
4200	BooksOthRefMats	-	5,000	5,000	5,000	-	-	5,000	5,000	0%
4310	Ins Mats & Sups	-	13,446	13,446	13,446	-	-	13,446	13,446	0%
4315	OthrSupplies	-	-	-	-	-	-	-	-	-
4320	Office Supplies	-	12,500	12,500	12,500	-	-	12,500	12,500	0%
4325	ProfDevMat&Sups	-	-	-	-	-	-	-	-	-
4326	Arts&MusicSupps	-	-	-	-	-	-	-	-	-
4335	PE Supplies	-	-	-	-	-	-	-	-	-
4340	Educat Software	-	43,865	43,865	43,865	-	-	43,865	43,865	0%
4345	NonInstStdntSup	-	2,000	2,000	2,000	-	-	2,000	2,000	0%
4346	TeacherSupplies	-	-	-	-	-	-	-	-	-
4350	Cust. Supplies	-	1,000	1,000	1,000	-	-	1,000	1,000	0%
4351	Yearbook	-	-	-	-	-	-	-	-	-
4390	Uniforms	-	-	-	-	-	-	-	-	-

Monthly Budget vs. Actuals Financial Update As of July 31, 2018 (July 2018 Report)		YTD	Budget							
MSA 5		Actual YTD	Adopted (July 1) Budget	Revised Budget	Current Forecast	Adopted Budget vs. Current Forecast	Revised Budget vs. Current Forecast	Revised Budget Remaining	Current Forecast Remaining	Actuals as % of Current Forecast
4400	NonCapEquip-Gen	-	11,329	11,329	11,329	-	-	11,329	11,329	0%
4430	OfficeFurnEqp<5k	-	5,000	5,000	5,000	-	-	5,000	5,000	0%
4440	Computers <\$5k	-	5,000	5,000	5,000	-	-	5,000	5,000	0%
4710	Food	-	115,000	115,000	115,000	-	-	115,000	115,000	0%
4720	Food:Other Food	-	2,000	2,000	2,000	-	-	2,000	2,000	0%
SUBTOTAL - Books and Supplies		-	238,640	238,640	238,640	-	-	238,640	238,640	0%
Services & Other Operating Expenses										
5101	CMO Fees	-	103,253	103,253	103,253	-	-	103,253	103,253	0%
5205	Conference Fees	678	2,000	2,000	2,000	-	-	1,322	1,322	34%
5210	MilesParkTolls	-	-	-	-	-	-	-	-	-
5215	TravConferences	-	1,000	1,000	1,000	-	-	1,000	1,000	0%
5220	TraLodging	-	-	-	-	-	-	-	-	-
5300	DuesMemberships	-	5,000	5,000	5,000	-	-	5,000	5,000	0%
5450	Other Insurance	1,607	11,836	11,836	11,836	-	-	10,229	10,229	14%
5500	OpsHousekeeping	-	515	515	515	-	-	515	515	0%
5510	Gas & Electric	-	-	-	-	-	-	-	-	-
5610	Rent & Leases	789	185,000	185,000	185,000	-	-	184,211	184,211	0%
5620	EquipmentLeases	398	18,432	18,432	18,432	-	-	18,034	18,034	2%
5630	Reps&MaintBldng	-	10,000	10,000	10,000	-	-	10,000	10,000	0%
5800	ProfessServices	-	121,071	121,071	121,071	-	-	121,071	121,071	0%
5810	Legal	-	5,000	5,000	5,000	-	-	5,000	5,000	0%
5813	SchPrgAftSchool	-	29,484	29,484	29,484	-	-	29,484	29,484	0%
5814	SchPrgAcadComps	-	5,000	5,000	5,000	-	-	5,000	5,000	0%
5819	SchlProgs-Other	-	3,600	3,600	3,600	-	-	3,600	3,600	0%
5820	Audit & CPA	-	8,334	8,334	8,334	-	-	8,334	8,334	0%
5825	DMSBusinessSvcs	-	-	-	-	-	-	-	-	-
5835	Field Trips	-	10,000	10,000	10,000	-	-	10,000	10,000	0%
5836	FieldTrip Trans	-	-	-	-	-	-	-	-	-
5840	MarkngStdtrRecrt	-	7,500	7,500	7,500	-	-	7,500	7,500	0%
5850	Oversight Fees	-	24,292	24,292	24,292	-	-	24,292	24,292	0%
5857	Payroll Fees	-	10,038	10,038	10,038	-	-	10,038	10,038	0%
5860	Service Fees	1,864	612	612	612	-	-	(1,252)	(1,252)	305%
5863	Prof Developmnt	-	10,000	10,000	10,000	-	-	10,000	10,000	0%
5864	Prof Dev-Other	-	20,085	20,085	20,085	-	-	20,085	20,085	0%
5869	SpEd Ctrct Inst	-	-	-	-	-	-	-	-	-
5875	StaffRecruiting	-	-	-	-	-	-	-	-	-
5884	Substitutes	-	20,686	20,686	20,686	-	-	20,686	20,686	0%

Monthly Budget vs. Actuals Financial Update As of July 31, 2018 (July 2018 Report)		YTD	Budget							
MSA 5		Actual YTD	Adopted (July 1) Budget	Revised Budget	Current Forecast	Adopted Budget vs. Current Forecast	Revised Budget vs. Current Forecast	Revised Budget Remaining	Current Forecast Remaining	Actuals as % of Current Forecast
5890	OthSvcsNon-Inst	-	24,720	24,720	24,720	-	-	24,720	24,720	0%
5900	Communications	-	4,323	4,323	4,323	-	-	4,323	4,323	0%
5920	TelecomInternet	457	53,079	53,079	53,079	-	-	52,622	52,622	1%
5930	PostageDelivery	-	2,882	2,882	2,882	-	-	2,882	2,882	0%
5940	Technology	-	-	-	-	-	-	-	-	-
SUBTOTAL - Services & Operations		5,793	697,742	697,742	697,742	-	-	691,949	691,949	1%

Monthly Budget vs. Actuals Financial Update As of July 31, 2018 (July 2018 Report)		YTD		Budget						
		Actual YTD	Adopted (July 1) Budget	Revised Budget	Current Forecast	Adopted Budget vs. Current Forecast	Revised Budget vs. Current Forecast	Revised Budget Remaining	Current Forecast Remaining	Actuals as % of Current Forecast
MSA 5										
Capital Outlay & Depreciation										
6400	EquipFixed	-	-	-	-	-	-	-	-	-
6900	Depreciation	-	17,579	17,579	17,579	-	-	17,579	17,579	0%
SUBTOTAL - Cap Outlay & Depreciation		-	17,579	17,579	17,579	-	-	17,579	17,579	0%
Other Outflows										
7299	Encroachment	-	42,998	42,998	42,998	-	-	42,998	42,998	0%
7438	InterestExpense	-	-	-	-	-	-	-	-	-
SUBTOTAL - Other Outflows		-	42,998	42,998	42,998	-	-	42,998	42,998	0%
TOTAL EXPENSES		78,492	2,820,978	2,820,978	2,820,978	-	-	2,742,486	2,742,486	17%

Monthly Budget vs. Actuals Financial Update As of July 31, 2018 (July 2018 Report)	YTD	Budget							
	Actual YTD	Adopted (July 1) Budget	Revised Budget	Current Forecast	Adopted Budget vs. Current Forecast	Revised Budget vs. Current Forecast	Revised Budget Remaining	Current Forecast Remaining	Actuals as % of Current Forecast
MSA 6									
SUMMARY									
Revenue									
LCFF Entitlement	22,456	1,464,746	1,464,746	1,464,746	-	-	1,442,290	1,442,290	2%
Federal Revenue	17,623	166,466	166,466	166,466	-	-	148,843	148,843	11%
Other State Revenues	5,477	249,668	249,668	249,668	-	-	244,191	244,191	2%
Other Local Revenues (incl. suspense)	-	15,000	15,000	15,000	-	-	15,000	15,000	0%
Total Revenue	45,557	1,895,880	1,895,880	1,895,880	-	-	1,850,323	1,850,323	2%
Expenses									
Certificated Salaries	37,902	723,179	723,179	723,179	-	-	685,277	685,277	5%
Classified Salaries	3,601	111,000	111,000	111,000	-	-	107,399	107,399	3%
Benefits	5,601	341,933	341,933	341,933	-	-	336,332	336,332	2%
Books and Supplies	-	149,590	149,590	149,590	-	-	149,590	149,590	0%
Services and Other Operating Expenditures	7,453	473,140	473,140	473,140	-	-	465,687	465,687	2%
Depreciation	-	16,557	16,557	16,557	-	-	16,557	16,557	0%
Other Outflows	-	22,690	22,690	22,690	-	-	22,690	22,690	0%
Total Expenses	54,557	1,838,089	1,838,089	1,838,089	-	-	1,783,532	1,783,532	3%
Operating Income	(9,000)	57,791	57,791	57,791	-	-	66,791	66,791	-16%
Fund Balance									
Beginning Balance (Unaudited)		1,603,901	1,603,901	1,603,901					
Audit Adjustment		-	-	-					
Beginning Balance (Audited)		1,603,901	1,603,901	1,603,901					
Operating Income		57,791	57,791	57,791					
Ending Fund Balance		1,661,692	1,661,692	1,661,692					



Monthly Budget vs. Actuals Financial Update As of July 31, 2018 (July 2018 Report)		YTD	Budget							
MSA 6		Actual YTD	Adopted (July 1) Budget	Revised Budget	Current Forecast	Adopted Budget vs. Current Forecast	Revised Budget vs. Current Forecast	Revised Budget Remaining	Current Forecast Remaining	Actuals as % of Current Forecast
REVENUE DETAIL										
LCFF Entitlement										
8011	State Aid	-	963,048	963,048	963,048	-	-	963,048	963,048	0%
8012	EPA Entitlement	-	175,782	175,782	175,782	-	-	175,782	175,782	0%
8019	Prior Year Adjustments	-	-	-	-	-	-	-	-	-
8096	InLieuPropTaxes	22,456	325,916	325,916	325,916	-	-	303,460	303,460	7%
SUBTOTAL - LCFF Entitlement		22,456	1,464,746	1,464,746	1,464,746	-	-	1,442,290	1,442,290	2%
Federal Revenue										
8181	SpEd - Revenue	1,847	28,921	28,921	28,921	-	-	27,074	27,074	6%
8220	SchLunchFederal	15,777	50,307	50,307	50,307	-	-	34,530	34,530	31%
8290	All Other Federal Revenue	-	87,238	87,238	87,238	-	-	87,238	87,238	0%
SUBTOTAL - Federal Revenue		17,623	166,466	166,466	166,466	-	-	148,843	148,843	11%
Other State Revenue										
8311	SpEd Revenue	5,477	84,525	84,525	84,525	-	-	79,048	79,048	6%
8520	SchoolNutrState	-	3,800	3,800	3,800	-	-	3,800	3,800	0%
8550	MandCstReimburs	-	55,735	55,735	55,735	-	-	55,735	55,735	0%
8560	StateLotteryRev	-	28,658	28,658	28,658	-	-	28,658	28,658	0%
8590	AllOthStateRev	-	76,950	76,950	76,950	-	-	76,950	76,950	0%
SUBTOTAL - Other State Revenue		5,477	249,668	249,668	249,668	-	-	244,191	244,191	2%
Local Revenue										
8634	StudentLunchFee	-	-	-	-	-	-	-	-	-
8650	Leases & Rentals	-	-	-	-	-	-	-	-	-
8660	Interest	-	-	-	-	-	-	-	-	-
8698	OthRev-Suspense	-	-	-	-	-	-	-	-	-
8699	Other Revenue	-	15,000	15,000	15,000	-	-	15,000	15,000	0%
SUBTOTAL - Local Revenue		-	15,000	15,000	15,000	-	-	15,000	15,000	0%
TOTAL REVENUE		45,557	1,895,880	1,895,880	1,895,880	-	-	1,850,323	1,850,323	2%

Monthly Budget vs. Actuals Financial Update As of July 31, 2018 (July 2018 Report)		YTD	Budget							
MSA 6		Actual YTD	Adopted (July 1) Budget	Revised Budget	Current Forecast	Adopted Budget vs. Current Forecast	Revised Budget vs. Current Forecast	Revised Budget Remaining	Current Forecast Remaining	Actuals as % of Current Forecast
EXPENSES DETAIL										
Certificated Salaries										
1100	TeacherSalaries	20,000	550,355	550,355	550,355	-	-	530,355	530,355	4%
1300	Cert Adminis	17,902	172,824	172,824	172,824	-	-	154,922	154,922	10%
SUBTOTAL - Certificated Salaries		37,902	723,179	723,179	723,179	-	-	685,277	685,277	5%
Classified Salaries										
2400	Clerical & Tech	3,244	45,000	45,000	45,000	-	-	41,756	41,756	7%
2900	OtherClassStaff	356	66,000	66,000	66,000	-	-	65,644	65,644	1%
SUBTOTAL - Classified Salaries		3,601	111,000	111,000	111,000	-	-	107,399	107,399	3%
Employee Benefits										
3101	STRS-Certified	1,926	110,560	110,560	110,560	-	-	108,634	108,634	2%
3202	PERS-Classified	650	20,049	20,049	20,049	-	-	19,398	19,398	3%
3301	OASDI/Med-Cert	547	-	-	-	-	-	(547)	(547)	-
3302	OASDI/Med-Class	275	21,709	21,709	21,709	-	-	21,434	21,434	1%
3401	HlthWelfareCert	-	173,809	173,809	173,809	-	-	173,809	173,809	0%
3501	UI-Certificated	-	500	500	500	-	-	500	500	0%
3601	WorkersCmp-Cert	2,202	9,393	9,393	9,393	-	-	7,191	7,191	23%
3901	OthBenes-Cert	-	5,913	5,913	5,913	-	-	5,913	5,913	0%
SUBTOTAL - Employee Benefits		5,601	341,933	341,933	341,933	-	-	336,332	336,332	2%
Books & Supplies										
4100	Text&CoreCurric	-	25,750	25,750	25,750	-	-	25,750	25,750	0%
4200	BooksOthRefMats	-	1,061	1,061	1,061	-	-	1,061	1,061	0%
4310	Ins Mats & Sups	-	7,185	7,185	7,185	-	-	7,185	7,185	0%
4315	OthrSupplies	-	-	-	-	-	-	-	-	-
4320	Office Supplies	-	10,000	10,000	10,000	-	-	10,000	10,000	0%
4325	ProfDevMat&Sups	-	-	-	-	-	-	-	-	-
4326	Arts&MusicSupps	-	-	-	-	-	-	-	-	-
4335	PE Supplies	-	1,500	1,500	1,500	-	-	1,500	1,500	0%
4340	Educat Software	-	21,916	21,916	21,916	-	-	21,916	21,916	0%
4345	NonInstStdntSup	-	2,652	2,652	2,652	-	-	2,652	2,652	0%
4346	TeacherSupplies	-	1,132	1,132	1,132	-	-	1,132	1,132	0%
4350	Cust. Supplies	-	-	-	-	-	-	-	-	-
4351	Yearbook	-	1,500	1,500	1,500	-	-	1,500	1,500	0%
4390	Uniforms	-	2,000	2,000	2,000	-	-	2,000	2,000	0%

Monthly Budget vs. Actuals Financial Update As of July 31, 2018 (July 2018 Report)		YTD	Budget							
MSA 6		Actual YTD	Adopted (July 1) Budget	Revised Budget	Current Forecast	Adopted Budget vs. Current Forecast	Revised Budget vs. Current Forecast	Revised Budget Remaining	Current Forecast Remaining	Actuals as % of Current Forecast
4400	NonCapEquip-Gen	-	-	-	-	-	-	-	-	-
4430	OfficeFurnEq<5k	-	2,500	2,500	2,500	-	-	2,500	2,500	0%
4440	Computers <\$5k	-	4,000	4,000	4,000	-	-	4,000	4,000	0%
4710	Food	-	65,803	65,803	65,803	-	-	65,803	65,803	0%
4720	Food:Other Food	-	1,591	1,591	1,591	-	-	1,591	1,591	0%
SUBTOTAL - Books and Supplies		-	149,590	149,590	149,590	-	-	149,590	149,590	0%
Services & Other Operating Expenses										
5101	CMO Fees	3,871	46,452	46,452	46,452	-	-	42,581	42,581	8%
5205	Conference Fees	-	-	-	-	-	-	-	-	-
5210	MilesParkTolls	-	1,545	1,545	1,545	-	-	1,545	1,545	0%
5215	TravConferences	-	561	561	561	-	-	561	561	0%
5220	TraLodging	-	1,000	1,000	1,000	-	-	1,000	1,000	0%
5300	DuesMemberships	-	1,937	1,937	1,937	-	-	1,937	1,937	0%
5450	Other Insurance	1,553	10,771	10,771	10,771	-	-	9,218	9,218	14%
5500	OpsHousekeeping	-	2,000	2,000	2,000	-	-	2,000	2,000	0%
5510	Gas & Electric	317	7,931	7,931	7,931	-	-	7,614	7,614	4%
5610	Rent & Leases	-	114,000	114,000	114,000	-	-	114,000	114,000	0%
5620	EquipmentLeases	-	5,092	5,092	5,092	-	-	5,092	5,092	0%
5630	Reps&MaintBldng	-	2,000	2,000	2,000	-	-	2,000	2,000	0%
5800	ProfessServices	-	86,753	86,753	86,753	-	-	86,753	86,753	0%
5810	Legal	-	20,000	20,000	20,000	-	-	20,000	20,000	0%
5813	SchPrgAftSchool	-	3,000	3,000	3,000	-	-	3,000	3,000	0%
5814	SchPrgAcadComps	-	1,000	1,000	1,000	-	-	1,000	1,000	0%
5819	SchlProgs-Other	-	10,000	10,000	10,000	-	-	10,000	10,000	0%
5820	Audit & CPA	-	4,774	4,774	4,774	-	-	4,774	4,774	0%
5825	DMSBusinessSvcs	-	-	-	-	-	-	-	-	-
5835	Field Trips	-	10,000	10,000	10,000	-	-	10,000	10,000	0%
5836	FieldTrip Trans	-	-	-	-	-	-	-	-	-
5840	MarkngStdtdRecrt	-	18,000	18,000	18,000	-	-	18,000	18,000	0%
5850	Oversight Fees	870	15,756	15,756	15,756	-	-	14,886	14,886	6%
5857	Payroll Fees	-	10,844	10,844	10,844	-	-	10,844	10,844	0%
5860	Service Fees	-	530	530	530	-	-	530	530	0%
5863	Prof Developmnt	-	2,000	2,000	2,000	-	-	2,000	2,000	0%
5864	Prof Dev-Other	-	23,000	23,000	23,000	-	-	23,000	23,000	0%
5869	SpEd Ctrct Inst	-	-	-	-	-	-	-	-	-
5875	StaffRecruiting	-	-	-	-	-	-	-	-	-
5884	Substitutes	-	16,000	16,000	16,000	-	-	16,000	16,000	0%

Monthly Budget vs. Actuals Financial Update As of July 31, 2018 (July 2018 Report)		YTD	Budget							
MSA 6		Actual YTD	Adopted (July 1) Budget	Revised Budget	Current Forecast	Adopted Budget vs. Current Forecast	Revised Budget vs. Current Forecast	Revised Budget Remaining	Current Forecast Remaining	Actuals as % of Current Forecast
5890	OthSvcsNon-Inst	-	10,943	10,943	10,943	-	-	10,943	10,943	0%
5900	Communications	-	3,090	3,090	3,090	-	-	3,090	3,090	0%
5920	TelecomInternet	842	39,161	39,161	39,161	-	-	38,319	38,319	2%
5930	PostageDelivery	-	5,000	5,000	5,000	-	-	5,000	5,000	0%
5940	Technology	-	-	-	-	-	-	-	-	-
SUBTOTAL - Services & Operations		7,453	473,140	473,140	473,140	-	-	465,687	465,687	2%

Monthly Budget vs. Actuals Financial Update As of July 31, 2018 (July 2018 Report)		YTD		Budget						
		Actual YTD	Adopted (July 1) Budget	Revised Budget	Current Forecast	Adopted Budget vs. Current Forecast	Revised Budget vs. Current Forecast	Revised Budget Remaining	Current Forecast Remaining	Actuals as % of Current Forecast
MSA 6										
Capital Outlay & Depreciation										
6400	EquipFixed	-	-	-	-	-	-	-	-	-
6900	Depreciation	-	16,557	16,557	16,557	-	-	16,557	16,557	0%
SUBTOTAL - Cap Outlay & Depreciation		-	16,557	16,557	16,557	-	-	16,557	16,557	0%
Other Outflows										
7299	Encroachment	-	22,690	22,690	22,690	-	-	22,690	22,690	0%
7438	InterestExpense	-	-	-	-	-	-	-	-	-
SUBTOTAL - Other Outflows		-	22,690	22,690	22,690	-	-	22,690	22,690	0%
TOTAL EXPENSES		54,557	1,838,089	1,838,089	1,838,089	-	-	1,783,532	1,783,532	12%

Monthly Budget vs. Actuals Financial Update As of July 31, 2018 (July 2018 Report)		YTD		Budget						
MSA 7		Actual YTD	Adopted (July 1) Budget	Revised Budget	Current Forecast	Adopted Budget vs. Current Forecast	Revised Budget vs. Current Forecast	Revised Budget Remaining	Current Forecast Remaining	Actuals as % of Current Forecast
SUMMARY										
Revenue										
LCFF Entitlement	-	2,757,763	2,757,763	2,757,763	-	-	2,757,763	2,757,763	0%	
Federal Revenue	-	249,020	249,020	249,020	-	-	249,020	249,020	0%	
Other State Revenues	1,580	672,875	672,875	672,875	-	-	671,295	671,295	0%	
Other Local Revenues (incl. suspense)	29	27,052	27,052	27,052	-	-	27,023	27,023	0%	
Total Revenue	1,609	3,706,710	3,706,710	3,706,710	-	-	3,705,101	3,705,101	0%	
Expenses										
Certificated Salaries	78,995	1,135,377	1,135,377	1,135,377	-	-	1,056,381	1,056,381	7%	
Classified Salaries	16,649	269,611	269,611	269,611	-	-	252,962	252,962	6%	
Benefits	14,223	473,427	473,427	473,427	-	-	459,204	459,204	3%	
Books and Supplies	-	227,293	227,293	227,293	-	-	227,293	227,293	0%	
Services and Other Operating Expenditures	72,505	1,442,279	1,442,279	1,442,279	-	-	1,369,774	1,369,774	5%	
Depreciation	-	15,987	15,987	15,987	-	-	15,987	15,987	0%	
Other Outflows	-	42,987	42,987	42,987	-	-	42,987	42,987	0%	
Total Expenses	182,373	3,606,961	3,606,961	3,606,961	-	-	3,424,589	3,424,589	5%	
Operating Income	(180,764)	99,749	99,749	99,749	-	-	280,512	280,512	-181%	
Fund Balance										
Beginning Balance (Unaudited)		1,498,195	1,498,195	1,498,195						
Audit Adjustment		-	-	-						
Beginning Balance (Audited)		1,498,195	1,498,195	1,498,195						
Operating Income		99,749	99,749	99,749						
Ending Fund Balance		1,597,944	1,597,944	1,597,944						



Monthly Budget vs. Actuals Financial Update As of July 31, 2018 (July 2018 Report)		YTD	Budget							
MSA 7		Actual YTD	Adopted (July 1) Budget	Revised Budget	Current Forecast	Adopted Budget vs. Current Forecast	Revised Budget vs. Current Forecast	Revised Budget Remaining	Current Forecast Remaining	Actuals as % of Current Forecast
REVENUE DETAIL										
LCFF Entitlement										
8011	State Aid	-	1,817,619	1,817,619	1,817,619	-	-	1,817,619	1,817,619	0%
8012	EPA Entitlement	-	322,659	322,659	322,659	-	-	322,659	322,659	0%
8019	Prior Year Adjustments	-	-	-	-	-	-	-	-	-
8096	InLieuPropTaxes	-	617,485	617,485	617,485	-	-	617,485	617,485	0%
SUBTOTAL - LCFF Entitlement		-	2,757,763	2,757,763	2,757,763	-	-	2,757,763	2,757,763	0%
Federal Revenue										
8181	SpEd - Revenue	-	54,794	54,794	54,794	-	-	54,794	54,794	0%
8220	SchLunchFederal	-	80,273	80,273	80,273	-	-	80,273	80,273	0%
8290	All Other Federal Revenue	-	113,953	113,953	113,953	-	-	113,953	113,953	0%
SUBTOTAL - Federal Revenue		-	249,020	249,020	249,020	-	-	249,020	249,020	0%
Other State Revenue										
8311	SpEd Revenue	1,580	160,141	160,141	160,141	-	-	158,561	158,561	1%
8520	SchoolNutrState	-	6,152	6,152	6,152	-	-	6,152	6,152	0%
8550	MandCstReimburs	-	98,718	98,718	98,718	-	-	98,718	98,718	0%
8560	StateLotteryRev	-	54,298	54,298	54,298	-	-	54,298	54,298	0%
8590	AllOthStateRev	-	353,566	353,566	353,566	-	-	353,566	353,566	0%
SUBTOTAL - Other State Revenue		1,580	672,875	672,875	672,875	-	-	671,295	671,295	0%
Local Revenue										
8634	StudentLunchFee	-	10,560	10,560	10,560	-	-	10,560	10,560	0%
8650	Leases & Rentals	-	-	-	-	-	-	-	-	-
8660	Interest	-	-	-	-	-	-	-	-	-
8698	OthRev-Suspense	-	-	-	-	-	-	-	-	-
8699	Other Revenue	29	16,492	16,492	16,492	-	-	16,463	16,463	0%
SUBTOTAL - Local Revenue		29	27,052	27,052	27,052	-	-	27,023	27,023	0%
TOTAL REVENUE		1,609	3,706,710	3,706,710	3,706,710	-	-	3,705,101	3,705,101	0%

Monthly Budget vs. Actuals Financial Update As of July 31, 2018 (July 2018 Report)		YTD	Budget							
MSA 7		Actual YTD	Adopted (July 1) Budget	Revised Budget	Current Forecast	Adopted Budget vs. Current Forecast	Revised Budget vs. Current Forecast	Revised Budget Remaining	Current Forecast Remaining	Actuals as % of Current Forecast
EXPENSES DETAIL										
Certificated Salaries										
1100	TeacherSalaries	50,150	951,321	951,321	951,321	-	-	901,171	901,171	5%
1300	Cert Adminis	28,845	184,056	184,056	184,056	-	-	155,211	155,211	16%
SUBTOTAL - Certificated Salaries		78,995	1,135,377	1,135,377	1,135,377	-	-	1,056,381	1,056,381	7%
Classified Salaries										
2400	Clerical & Tech	8,368	83,167	83,167	83,167	-	-	74,799	74,799	10%
2900	OtherClassStaff	8,281	186,444	186,444	186,444	-	-	178,163	178,163	4%
SUBTOTAL - Classified Salaries		16,649	269,611	269,611	269,611	-	-	252,962	252,962	6%
Employee Benefits										
3101	STRS-Certified	6,689	170,885	170,885	170,885	-	-	164,196	164,196	4%
3202	PERS-Classified	1,523	48,036	48,036	48,036	-	-	46,513	46,513	3%
3301	OASDI/Med-Cert	1,143	-	-	-	-	-	(1,143)	(1,143)	-
3302	OASDI/Med-Class	1,274	42,403	42,403	42,403	-	-	41,129	41,129	3%
3401	HlthWelfareCert	-	195,412	195,412	195,412	-	-	195,412	195,412	0%
3501	UI-Certificated	-	872	872	872	-	-	872	872	0%
3601	WorkersCmp-Cert	3,594	15,820	15,820	15,820	-	-	12,226	12,226	23%
3901	OthBenes-Cert	-	-	-	-	-	-	-	-	-
SUBTOTAL - Employee Benefits		14,223	473,427	473,427	473,427	-	-	459,204	459,204	3%
Books & Supplies										
4100	Text&CoreCurric	-	28,840	28,840	28,840	-	-	28,840	28,840	0%
4200	BooksOthRefMats	-	1,030	1,030	1,030	-	-	1,030	1,030	0%
4310	Ins Mats & Sups	-	6,369	6,369	6,369	-	-	6,369	6,369	0%
4315	OthrSupplies	-	-	-	-	-	-	-	-	-
4320	Office Supplies	-	12,000	12,000	12,000	-	-	12,000	12,000	0%
4325	ProfDevMat&Sups	-	1,000	1,000	1,000	-	-	1,000	1,000	0%
4326	Arts&MusicSupps	-	3,090	3,090	3,090	-	-	3,090	3,090	0%
4335	PE Supplies	-	2,060	2,060	2,060	-	-	2,060	2,060	0%
4340	Educat Software	-	19,248	19,248	19,248	-	-	19,248	19,248	0%
4345	NonInstStdntSup	-	1,545	1,545	1,545	-	-	1,545	1,545	0%
4346	TeacherSupplies	-	2,472	2,472	2,472	-	-	2,472	2,472	0%
4350	Cust. Supplies	-	8,240	8,240	8,240	-	-	8,240	8,240	0%
4351	Yearbook	-	783	783	783	-	-	783	783	0%
4390	Uniforms	-	-	-	-	-	-	-	-	-

Monthly Budget vs. Actuals Financial Update As of July 31, 2018 (July 2018 Report)		YTD	Budget							
MSA 7		Actual YTD	Adopted (July 1) Budget	Revised Budget	Current Forecast	Adopted Budget vs. Current Forecast	Revised Budget vs. Current Forecast	Revised Budget Remaining	Current Forecast Remaining	Actuals as % of Current Forecast
4400	NonCapEquip-Gen	-	10,300	10,300	10,300	-	-	10,300	10,300	0%
4430	OfficeFurnEqp<5k	-	5,056	5,056	5,056	-	-	5,056	5,056	0%
4440	Computers <\$5k	-	12,000	12,000	12,000	-	-	12,000	12,000	0%
4710	Food	-	108,016	108,016	108,016	-	-	108,016	108,016	0%
4720	Food:Other Food	-	2,060	2,060	2,060	-	-	2,060	2,060	0%
SUBTOTAL - Books and Supplies		-	227,293	227,293	227,293	-	-	227,293	227,293	0%
Services & Other Operating Expenses										
5101	CMO Fees	41,399	496,785	496,785	496,785	-	-	455,386	455,386	8%
5205	Conference Fees	-	1,030	1,030	1,030	-	-	1,030	1,030	0%
5210	MilesParkTolls	-	2,060	2,060	2,060	-	-	2,060	2,060	0%
5215	TravConferences	-	-	-	-	-	-	-	-	-
5220	TraLodging	-	1,310	1,310	1,310	-	-	1,310	1,310	0%
5300	DuesMemberships	-	8,240	8,240	8,240	-	-	8,240	8,240	0%
5450	Other Insurance	5,099	18,102	18,102	18,102	-	-	13,003	13,003	28%
5500	OpsHousekeeping	-	10,300	10,300	10,300	-	-	10,300	10,300	0%
5510	Gas & Electric	1,970	59,995	59,995	59,995	-	-	58,026	58,026	3%
5610	Rent & Leases	23,390	281,134	281,134	281,134	-	-	257,745	257,745	8%
5620	EquipmentLeases	370	8,652	8,652	8,652	-	-	8,282	8,282	4%
5630	Reps&MaintBldng	-	11,330	11,330	11,330	-	-	11,330	11,330	0%
5800	ProfessServices	-	159,113	159,113	159,113	-	-	159,113	159,113	0%
5810	Legal	-	15,000	15,000	15,000	-	-	15,000	15,000	0%
5813	SchPrgAftSchool	-	168,714	168,714	168,714	-	-	168,714	168,714	0%
5814	SchPrgAcadComps	-	6,000	6,000	6,000	-	-	6,000	6,000	0%
5819	SchlProgs-Other	-	4,120	4,120	4,120	-	-	4,120	4,120	0%
5820	Audit & CPA	-	6,489	6,489	6,489	-	-	6,489	6,489	0%
5825	DMSBusinessSvcs	-	-	-	-	-	-	-	-	-
5835	Field Trips	-	8,240	8,240	8,240	-	-	8,240	8,240	0%
5836	FieldTrip Trans	-	-	-	-	-	-	-	-	-
5840	MarkngStdtdRecrt	-	10,000	10,000	10,000	-	-	10,000	10,000	0%
5850	Oversight Fees	-	27,578	27,578	27,578	-	-	27,578	27,578	0%
5857	Payroll Fees	-	14,891	14,891	14,891	-	-	14,891	14,891	0%
5860	Service Fees	-	2,963	2,963	2,963	-	-	2,963	2,963	0%
5863	Prof Developmnt	-	7,900	7,900	7,900	-	-	7,900	7,900	0%
5864	Prof Dev-Other	-	14,200	14,200	14,200	-	-	14,200	14,200	0%
5869	SpEd Ctrct Inst	-	-	-	-	-	-	-	-	-
5875	StaffRecruiting	-	-	-	-	-	-	-	-	-
5884	Substitutes	-	46,350	46,350	46,350	-	-	46,350	46,350	0%

Monthly Budget vs. Actuals Financial Update As of July 31, 2018 (July 2018 Report)		YTD	Budget							
MSA 7		Actual YTD	Adopted (July 1) Budget	Revised Budget	Current Forecast	Adopted Budget vs. Current Forecast	Revised Budget vs. Current Forecast	Revised Budget Remaining	Current Forecast Remaining	Actuals as % of Current Forecast
5890	OthSvcsNon-Inst	-	11,092	11,092	11,092	-	-	11,092	11,092	0%
5900	Communications	-	4,120	4,120	4,120	-	-	4,120	4,120	0%
5920	TelecomInternet	278	32,863	32,863	32,863	-	-	32,585	32,585	1%
5930	PostageDelivery	-	3,708	3,708	3,708	-	-	3,708	3,708	0%
5940	Technology	-	-	-	-	-	-	-	-	-
SUBTOTAL - Services & Operations		72,505	1,442,279	1,442,279	1,442,279	-	-	1,369,774	1,369,774	5%

Monthly Budget vs. Actuals Financial Update As of July 31, 2018 (July 2018 Report)		YTD		Budget						
		Actual YTD	Adopted (July 1) Budget	Revised Budget	Current Forecast	Adopted Budget vs. Current Forecast	Revised Budget vs. Current Forecast	Revised Budget Remaining	Current Forecast Remaining	Actuals as % of Current Forecast
MSA 7										
Capital Outlay & Depreciation										
6400	EquipFixed	-	-	-	-	-	-	-	-	-
6900	Depreciation	-	15,987	15,987	15,987	-	-	15,987	15,987	0%
SUBTOTAL - Cap Outlay & Depreciation		-	15,987	15,987	15,987	-	-	15,987	15,987	0%
Other Outflows										
7299	Encroachment	-	42,987	42,987	42,987	-	-	42,987	42,987	0%
7438	InterestExpense	-	-	-	-	-	-	-	-	-
SUBTOTAL - Other Outflows		-	42,987	42,987	42,987	-	-	42,987	42,987	0%
TOTAL EXPENSES		182,373	3,606,961	3,606,961	3,606,961	-	-	3,424,589	3,424,589	21%

Monthly Budget vs. Actuals Financial Update As of July 31, 2018 (July 2018 Report)		YTD		Budget						
MSA 8		Actual YTD	Adopted (July 1) Budget	Revised Budget	Current Forecast	Adopted Budget vs. Current Forecast	Revised Budget vs. Current Forecast	Revised Budget Remaining	Current Forecast Remaining	Actuals as % of Current Forecast
SUMMARY										
Revenue										
LCFF Entitlement	-	4,837,159	4,837,159	4,837,159	-	-	4,837,159	4,837,159	0%	
Federal Revenue	2,906	322,588	322,588	322,588	-	-	319,682	319,682	1%	
Other State Revenues	13,205	667,832	667,832	667,832	-	-	654,627	654,627	2%	
Other Local Revenues (incl. suspense)	-	4,000	4,000	4,000	-	-	4,000	4,000	0%	
Total Revenue	16,111	5,831,579	5,831,579	5,831,579	-	-	5,815,468	5,815,468	0%	
Expenses										
Certificated Salaries	90,436	1,867,308	1,867,308	1,867,308	-	-	1,776,872	1,776,872	5%	
Classified Salaries	23,349	346,000	346,000	346,000	-	-	322,651	322,651	7%	
Benefits	20,408	779,314	779,314	779,314	-	-	758,907	758,907	3%	
Books and Supplies	-	429,408	429,408	429,408	-	-	429,408	429,408	0%	
Services and Other Operating Expenditures	6,102	2,004,944	2,004,944	2,004,944	-	-	1,998,842	1,998,842	0%	
Depreciation	-	87,817	87,817	87,817	-	-	87,817	87,817	0%	
Other Outflows	-	72,628	72,628	72,628	-	-	72,628	72,628	0%	
Total Expenses	140,295	5,587,420	5,587,420	5,587,420	-	-	5,447,125	5,447,125	3%	
Operating Income	(124,184)	244,159	244,159	244,159	-	-	368,343	368,343	-51%	
Fund Balance										
Beginning Balance (Unaudited)		4,083,717	4,083,717	4,083,717						
Audit Adjustment		-	-	-						
Beginning Balance (Audited)		4,083,717	4,083,717	4,083,717						
Operating Income		244,159	244,159	244,159						
Ending Fund Balance		4,327,876	4,327,876	4,327,876						



Monthly Budget vs. Actuals Financial Update As of July 31, 2018 (July 2018 Report)		YTD	Budget							
MSA 8		Actual YTD	Adopted (July 1) Budget	Revised Budget	Current Forecast	Adopted Budget vs. Current Forecast	Revised Budget vs. Current Forecast	Revised Budget Remaining	Current Forecast Remaining	Actuals as % of Current Forecast
REVENUE DETAIL										
LCFF Entitlement										
8011	State Aid	-	3,233,832	3,233,832	3,233,832	-	-	3,233,832	3,233,832	0%
8012	EPA Entitlement	-	562,787	562,787	562,787	-	-	562,787	562,787	0%
8019	Prior Year Adjustments	-	-	-	-	-	-	-	-	-
8096	InLieuPropTaxes	-	1,040,540	1,040,540	1,040,540	-	-	1,040,540	1,040,540	0%
SUBTOTAL - LCFF Entitlement		-	4,837,159	4,837,159	4,837,159	-	-	4,837,159	4,837,159	0%
Federal Revenue										
8181	SpEd - Revenue	2,906	92,335	92,335	92,335	-	-	89,429	89,429	3%
8220	SchLunchFederal	-	-	-	-	-	-	-	-	-
8290	All Other Federal Revenue	-	230,253	230,253	230,253	-	-	230,253	230,253	0%
SUBTOTAL - Federal Revenue		2,906	322,588	322,588	322,588	-	-	319,682	319,682	1%
Other State Revenue										
8311	SpEd Revenue	12,232	269,858	269,858	269,858	-	-	257,626	257,626	5%
8520	SchoolNutrState	-	-	-	-	-	-	-	-	-
8550	MandCstReimburs	-	169,906	169,906	169,906	-	-	169,906	169,906	0%
8560	StateLotteryRev	-	91,500	91,500	91,500	-	-	91,500	91,500	0%
8590	AllOthStateRev	973	136,568	136,568	136,568	-	-	135,595	135,595	1%
SUBTOTAL - Other State Revenue		13,205	667,832	667,832	667,832	-	-	654,627	654,627	2%
Local Revenue										
8634	StudentLunchFee	-	-	-	-	-	-	-	-	-
8650	Leases & Rentals	-	-	-	-	-	-	-	-	-
8660	Interest	-	-	-	-	-	-	-	-	-
8698	OthRev-Suspense	-	-	-	-	-	-	-	-	-
8699	Other Revenue	-	4,000	4,000	4,000	-	-	4,000	4,000	0%
SUBTOTAL - Local Revenue		-	4,000	4,000	4,000	-	-	4,000	4,000	0%
TOTAL REVENUE		16,111	5,831,579	5,831,579	5,831,579	-	-	5,815,468	5,815,468	0%

Monthly Budget vs. Actuals Financial Update As of July 31, 2018 (July 2018 Report)		YTD	Budget							
MSA 8		Actual YTD	Adopted (July 1) Budget	Revised Budget	Current Forecast	Adopted Budget vs. Current Forecast	Revised Budget vs. Current Forecast	Revised Budget Remaining	Current Forecast Remaining	Actuals as % of Current Forecast
EXPENSES DETAIL										
Certificated Salaries										
1100	TeacherSalaries	45,234	1,529,852	1,529,852	1,529,852	-	-	1,484,618	1,484,618	3%
1300	Cert Adminis	45,202	337,456	337,456	337,456	-	-	292,254	292,254	13%
SUBTOTAL - Certificated Salaries		90,436	1,867,308	1,867,308	1,867,308	-	-	1,776,872	1,776,872	5%
Classified Salaries										
2400	Clerical & Tech	10,367	120,411	120,411	120,411	-	-	110,044	110,044	9%
2900	OtherClassStaff	12,982	225,589	225,589	225,589	-	-	212,607	212,607	6%
SUBTOTAL - Classified Salaries		23,349	346,000	346,000	346,000	-	-	322,651	322,651	7%
Employee Benefits										
3101	STRS-Certified	7,359	278,507	278,507	278,507	-	-	271,148	271,148	3%
3202	PERS-Classified	4,014	62,495	62,495	62,495	-	-	58,480	58,480	6%
3301	OASDI/Med-Cert	1,311	-	-	-	-	-	(1,311)	(1,311)	-
3302	OASDI/Med-Class	1,775	63,253	63,253	63,253	-	-	61,478	61,478	3%
3401	HlthWelfareCert	-	348,355	348,355	348,355	-	-	348,355	348,355	0%
3501	UI-Certificated	-	1,295	1,295	1,295	-	-	1,295	1,295	0%
3601	WorkersCmp-Cert	5,949	24,922	24,922	24,922	-	-	18,973	18,973	24%
3901	OthBenes-Cert	-	489	489	489	-	-	489	489	0%
SUBTOTAL - Employee Benefits		20,408	779,314	779,314	779,314	-	-	758,907	758,907	3%
Books & Supplies										
4100	Text&CoreCurric	-	51,500	51,500	51,500	-	-	51,500	51,500	0%
4200	BooksOthRefMats	-	1,030	1,030	1,030	-	-	1,030	1,030	0%
4310	Ins Mats & Sups	-	46,268	46,268	46,268	-	-	46,268	46,268	0%
4315	OthrSupplies	-	-	-	-	-	-	-	-	-
4320	Office Supplies	-	6,901	6,901	6,901	-	-	6,901	6,901	0%
4325	ProfDevMat&Sups	-	-	-	-	-	-	-	-	-
4326	Arts&MusicSupps	-	7,725	7,725	7,725	-	-	7,725	7,725	0%
4335	PE Supplies	-	2,575	2,575	2,575	-	-	2,575	2,575	0%
4340	Educat Software	-	51,974	51,974	51,974	-	-	51,974	51,974	0%
4345	NonInstStdntSup	-	5,150	5,150	5,150	-	-	5,150	5,150	0%
4346	TeacherSupplies	-	5,150	5,150	5,150	-	-	5,150	5,150	0%
4350	Cust. Supplies	-	-	-	-	-	-	-	-	-
4351	Yearbook	-	1,545	1,545	1,545	-	-	1,545	1,545	0%
4390	Uniforms	-	530	530	530	-	-	530	530	0%

Monthly Budget vs. Actuals Financial Update As of July 31, 2018 (July 2018 Report)		YTD	Budget							
MSA 8		Actual YTD	Adopted (July 1) Budget	Revised Budget	Current Forecast	Adopted Budget vs. Current Forecast	Revised Budget vs. Current Forecast	Revised Budget Remaining	Current Forecast Remaining	Actuals as % of Current Forecast
4400	NonCapEquip-Gen	-	11,330	11,330	11,330	-	-	11,330	11,330	0%
4430	OfficeFurnEqp<5k	-	5,150	5,150	5,150	-	-	5,150	5,150	0%
4440	Computers <\$5k	-	15,450	15,450	15,450	-	-	15,450	15,450	0%
4710	Food	-	210,950	210,950	210,950	-	-	210,950	210,950	0%
4720	Food:Other Food	-	5,150	5,150	5,150	-	-	5,150	5,150	0%
SUBTOTAL - Books and Supplies		-	429,408	429,408	429,408	-	-	429,408	429,408	0%
Services & Other Operating Expenses										
5101	CMO Fees	-	991,436	991,436	991,436	-	-	991,436	991,436	0%
5205	Conference Fees	-	10,300	10,300	10,300	-	-	10,300	10,300	0%
5210	MilesParkTolls	-	5,150	5,150	5,150	-	-	5,150	5,150	0%
5215	TravConferences	-	-	-	-	-	-	-	-	-
5220	TraLodging	-	10,300	10,300	10,300	-	-	10,300	10,300	0%
5300	DuesMemberships	-	7,725	7,725	7,725	-	-	7,725	7,725	0%
5450	Other Insurance	5,870	31,196	31,196	31,196	-	-	25,326	25,326	19%
5500	OpsHousekeeping	37	36,050	36,050	36,050	-	-	36,013	36,013	0%
5510	Gas & Electric	-	-	-	-	-	-	-	-	-
5610	Rent & Leases	-	304,830	304,830	304,830	-	-	304,830	304,830	0%
5620	EquipmentLeases	196	17,441	17,441	17,441	-	-	17,245	17,245	1%
5630	Reps&MaintBldng	-	3,090	3,090	3,090	-	-	3,090	3,090	0%
5800	ProfessServices	-	101,281	101,281	101,281	-	-	101,281	101,281	0%
5810	Legal	-	13,390	13,390	13,390	-	-	13,390	13,390	0%
5813	SchPrgAftSchool	-	136,568	136,568	136,568	-	-	136,568	136,568	0%
5814	SchPrgAcadComps	-	618	618	618	-	-	618	618	0%
5819	SchlProgs-Other	-	1,030	1,030	1,030	-	-	1,030	1,030	0%
5820	Audit & CPA	-	15,914	15,914	15,914	-	-	15,914	15,914	0%
5825	DMSBusinessSvcs	-	-	-	-	-	-	-	-	-
5835	Field Trips	-	20,600	20,600	20,600	-	-	20,600	20,600	0%
5836	FieldTrip Trans	-	-	-	-	-	-	-	-	-
5840	MarkngStdtdRecrt	-	8,240	8,240	8,240	-	-	8,240	8,240	0%
5850	Oversight Fees	-	48,017	48,017	48,017	-	-	48,017	48,017	0%
5857	Payroll Fees	-	17,741	17,741	17,741	-	-	17,741	17,741	0%
5860	Service Fees	-	515	515	515	-	-	515	515	0%
5863	Prof Developmnt	-	8,549	8,549	8,549	-	-	8,549	8,549	0%
5864	Prof Dev-Other	-	43,000	43,000	43,000	-	-	43,000	43,000	0%
5869	SpEd Ctrct Inst	-	-	-	-	-	-	-	-	-
5875	StaffRecruiting	-	-	-	-	-	-	-	-	-
5884	Substitutes	-	69,059	69,059	69,059	-	-	69,059	69,059	0%

Monthly Budget vs. Actuals Financial Update As of July 31, 2018 (July 2018 Report)		YTD	Budget							
MSA 8		Actual YTD	Adopted (July 1) Budget	Revised Budget	Current Forecast	Adopted Budget vs. Current Forecast	Revised Budget vs. Current Forecast	Revised Budget Remaining	Current Forecast Remaining	Actuals as % of Current Forecast
5890	OthSvcsNon-Inst	-	13,390	13,390	13,390	-	-	13,390	13,390	0%
5900	Communications	-	3,000	3,000	3,000	-	-	3,000	3,000	0%
5920	TelecomInternet	-	74,154	74,154	74,154	-	-	74,154	74,154	0%
5930	PostageDelivery	-	12,360	12,360	12,360	-	-	12,360	12,360	0%
5940	Technology	-	-	-	-	-	-	-	-	-
SUBTOTAL - Services & Operations		6,102	2,004,944	2,004,944	2,004,944	-	-	1,998,842	1,998,842	0%

Monthly Budget vs. Actuals Financial Update As of July 31, 2018 (July 2018 Report)		YTD		Budget						
		Actual YTD	Adopted (July 1) Budget	Revised Budget	Current Forecast	Adopted Budget vs. Current Forecast	Revised Budget vs. Current Forecast	Revised Budget Remaining	Current Forecast Remaining	Actuals as % of Current Forecast
MSA 8										
Capital Outlay & Depreciation										
6400	EquipFixed	-	-	-	-	-	-	-	-	-
6900	Depreciation	-	87,817	87,817	87,817	-	-	87,817	87,817	0%
SUBTOTAL - Cap Outlay & Depreciation		-	87,817	87,817	87,817	-	-	87,817	87,817	0%
Other Outflows										
7299	Encroachment	-	72,628	72,628	72,628	-	-	72,628	72,628	0%
7438	InterestExpense	-	-	-	-	-	-	-	-	-
SUBTOTAL - Other Outflows		-	72,628	72,628	72,628	-	-	72,628	72,628	0%
TOTAL EXPENSES		140,295	5,587,420	5,587,420	5,587,420	-	-	5,447,125	5,447,125	15%

Monthly Budget vs. Actuals Financial Update As of July 31, 2018 (July 2018 Report)	YTD	Budget							
	Actual YTD	Adopted (July 1) Budget	Revised Budget	Current Forecast	Adopted Budget vs. Current Forecast	Revised Budget vs. Current Forecast	Revised Budget Remaining	Current Forecast Remaining	Actuals as % of Current Forecast
MSA SA									
SUMMARY									
Revenue									
LCFF Entitlement	270,445	7,954,976	7,954,976	7,954,976	-	-	7,684,531	7,684,531	3%
Federal Revenue	-	680,678	680,678	680,678	-	-	680,678	680,678	0%
Other State Revenues	17,322	872,239	872,239	872,239	-	-	854,917	854,917	2%
Other Local Revenues (incl. suspense)	-	77,199	77,199	77,199	-	-	77,199	77,199	0%
Total Revenue	287,767	9,585,092	9,585,092	9,585,092	-	-	9,297,325	9,297,325	3%
Expenses									
Certificated Salaries	94,940	3,288,170	3,288,170	3,288,170	-	-	3,193,230	3,193,230	3%
Classified Salaries	25,053	697,489	697,489	697,489	-	-	672,437	672,437	4%
Benefits	26,757	1,385,003	1,385,003	1,385,003	-	-	1,358,245	1,358,245	2%
Books and Supplies	-	657,369	657,369	657,369	-	-	657,369	657,369	0%
Services and Other Operating Expenditures	9,295	2,156,391	2,156,391	2,156,391	-	-	2,147,095	2,147,095	0%
Depreciation	-	597,067	597,067	597,067	-	-	597,067	597,067	0%
Other Outflows	-	614,912	614,912	614,912	-	-	614,912	614,912	0%
Total Expenses	156,045	9,396,401	9,396,401	9,396,401	-	-	9,240,356	9,240,356	2%
Operating Income	131,722	188,691	188,691	188,691	-	-	56,969	56,969	70%
Fund Balance									
Beginning Balance (Unaudited)		7,502,296	7,502,296	7,502,296					
Audit Adjustment		-	-	-					
Beginning Balance (Audited)		7,502,296	7,502,296	7,502,296					
Operating Income		188,691	188,691	188,691					
Ending Fund Balance		7,690,987	7,690,987	7,690,987					



Monthly Budget vs. Actuals Financial Update As of July 31, 2018 (July 2018 Report)		YTD	Budget							
MSA SA		Actual YTD	Adopted (July 1) Budget	Revised Budget	Current Forecast	Adopted Budget vs. Current Forecast	Revised Budget vs. Current Forecast	Revised Budget Remaining	Current Forecast Remaining	Actuals as % of Current Forecast
REVENUE DETAIL										
LCFF Entitlement										
8011	State Aid	270,445	5,887,539	5,887,539	5,887,539	-	-	5,617,094	5,617,094	5%
8012	EPA Entitlement	-	148,032	148,032	148,032	-	-	148,032	148,032	0%
8019	Prior Year Adjustments	-	-	-	-	-	-	-	-	-
8096	InLieuPropTaxes	-	1,919,405	1,919,405	1,919,405	-	-	1,919,405	1,919,405	0%
SUBTOTAL - LCFF Entitlement		270,445	7,954,976	7,954,976	7,954,976	-	-	7,684,531	7,684,531	3%
Federal Revenue										
8181	SpEd - Revenue	-	92,000	92,000	92,000	-	-	92,000	92,000	0%
8220	SchLunchFederal	-	276,286	276,286	276,286	-	-	276,286	276,286	0%
8290	All Other Federal Revenue	-	312,392	312,392	312,392	-	-	312,392	312,392	0%
SUBTOTAL - Federal Revenue		-	680,678	680,678	680,678	-	-	680,678	680,678	0%
Other State Revenue										
8311	SpEd Revenue	17,322	386,364	386,364	386,364	-	-	369,042	369,042	4%
8520	SchoolNutrState	-	24,225	24,225	24,225	-	-	24,225	24,225	0%
8550	MandCstReimburs	-	254,699	254,699	254,699	-	-	254,699	254,699	0%
8560	StateLotteryRev	-	143,591	143,591	143,591	-	-	143,591	143,591	0%
8590	AllOthStateRev	-	63,360	63,360	63,360	-	-	63,360	63,360	0%
SUBTOTAL - Other State Revenue		17,322	872,239	872,239	872,239	-	-	854,917	854,917	2%
Local Revenue										
8634	StudentLunchFee	-	19,232	19,232	19,232	-	-	19,232	19,232	0%
8650	Leases & Rentals	-	-	-	-	-	-	-	-	-
8660	Interest	-	4,376	4,376	4,376	-	-	4,376	4,376	0%
8698	OthRev-Suspense	-	-	-	-	-	-	-	-	-
8699	Other Revenue	-	53,591	53,591	53,591	-	-	53,591	53,591	0%
SUBTOTAL - Local Revenue		-	77,199	77,199	77,199	-	-	77,199	77,199	0%
TOTAL REVENUE		287,767	9,585,092	9,585,092	9,585,092	-	-	9,297,325	9,297,325	3%

Monthly Budget vs. Actuals Financial Update As of July 31, 2018 (July 2018 Report)		YTD	Budget							
		Actual YTD	Adopted (July 1) Budget	Revised Budget	Current Forecast	Adopted Budget vs. Current Forecast	Revised Budget vs. Current Forecast	Revised Budget Remaining	Current Forecast Remaining	Actuals as % of Current Forecast
MSA SA										
EXPENSES DETAIL										
Certificated Salaries										
1100	TeacherSalaries	42,300	2,646,248	2,646,248	2,646,248	-	-	2,603,948	2,603,948	2%
1300	Cert Adminis	52,640	641,922	641,922	641,922	-	-	589,282	589,282	8%
SUBTOTAL - Certificated Salaries		94,940	3,288,170	3,288,170	3,288,170	-	-	3,193,230	3,193,230	3%
Classified Salaries										
2400	Clerical & Tech	9,337	278,368	278,368	278,368	-	-	269,031	269,031	3%
2900	OtherClassStaff	15,716	419,121	419,121	419,121	-	-	403,405	403,405	4%
SUBTOTAL - Classified Salaries		25,053	697,489	697,489	697,489	-	-	672,437	672,437	4%
Employee Benefits										
3101	STRS-Certified	7,450	505,321	505,321	505,321	-	-	497,871	497,871	1%
3202	PERS-Classified	2,354	92,125	92,125	92,125	-	-	89,770	89,770	3%
3301	OASDI/Med-Cert	1,377	-	-	-	-	-	(1,377)	(1,377)	-
3302	OASDI/Med-Class	1,539	112,459	112,459	112,459	-	-	110,920	110,920	1%
3401	HlthWelfareCert	2,985	607,060	607,060	607,060	-	-	604,074	604,074	0%
3501	UI-Certificated	-	2,502	2,502	2,502	-	-	2,502	2,502	0%
3601	WorkersCmp-Cert	11,052	44,879	44,879	44,879	-	-	33,827	33,827	25%
3901	OthBenes-Cert	-	20,658	20,658	20,658	-	-	20,658	20,658	0%
SUBTOTAL - Employee Benefits		26,757	1,385,003	1,385,003	1,385,003	-	-	1,358,245	1,358,245	2%
Books & Supplies										
4100	Text&CoreCurric	-	22,121	22,121	22,121	-	-	22,121	22,121	0%
4200	BooksOthRefMats	-	5,311	5,311	5,311	-	-	5,311	5,311	0%
4310	Ins Mats & Sups	-	70,000	70,000	70,000	-	-	70,000	70,000	0%
4315	OthrSupplies	-	-	-	-	-	-	-	-	-
4320	Office Supplies	-	13,664	13,664	13,664	-	-	13,664	13,664	0%
4325	ProfDevMat&Sups	-	-	-	-	-	-	-	-	-
4326	Arts&MusicSupps	-	5,311	5,311	5,311	-	-	5,311	5,311	0%
4335	PE Supplies	-	25,000	25,000	25,000	-	-	25,000	25,000	0%
4340	Educat Software	-	80,648	80,648	80,648	-	-	80,648	80,648	0%
4345	NonInstStdntSup	-	7,500	7,500	7,500	-	-	7,500	7,500	0%
4346	TeacherSupplies	-	10,621	10,621	10,621	-	-	10,621	10,621	0%
4350	Cust. Supplies	-	21,343	21,343	21,343	-	-	21,343	21,343	0%
4351	Yearbook	-	-	-	-	-	-	-	-	-

Monthly Budget vs. Actuals Financial Update As of July 31, 2018 (July 2018 Report)		YTD	Budget							
MSA SA		Actual YTD	Adopted (July 1) Budget	Revised Budget	Current Forecast	Adopted Budget vs. Current Forecast	Revised Budget vs. Current Forecast	Revised Budget Remaining	Current Forecast Remaining	Actuals as % of Current Forecast
4390	Uniforms	-	-	-	-	-	-	-	-	-
4400	NonCapEquip-Gen	-	25,000	25,000	25,000	-	-	25,000	25,000	0%
4430	OfficeFurnEqp<5k	-	2,648	2,648	2,648	-	-	2,648	2,648	0%
4440	Computers <\$5k	-	2,655	2,655	2,655	-	-	2,655	2,655	0%
4710	Food	-	357,547	357,547	357,547	-	-	357,547	357,547	0%
4720	Food:Other Food	-	8,000	8,000	8,000	-	-	8,000	8,000	0%
SUBTOTAL - Books and Supplies		-	657,369	657,369	657,369	-	-	657,369	657,369	0%
Services & Other Operating Expenses										
5101	CMO Fees	-	997,937	997,937	997,937	-	-	997,937	997,937	0%
5205	Conference Fees	-	10,000	10,000	10,000	-	-	10,000	10,000	0%
5210	MilesParkTolls	-	3,000	3,000	3,000	-	-	3,000	3,000	0%
5215	TravConferences	-	-	-	-	-	-	-	-	-
5220	TraLodging	-	5,000	5,000	5,000	-	-	5,000	5,000	0%
5300	DuesMemberships	-	36,263	36,263	36,263	-	-	36,263	36,263	0%
5450	Other Insurance	7,460	40,000	40,000	40,000	-	-	32,540	32,540	19%
5500	OpsHousekeeping	1,317	40,000	40,000	40,000	-	-	38,683	38,683	3%
5510	Gas & Electric	-	120,000	120,000	120,000	-	-	120,000	120,000	0%
5610	Rent & Leases	-	-	-	-	-	-	-	-	-
5620	EquipmentLeases	519	50,286	50,286	50,286	-	-	49,767	49,767	1%
5630	Reps&MaintBldng	-	85,000	85,000	85,000	-	-	85,000	85,000	0%
5800	ProfessServices	-	269,267	269,267	269,267	-	-	269,267	269,267	0%
5810	Legal	-	15,000	15,000	15,000	-	-	15,000	15,000	0%
5813	SchPrgAftSchool	-	5,500	5,500	5,500	-	-	5,500	5,500	0%
5814	SchPrgAcadComps	-	11,000	11,000	11,000	-	-	11,000	11,000	0%
5819	SchIProgs-Other	-	7,100	7,100	7,100	-	-	7,100	7,100	0%
5820	Audit & CPA	-	11,684	11,684	11,684	-	-	11,684	11,684	0%
5825	DMSBusinessSvcs	-	-	-	-	-	-	-	-	-
5835	Field Trips	-	35,000	35,000	35,000	-	-	35,000	35,000	0%
5836	FieldTrip Trans	-	-	-	-	-	-	-	-	-
5840	MarkngStdtRecrt	-	20,000	20,000	20,000	-	-	20,000	20,000	0%
5850	Oversight Fees	-	79,550	79,550	79,550	-	-	79,550	79,550	0%
5857	Payroll Fees	-	35,900	35,900	35,900	-	-	35,900	35,900	0%
5860	Service Fees	-	2,932	2,932	2,932	-	-	2,932	2,932	0%
5863	Prof Developmnt	-	30,418	30,418	30,418	-	-	30,418	30,418	0%
5864	Prof Dev-Other	-	70,682	70,682	70,682	-	-	70,682	70,682	0%
5869	SpEd Ctrct Inst	-	-	-	-	-	-	-	-	-

Monthly Budget vs. Actuals Financial Update As of July 31, 2018 (July 2018 Report)		YTD		Budget						
		Actual YTD	Adopted (July 1) Budget	Revised Budget	Current Forecast	Adopted Budget vs. Current Forecast	Revised Budget vs. Current Forecast	Revised Budget Remaining	Current Forecast Remaining	Actuals as % of Current Forecast
MSA SA										
5875	StaffRecruiting	-	-	-	-	-	-	-	-	-
5884	Substitutes	-	85,000	85,000	85,000	-	-	85,000	85,000	0%
5890	OthSvcsNon-Inst	-	3,000	3,000	3,000	-	-	3,000	3,000	0%
5900	Communications	-	3,090	3,090	3,090	-	-	3,090	3,090	0%
5920	TelecomInternet	-	73,161	73,161	73,161	-	-	73,161	73,161	0%
5930	PostageDelivery	-	10,621	10,621	10,621	-	-	10,621	10,621	0%
5940	Technology	-	-	-	-	-	-	-	-	-
SUBTOTAL - Services & Operations		9,295	2,156,391	2,156,391	2,156,391	-	-	2,147,095	2,147,095	0%

Monthly Budget vs. Actuals Financial Update As of July 31, 2018 (July 2018 Report)		YTD	Budget							
		Actual YTD	Adopted (July 1) Budget	Revised Budget	Current Forecast	Adopted Budget vs. Current Forecast	Revised Budget vs. Current Forecast	Revised Budget Remaining	Current Forecast Remaining	Actuals as % of Current Forecast
MSA SA										
Capital Outlay & Depreciation										
6400	EquipFixed	-	-	-	-	-	-	-	-	-
6900	Depreciation	-	597,067	597,067	597,067	-	-	597,067	597,067	0%
SUBTOTAL - Cap Outlay & Depreciation		-	597,067	597,067	597,067	-	-	597,067	597,067	0%
Other Outflows										
7299	Encroachment	-	19,709	19,709	19,709	-	-	19,709	19,709	0%
7438	InterestExpense	-	595,203	595,203	595,203	-	-	595,203	595,203	0%
SUBTOTAL - Other Outflows		-	614,912	614,912	614,912	-	-	614,912	614,912	0%
TOTAL EXPENSES		156,045	9,396,401	9,396,401	9,396,401	-	-	9,240,356	9,240,356	9%

Monthly Budget vs. Actuals Financial Update As of July 31, 2018 (July 2018 Report)	YTD	Budget								
		Actual YTD	Adopted (July 1) Budget	Revised Budget	Current Forecast	Adopted Budget vs. Current Forecast	Revised Budget vs. Current Forecast	Revised Budget Remaining	Current Forecast Remaining	Actuals as % of Current Forecast
MSA SD										
SUMMARY										
Revenue										
LCFF Entitlement	-	3,724,672	3,724,672	3,724,672	-	-	3,724,672	3,724,672	0%	
Federal Revenue	19,691	134,778	134,778	134,778	-	-	115,087	115,087	15%	
Other State Revenues	9,620	590,983	590,983	590,983	-	-	581,363	581,363	2%	
Other Local Revenues (incl. suspense)	-	79,331	79,331	79,331	-	-	79,331	79,331	0%	
Total Revenue	29,311	4,529,764	4,529,764	4,529,764	-	-	4,500,453	4,500,453	1%	
Expenses										
Certificated Salaries	161,885	1,664,407	1,664,407	1,664,407	-	-	1,502,522	1,502,522	10%	
Classified Salaries	42,260	238,576	238,576	238,576	-	-	196,317	196,317	18%	
Benefits	26,703	696,366	696,366	696,366	-	-	669,663	669,663	4%	
Books and Supplies	-	136,427	136,427	136,427	(0)	-	136,427	136,427	0%	
Services and Other Operating Expenditures	6,395	1,736,112	1,736,112	1,736,112	-	-	1,729,717	1,729,717	0%	
Depreciation	-	45,647	45,647	45,647	-	-	45,647	45,647	0%	
Other Outflows	-	12,006	12,006	12,006	-	-	12,006	12,006	0%	
Total Expenses	237,242	4,529,541	4,529,541	4,529,541	(0)	-	4,292,299	4,292,299	5%	
Operating Income	(207,931)	223	223	223	0	-	208,154	208,154	-93251%	
Fund Balance										
Beginning Balance (Unaudited)		1,165,312	1,165,312	1,165,312						
Audit Adjustment		-	-	-						
Beginning Balance (Audited)		1,165,312	1,165,312	1,165,312						
Operating Income		223	223	223						
Ending Fund Balance		1,165,535	1,165,535	1,165,535						



Monthly Budget vs. Actuals Financial Update As of July 31, 2018 (July 2018 Report)		YTD	Budget							
MSA SD		Actual YTD	Adopted (July 1) Budget	Revised Budget	Current Forecast	Adopted Budget vs. Current Forecast	Revised Budget vs. Current Forecast	Revised Budget Remaining	Current Forecast Remaining	Actuals as % of Current Forecast
REVENUE DETAIL										
LCFF Entitlement										
8011	State Aid	-	1,016,244	1,016,244	1,016,244	-	-	1,016,244	1,016,244	0%
8012	EPA Entitlement	-	92,299	92,299	92,299	-	-	92,299	92,299	0%
8019	Prior Year Adjustments	-	-	-	-	-	-	-	-	-
8096	InLieuPropTaxes	-	2,616,129	2,616,129	2,616,129	-	-	2,616,129	2,616,129	0%
SUBTOTAL - LCFF Entitlement		-	3,724,672	3,724,672	3,724,672	-	-	3,724,672	3,724,672	0%
Federal Revenue										
8181	SpEd - Revenue	-	50,500	50,500	50,500	-	-	50,500	50,500	0%
8220	SchLunchFederal	19,691	33,724	33,724	33,724	-	-	14,033	14,033	58%
8290	All Other Federal Revenue	-	50,554	50,554	50,554	-	-	50,554	50,554	0%
SUBTOTAL - Federal Revenue		19,691	134,778	134,778	134,778	-	-	115,087	115,087	15%
Other State Revenue										
8311	SpEd Revenue	9,620	240,900	240,900	240,900	-	-	231,280	231,280	4%
8520	SchoolNutrState	-	2,172	2,172	2,172	-	-	2,172	2,172	0%
8550	MandCstReimburs	-	139,401	139,401	139,401	-	-	139,401	139,401	0%
8560	StateLotteryRev	-	89,530	89,530	89,530	-	-	89,530	89,530	0%
8590	AllOthStateRev	-	118,980	118,980	118,980	-	-	118,980	118,980	0%
SUBTOTAL - Other State Revenue		9,620	590,983	590,983	590,983	-	-	581,363	581,363	2%
Local Revenue										
8634	StudentLunchFee	-	-	-	-	-	-	-	-	-
8650	Leases & Rentals	-	2,500	2,500	2,500	-	-	2,500	2,500	0%
8660	Interest	-	-	-	-	-	-	-	-	-
8698	OthRev-Suspense	-	-	-	-	-	-	-	-	-
8699	Other Revenue	-	76,831	76,831	76,831	-	-	76,831	76,831	0%
SUBTOTAL - Local Revenue		-	79,331	79,331	79,331	-	-	79,331	79,331	0%
TOTAL REVENUE		29,311	4,529,764	4,529,764	4,529,764	-	-	4,500,453	4,500,453	1%

Monthly Budget vs. Actuals Financial Update As of July 31, 2018 (July 2018 Report)		YTD	Budget							
MSA SD		Actual YTD	Adopted (July 1) Budget	Revised Budget	Current Forecast	Adopted Budget vs. Current Forecast	Revised Budget vs. Current Forecast	Revised Budget Remaining	Current Forecast Remaining	Actuals as % of Current Forecast
EXPENSES DETAIL										
Certificated Salaries										
1100	TeacherSalaries	102,215	1,238,279	1,238,279	1,238,279	-	-	1,136,064	1,136,064	8%
1300	Cert Adminis	59,670	426,128	426,128	426,128	-	-	366,458	366,458	14%
SUBTOTAL - Certificated Salaries		161,885	1,664,407	1,664,407	1,664,407	-	-	1,502,522	1,502,522	10%
Classified Salaries										
2400	Clerical & Tech	16,403	59,644	59,644	59,644	-	-	43,241	43,241	28%
2900	OtherClassStaff	25,856	178,932	178,932	178,932	-	-	153,076	153,076	14%
SUBTOTAL - Classified Salaries		42,260	238,576	238,576	238,576	-	-	196,317	196,317	18%
Employee Benefits										
3101	STRS-Certified	10,429	248,164	248,164	248,164	-	-	237,735	237,735	4%
3202	PERS-Classified	5,263	36,329	36,329	36,329	-	-	31,066	31,066	14%
3301	OASDI/Med-Cert	2,344	-	-	-	-	-	(2,344)	(2,344)	-
3302	OASDI/Med-Class	3,093	51,069	51,069	51,069	-	-	47,976	47,976	6%
3401	HlthWelfareCert	1,487	337,971	337,971	337,971	-	-	336,485	336,485	0%
3501	UI-Certificated	-	1,141	1,141	1,141	-	-	1,141	1,141	0%
3601	WorkersCmp-Cert	4,088	21,428	21,428	21,428	-	-	17,340	17,340	19%
3901	OthBenes-Cert	-	264	264	264	-	-	264	264	0%
SUBTOTAL - Employee Benefits		26,703	696,366	696,366	696,366	-	-	669,663	669,663	4%
Books & Supplies										
4100	Text&CoreCurric	-	5,150	5,150	5,150	-	-	5,150	5,150	0%
4200	BooksOthRefMats	-	5,150	5,150	5,150	-	-	5,150	5,150	0%
4310	Ins Mats & Sups	-	30,000	30,000	30,000	-	-	30,000	30,000	0%
4315	OthSupplies	-	-	(0)	(0)	(0)	-	(0)	(0)	0%
4320	Office Supplies	-	9,270	9,270	9,270	-	-	9,270	9,270	0%
4325	ProfDevMat&Sups	-	-	-	-	-	-	-	-	-
4326	Arts&MusicSupps	-	2,334	2,334	2,334	-	-	2,334	2,334	0%
4335	PE Supplies	-	3,605	3,605	3,605	-	-	3,605	3,605	0%
4340	Educat Software	-	13,654	13,654	13,654	-	-	13,654	13,654	0%
4345	NonInstStdntSup	-	6,365	6,365	6,365	-	-	6,365	6,365	0%
4346	TeacherSupplies	-	2,500	2,500	2,500	-	-	2,500	2,500	0%
4350	Cust. Supplies	-	6,365	6,365	6,365	-	-	6,365	6,365	0%
4351	Yearbook	-	-	-	-	-	-	-	-	-

Monthly Budget vs. Actuals Financial Update As of July 31, 2018 (July 2018 Report)		YTD	Budget							
MSA SD		Actual YTD	Adopted (July 1) Budget	Revised Budget	Current Forecast	Adopted Budget vs. Current Forecast	Revised Budget vs. Current Forecast	Revised Budget Remaining	Current Forecast Remaining	Actuals as % of Current Forecast
4390	Uniforms	-	-	-	-	-	-	-	-	-
4400	NonCapEquip-Gen	-	-	-	-	-	-	-	-	-
4430	OfficeFurnEqp<5k	-	3,468	3,468	3,468	-	-	3,468	3,468	0%
4440	Computers <\$5k	-	1,000	1,000	1,000	-	-	1,000	1,000	0%
4710	Food	-	40,670	40,670	40,670	-	-	40,670	40,670	0%
4720	Food:Other Food	-	6,896	6,896	6,896	-	-	6,896	6,896	0%
SUBTOTAL - Books and Supplies		-	136,427	136,427	136,427	(0)	-	136,427	136,427	0%
Services & Other Operating Expenses										
5101	CMO Fees	-	409,714	409,714	409,714	-	-	409,714	409,714	0%
5205	Conference Fees	-	4,790	4,790	4,790	-	-	4,790	4,790	0%
5210	MilesParkTolls	-	7,426	7,426	7,426	-	-	7,426	7,426	0%
5215	TravConferences	-	-	-	-	-	-	-	-	-
5220	TraLodging	-	7,210	7,210	7,210	-	-	7,210	7,210	0%
5300	DuesMemberships	-	5,729	5,729	5,729	-	-	5,729	5,729	0%
5450	Other Insurance	5,027	22,550	22,550	22,550	-	-	17,523	17,523	22%
5500	OpsHousekeeping	-	56,650	56,650	56,650	-	-	56,650	56,650	0%
5510	Gas & Electric	301	30,000	30,000	30,000	-	-	29,699	29,699	1%
5610	Rent & Leases	-	713,760	713,760	713,760	-	-	713,760	713,760	0%
5620	EquipmentLeases	-	10,609	10,609	10,609	-	-	10,609	10,609	0%
5630	Reps&MaintBldng	-	42,000	42,000	42,000	-	-	42,000	42,000	0%
5800	ProfessServices	-	80,660	80,660	80,660	-	-	80,660	80,660	0%
5810	Legal	-	15,450	15,450	15,450	-	-	15,450	15,450	0%
5813	SchPrgAftSchool	-	79,380	79,380	79,380	-	-	79,380	79,380	0%
5814	SchPrgAcadComps	-	4,635	4,635	4,635	-	-	4,635	4,635	0%
5819	SchIProgs-Other	-	1,133	1,133	1,133	-	-	1,133	1,133	0%
5820	Audit & CPA	-	10,609	10,609	10,609	-	-	10,609	10,609	0%
5825	DMSBusinessSvcs	-	-	-	-	-	-	-	-	-
5835	Field Trips	-	45,000	45,000	45,000	-	-	45,000	45,000	0%
5836	FieldTrip Trans	-	-	-	-	-	-	-	-	-
5840	MarkngStdtRecrt	-	15,000	15,000	15,000	-	-	15,000	15,000	0%
5850	Oversight Fees	-	37,247	37,247	37,247	-	-	37,247	37,247	0%
5857	Payroll Fees	-	16,444	16,444	16,444	-	-	16,444	16,444	0%
5860	Service Fees	-	1,061	1,061	1,061	-	-	1,061	1,061	0%
5863	Prof Developmnt	-	12,360	12,360	12,360	-	-	12,360	12,360	0%
5864	Prof Dev-Other	-	15,725	15,725	15,725	-	-	15,725	15,725	0%
5869	SpEd Ctrct Inst	-	-	-	-	-	-	-	-	-

Monthly Budget vs. Actuals Financial Update As of July 31, 2018 (July 2018 Report)		YTD	Budget							
			Actual YTD	Adopted (July 1) Budget	Revised Budget	Current Forecast	Adopted Budget vs. Current Forecast	Revised Budget vs. Current Forecast	Revised Budget Remaining	Current Forecast Remaining
MSA SD										
5875	StaffRecruiting	-	-	-	-	-	-	-	-	-
5884	Substitutes	-	25,000	25,000	25,000	-	-	25,000	25,000	0%
5890	OthSvcsNon-Inst	-	1,500	1,500	1,500	-	-	1,500	1,500	0%
5900	Communications	-	35,063	35,063	35,063	-	-	35,063	35,063	0%
5920	TelecomInternet	1,068	24,258	24,258	24,258	-	-	23,190	23,190	4%
5930	PostageDelivery	-	5,150	5,150	5,150	-	-	5,150	5,150	0%
5940	Technology	-	-	-	-	-	-	-	-	-
SUBTOTAL - Services & Operations		6,395	1,736,112	1,736,112	1,736,112	-	-	1,729,717	1,729,717	0%

Monthly Budget vs. Actuals Financial Update As of July 31, 2018 (July 2018 Report)		YTD	Budget							
		Actual YTD	Adopted (July 1) Budget	Revised Budget	Current Forecast	Adopted Budget vs. Current Forecast	Revised Budget vs. Current Forecast	Revised Budget Remaining	Current Forecast Remaining	Actuals as % of Current Forecast
MSA SD										
Capital Outlay & Depreciation										
6400	EquipFixed	-	-	-	-	-	-	-	-	-
6900	Depreciation	-	45,647	45,647	45,647	-	-	45,647	45,647	0%
SUBTOTAL - Cap Outlay & Depreciation		-	45,647	45,647	45,647	-	-	45,647	45,647	0%
Other Outflows										
7299	Encroachment	-	12,006	12,006	12,006	-	-	12,006	12,006	0%
7438	InterestExpense	-	-	-	-	-	-	-	-	-
SUBTOTAL - Other Outflows		-	12,006	12,006	12,006	-	-	12,006	12,006	0%
TOTAL EXPENSES		237,242	4,529,541	4,529,541	4,529,541	(0)	-	4,292,299	4,292,299	32%

Monthly Budget vs. Actuals Financial Update As of July 31, 2018 (July 2018 Report)	YTD	Budget							
	Actual YTD	Adopted (July 1) Budget	Revised Budget	Current Forecast	Adopted Budget vs. Current Forecast	Revised Budget vs. Current Forecast	Revised Budget Remaining	Current Forecast Remaining	Actuals as % of Current Forecast
MSA MERF									
SUMMARY									
Revenue									
LCFF Entitlement	-	-	-	-	-	-	-	-	-
Federal Revenue	-	-	-	-	-	-	-	-	-
Other State Revenues	-	-	-	-	-	-	-	-	-
Other Local Revenues (incl. suspense)	-	6,058,065	6,058,065	6,058,065	-	-	6,058,065	6,058,065	0%
Total Revenue	-	6,058,065	6,058,065	6,058,065	-	-	6,058,065	6,058,065	0%
Expenses									
Certificated Salaries	46,813	378,982	378,982	378,982	-	-	332,170	332,170	12%
Classified Salaries	138,198	2,115,146	2,118,146	2,118,146	3,000	-	1,979,948	1,979,948	7%
Benefits	29,748	772,961	772,961	772,961	-	-	743,213	743,213	4%
Books and Supplies	-	89,201	86,701	86,701	(2,500)	-	86,701	86,701	0%
Services and Other Operating Expenditures	30,877	2,451,260	2,450,760	2,450,760	(500)	-	2,419,883	2,419,883	1%
Depreciation	-	515	515	515	-	-	515	515	0%
Other Outflows	-	-	-	-	-	-	-	-	-
Total Expenses	245,636	5,808,065	5,808,065	5,808,065	-	-	5,562,429	5,562,429	4%
Operating Income	(245,636)	250,000	250,000	250,000	-	-	495,636	495,636	-98%
Fund Balance									
Beginning Balance (Unaudited)		793,959	793,959	793,959					
Audit Adjustment		-	-	-					
Beginning Balance (Audited)		793,959	793,959	793,959					
Operating Income		250,000	250,000	250,000					
Ending Fund Balance		1,043,959	1,043,959	1,043,959					



Monthly Budget vs. Actuals Financial Update As of July 31, 2018 (July 2018 Report)		YTD	Budget							
MSA MERF		Actual YTD	Adopted (July 1) Budget	Revised Budget	Current Forecast	Adopted Budget vs. Current Forecast	Revised Budget vs. Current Forecast	Revised Budget Remaining	Current Forecast Remaining	Actuals as % of Current Forecast
REVENUE DETAIL										
LCFF Entitlement										
8011	State Aid	-	-	-	-	-	-	-	-	-
8012	EPA Entitlement	-	-	-	-	-	-	-	-	-
8019	Prior Year Adjustments	-	-	-	-	-	-	-	-	-
8096	InLieuPropTaxes	-	-	-	-	-	-	-	-	-
SUBTOTAL - LCFF Entitlement		-	-	-	-	-	-	-	-	-
Federal Revenue										
8181	SpEd - Revenue	-	-	-	-	-	-	-	-	-
8220	SchLunchFederal	-	-	-	-	-	-	-	-	-
8290	All Other Federal Revenue	-	-	-	-	-	-	-	-	-
SUBTOTAL - Federal Revenue		-	-	-	-	-	-	-	-	-
Other State Revenue										
8311	SpEd Revenue	-	-	-	-	-	-	-	-	-
8520	SchoolNtrState	-	-	-	-	-	-	-	-	-
8550	MandCstReimburs	-	-	-	-	-	-	-	-	-
8560	StateLotteryRev	-	-	-	-	-	-	-	-	-
8590	AllOthStateRev	-	-	-	-	-	-	-	-	-
SUBTOTAL - Other State Revenue		-	-	-	-	-	-	-	-	-
Local Revenue										
8634	StudentLunchFee	-	-	-	-	-	-	-	-	-
8650	Leases & Rentals	-	-	-	-	-	-	-	-	-
8660	Interest	-	-	-	-	-	-	-	-	-
8698	OthRev-Suspense	-	-	-	-	-	-	-	-	-
8699	Other Revenue	-	6,058,065	6,058,065	6,058,065	-	-	6,058,065	6,058,065	0%
SUBTOTAL - Local Revenue		-	6,058,065	6,058,065	6,058,065	-	-	6,058,065	6,058,065	0%
TOTAL REVENUE		-	6,058,065	6,058,065	6,058,065	-	-	6,058,065	6,058,065	0%

Monthly Budget vs. Actuals Financial Update As of July 31, 2018 (July 2018 Report)		YTD	Budget							
MSA MERF		Actual YTD	Adopted (July 1) Budget	Revised Budget	Current Forecast	Adopted Budget vs. Current Forecast	Revised Budget vs. Current Forecast	Revised Budget Remaining	Current Forecast Remaining	Actuals as % of Current Forecast
EXPENSES DETAIL										
Certificated Salaries										
1100	TeacherSalaries	-	-	-	-	-	-	-	-	-
1300	Cert Adminis	46,813	378,982	378,982	378,982	-	-	332,170	332,170	12%
SUBTOTAL - Certificated Salaries		46,813	378,982	378,982	378,982	-	-	332,170	332,170	12%
Classified Salaries										
2400	Clerical & Tech	106,667	1,855,793	1,855,793	1,855,793	-	-	1,749,126	1,749,126	6%
2900	OtherClassStaff	31,531	259,353	262,353	262,353	3,000	-	230,822	230,822	12%
SUBTOTAL - Classified Salaries		138,198	2,115,146	2,118,146	2,118,146	3,000	-	1,979,948	1,979,948	7%
Employee Benefits										
3101	STRS-Certified	5,623	94,038	94,038	94,038	-	-	88,415	88,415	6%
3202	PERS-Classified	4,036	49,981	49,981	49,981	-	-	45,945	45,945	8%
3301	OASDI/Med-Cert	679	141,870	141,870	141,870	-	-	141,191	141,191	0%
3302	OASDI/Med-Class	8,852	-	-	-	-	-	(8,852)	(8,852)	-
3401	HlthWelfareCert	1,539	292,748	292,748	292,748	-	-	291,209	291,209	1%
3501	UI-Certificated	434	11,919	11,919	11,919	-	-	11,485	11,485	4%
3601	WorkersCmp-Cert	8,586	28,088	28,088	28,088	-	-	19,502	19,502	31%
3901	OthBenes-Cert	-	154,317	154,317	154,317	-	-	154,317	154,317	0%
SUBTOTAL - Employee Benefits		29,748	772,961	772,961	772,961	-	-	743,213	743,213	4%
Books & Supplies										
4100	Text&CoreCurric	-	1,051	1,051	1,051	-	-	1,051	1,051	0%
4200	BooksOthRefMats	-	-	-	-	-	-	-	-	-
4310	Ins Mats & Sups	-	5,500	5,500	5,500	-	-	5,500	5,500	0%
4315	OthrSupplies	-	-	-	-	-	-	-	-	-
4320	Office Supplies	-	34,000	34,000	34,000	-	-	34,000	34,000	0%
4325	ProfDevMat&Sups	-	-	-	-	-	-	-	-	-
4326	Arts&MusicSupps	-	-	-	-	-	-	-	-	-
4335	PE Supplies	-	-	-	-	-	-	-	-	-
4340	Educat Software	-	9,000	9,000	9,000	-	-	9,000	9,000	0%
4345	NonInstStdntSup	-	-	-	-	-	-	-	-	-
4346	TeacherSupplies	-	-	-	-	-	-	-	-	-
4350	Cust. Supplies	-	-	-	-	-	-	-	-	-
4351	Yearbook	-	-	-	-	-	-	-	-	-

Monthly Budget vs. Actuals Financial Update As of July 31, 2018 (July 2018 Report)		YTD	Budget							
MSA MERF		Actual YTD	Adopted (July 1) Budget	Revised Budget	Current Forecast	Adopted Budget vs. Current Forecast	Revised Budget vs. Current Forecast	Revised Budget Remaining	Current Forecast Remaining	Actuals as % of Current Forecast
4390	Uniforms	-	-	-	-	-	-	-	-	-
4400	NonCapEquip-Gen	-	1,500	1,500	1,500	-	-	1,500	1,500	0%
4430	OfficeFurnEqp<5k	-	-	-	-	-	-	-	-	-
4440	Computers <\$5k	-	5,000	5,000	5,000	-	-	5,000	5,000	0%
4710	Food	-	-	-	-	-	-	-	-	-
4720	Food:Other Food	-	33,150	30,650	30,650	(2,500)	-	30,650	30,650	0%
SUBTOTAL - Books and Supplies		-	89,201	86,701	86,701	(2,500)	-	86,701	86,701	0%
Services & Other Operating Expenses										
5101	CMO Fees	-	-	-	-	-	-	-	-	-
5205	Conference Fees	-	37,950	37,200	37,200	(750)	-	37,200	37,200	0%
5210	MilesParkTolls	3,428	116,000	116,000	116,000	-	-	112,573	112,573	3%
5215	TravConferences	-	-	-	-	-	-	-	-	-
5220	TraLodging	-	92,150	89,150	89,150	(3,000)	-	89,150	89,150	0%
5300	DuesMemberships	75	10,900	10,900	10,900	-	-	10,825	10,825	1%
5450	Other Insurance	5,834	40,000	40,000	40,000	-	-	34,166	34,166	15%
5500	OpsHousekeeping	-	26,545	26,545	26,545	-	-	26,545	26,545	0%
5510	Gas & Electric	-	-	-	-	-	-	-	-	-
5610	Rent & Leases	13,850	176,200	176,200	176,200	-	-	162,350	162,350	8%
5620	EquipmentLeases	286	13,000	13,000	13,000	-	-	12,714	12,714	2%
5630	Reps&MaintBldng	-	2,500	2,500	2,500	-	-	2,500	2,500	0%
5800	ProfessServices	6,750	548,750	557,000	557,000	8,250	-	550,250	550,250	1%
5810	Legal	-	335,000	335,000	335,000	-	-	335,000	335,000	0%
5813	SchPrgAftSchool	-	-	-	-	-	-	-	-	-
5814	SchPrgAcadComps	-	-	-	-	-	-	-	-	-
5819	SchIProgs-Other	-	-	-	-	-	-	-	-	-
5820	Audit & CPA	-	50,000	50,000	50,000	-	-	50,000	50,000	0%
5825	DMSBusiness Svcs	-	500,000	500,000	500,000	-	-	500,000	500,000	0%
5835	Field Trips	-	-	-	-	-	-	-	-	-
5836	FieldTrip Trans	-	-	-	-	-	-	-	-	-
5840	MarkngStdtRecrt	-	58,000	58,000	58,000	-	-	58,000	58,000	0%
5850	Oversight Fees	-	-	-	-	-	-	-	-	-
5857	Payroll Fees	-	20,000	20,000	20,000	-	-	20,000	20,000	0%
5860	Service Fees	-	20,000	20,000	20,000	-	-	20,000	20,000	0%
5863	Prof Developmnt	-	77,000	77,000	77,000	-	-	77,000	77,000	0%
5864	Prof Dev-Other	-	50,500	45,500	45,500	(5,000)	-	45,500	45,500	0%
5869	SpEd Ctrct Inst	-	-	-	-	-	-	-	-	-

Monthly Budget vs. Actuals Financial Update As of July 31, 2018 (July 2018 Report)		YTD	Budget							
MSA MERF		Actual YTD	Adopted (July 1) Budget	Revised Budget	Current Forecast	Adopted Budget vs. Current Forecast	Revised Budget vs. Current Forecast	Revised Budget Remaining	Current Forecast Remaining	Actuals as % of Current Forecast
5875	StaffRecruiting	-	15,000	15,000	15,000	-	-	15,000	15,000	0%
5884	Substitutes	-	-	-	-	-	-	-	-	-
5890	OthSvcsNon-Inst	-	-	-	-	-	-	-	-	-
5900	Communications	655	32,000	32,000	32,000	-	-	31,345	31,345	2%
5920	TelecomInternet	-	-	-	-	-	-	-	-	-
5930	PostageDelivery	-	13,000	13,000	13,000	-	-	13,000	13,000	0%
5940	Technology	-	216,765	216,765	216,765	-	-	216,765	216,765	0%
SUBTOTAL - Services & Operations		30,877	2,451,260	2,450,760	2,450,760	(500)	-	2,419,883	2,419,883	1%

Monthly Budget vs. Actuals Financial Update As of July 31, 2018 (July 2018 Report)		YTD	Budget							
		Actual YTD	Adopted (July 1) Budget	Revised Budget	Current Forecast	Adopted Budget vs. Current Forecast	Revised Budget vs. Current Forecast	Revised Budget Remaining	Current Forecast Remaining	Actuals as % of Current Forecast
MSA MERF										
Capital Outlay & Depreciation										
6400	EquipFixed	-	-	-	-	-	-	-	-	-
6900	Depreciation	-	515	515	515	-	-	515	515	0%
SUBTOTAL - Cap Outlay & Depreciation		-	515	515	515	-	-	515	515	0%
Other Outflows										
7299	Encroachment	-	-	-	-	-	-	-	-	-
7438	InterestExpense	-	-	-	-	-	-	-	-	-
SUBTOTAL - Other Outflows		-	-	-	-	-	-	-	-	-
TOTAL EXPENSES		245,636	5,808,065	5,808,065	5,808,065	-	-	5,562,429	5,562,429	24%



QUESTIONS & COMMENTS



Cover Sheet

Approval for Additional Positions Due to Increased Enrollment at MSA-3

Section: II. Action Item
Item: B. Approval for Additional Positions Due to Increased Enrollment at MSA-3
Purpose: Vote
Submitted by:
Related Material: II B MSA 3 Request for Add Staff.pdf



Board Agenda Item #	Agenda # II B- Action Item
Date:	09/12/18
To:	MPS Finance Committee
From:	Alfredo Rubalcava, CEO & Superintendent
Staff Lead:	Shandrea Daniel, Principal of MSA 2
RE:	Approval of Additional Costs for Staffing for MSA 3

Proposed Board Motion

I move that the Finance Committee recommend the approval of increase in staffing as follows:

- Approval of one (1) part-time special education teacher aide into full time position
- Approval of one (1) additional full time special education teacher position
- Approval of Behavior Intervention Implementation Specialist Services
- Additional Stipends for (4) full time teachers
- Approval of one (1) new part-time general education teacher
- Additional hours for administrative assistant

Background

- The proper ratio to provide adequate support to our special education students is 1 teacher to every 28 students; MSA 3 currently has a 1:31 ratio with 62 special education students. MSA 3 currently has two full-time aides and one part-time aide but an increase to a full-time aide is beneficial to support our push in model and an additional full-time special education teacher is needed to help ensure IEP's and 504's are being properly implemented. Based on the service requirements of the new students, our need for case managers and service providers also increased. Our plan has been reviewed by the MPS Director of Student Services and recommended to proceed.
- MSA 3 only budgeted enough teachers for 485 students; however the current enrollment is between 508-510. The extra 25 students is impacting the class sizes and puts the ratio of 1:35 for those classes when it should be a 1:25 ratio per our charter. Hiring a part-time teacher will help decrease the large class sizes, assist with math and english intervention and continue providing a 1:25 ratio.
 - **Special Education Request**-Increase one position from part-time to full-time in order to meet the recommended student to teacher ratio, along with fulfilling current students individualized education plan (IEP) and accommodations for our SELPA (Special Education) program:
 - Increase a part time position of a special education aide to a full-time position.
 - Add one full-time Special Education Teacher with benefits.
 - Add Behavior Intervention Implementation Specialist (BII) services

for a student with special needs.

- **General Education (1 position and increase in duties for current teachers):**
 - Hire a part-time multiple subject teacher to assist with the larger 7th and 8th grade groups.
 - There are four current teachers who will also be taking on the extra teaching courses to offer electives and additional intervention support for the students.
- **Main Office Support (Increase in duties):** MSA 3 has excessive responsibilities in the main office; the meal program, money deposits and supply ordering is being overseen by the Principal. Asking for monetary funds to pay main office administrative assistants to take on those duties.

As of 8.20.18, MSA 3 expected enrollment is 505 (45 of which were designated as needing special education services. Currently as of 09/07/18, MSA 3’s enrollment is 509 students (62 with special education services). MSA 3 proposes to use \$240,959.88 of the \$272,226 estimated fiscal impact to support the special education and student population increase.

Budget Implications

- revenues are estimates
- salaries will be noted and should not be exceeded

Estimated Additional Revenue

Increase in enrollment as of August 20, 2018 count is shown below, expecting to generate an estimated revenue of \$272k:

As of 08.20.2018		MSA 3					
Grade Level	Enrollment Count		Incr/Decr	ADA %	Estimated Change in ADA	Revised	
	Budget	Actual				Average Revenue per ADA	Estimated Fiscal Impact
K-3			0		0		\$0
4-6	100	77	-23	95.0%	-21.9	\$11,769	-\$257,153
7-8	200	213	13	95.0%	12.4	\$12,046	\$148,768
9-12	185	215	30	93.5%	28.1	\$13,569	\$380,610
Total	485	505	20	94.4%	18.6		\$272,226

Estimated Cost of Additional Staff

Title of Position	Description	Proposed Amount
Special Education Aide	Increase Special Education position from part-time to full-time.	\$18,000.00
Special Education Pers	Pers (32%) for Special Education Aide. Does not need benefits	\$12,480.00
Special Education Teacher	FT-New Position to have sped ratio 1:20 ratio instead of 1:31	\$65,000.00
Special Education Teacher Benefits & Strs	Benefits (\$14,000), STRS (32%), etc	\$34,000.00
Behavior Implementation Specialist Services	Contract through edlogical or another agency. 28 weeks, 40 hours per week, \$32 per hour	\$35,840.00
Teacher Stipends-Hybrid 7th/8th Honors	Stipend: Thomas, Cortinas, Mendez, Waterford	\$6,000.00
Teacher Part-time	Power Classes/Math Intervention Teacher-part time 32 hours	\$41,984.00
Teacher Part-time benefits & Strs	Benefits (\$14,000), strs (32%), etc	\$24,434.88
Administrative Assistant Increased Duties	Extra Duties: Meal Program, money deposits, supply ordering	\$3,221.00
Estimated Total		\$240,959.88

Cover Sheet

Finance Update on Board Requests

Section: III. Discussion Item
Item: A. Finance Update on Board Requests
Purpose: Discuss
Submitted by:
Related Material: IIIA Finance Update.pdf



Board Agenda Item #	Agenda # III A- Information Item
Date:	September 12, 2018
To:	MPS- Finance Committee
From:	Alfredo Rubalcava, CEO & Superintendent
Staff Lead:	Nanie Montijo, Chief Financial Officer
RE:	Finance Updates

Proposed Board Recommendation

Information only.

Background

Board of Directors request information regarding the following items:

1. Explanation on state lottery funds and how they are received.

The State Controller's Office (SCO) distributes quarterly lottery to county offices of education, school districts, and charter schools based on per unit of average daily attendance (ADA) for the unrestricted and restricted lottery apportionment. The first quarter payment includes prior-year adjustments due to the recalculation of lottery apportionments based on actual ADA reports.

To view a copy of the Master Register that lists the ADA, apportionment, adjustments, and net amount actually paid (Remittance Advice) to each county office, school district, charter school, and community college district on a quarterly and year-to-date basis, visit the SCO's Web site at https://www.sco.ca.gov/ard_payments_lottery.html.

In addition, School Services of California provides Financial Projection Dartboard to all LEAs based on the state adopted budget, which includes the following information:

		2017-18	2018-19	2019-20	2020-21	2021-22
California Lottery	Unrestricted per ADA	\$ 153	\$ 151	\$ 151	\$ 151	\$ 151
	Restricted per ADA	\$ 55	\$ 53	\$ 53	\$ 53	\$ 53

Additional factors can be found at SSC's website:
<https://www.sscal.com/download.cfm?id=4564>

All apportionments are deposited directly to each LEAs account at the County treasury offices. The County Office sends the funds directly to each MPS site's bank account via ACH. A remittance advice such as below is also sent to each principal every time apportionments are scheduled by CDE:

THIS REMITTANCE ADVICE FOR THE LOTTERY
 EDUCATION APPORTIONMENT IS FOR INFORMATION
 PURPOSES ONLY. THE WARRANT COVERING THE
 PAID AMOUNT WILL BE SENT TO YOUR COUNTY
 TREASURER

MAGNOLIA SCIENCE ACADEMY 7
 333 SOUTH BEAUDRY AVENUE
 LOS ANGELES CA 90017

ID: A1995989

	AVERAGE DAILY ATTENDANCE	COMPUTED AMOUNT	CURRENT PAYMENT ADJUSTMENT AMOUNT /ACCOUNTS RECEIVABLE BALANCE	PAID AMOUNT
		/PRIOR YEAR TOTAL ADJUST		
ADJUSTMENT(S) FOR 1ST PAYMENT:				
			566.81	
			223.79	
			.00	
			.00	
NON PROP-20				
1ST QTR END 09 30 2017	293	16,180.49	566.81	16,747.30
			566.81	
YEAR-TO-DATE TOTALS		16,180.49	566.81	16,747.30
			566.81	
PROP-20				
1ST QTR END 09 30 2017	293	.00	223.79	223.79
			223.79	
YEAR-TO-DATE TOTALS		.00	223.79	223.79
			223.79	
GRAND TOTAL 1ST QTR		16,180.49	790.60	16,971.09
			790.60	
GRAND TOTAL YEAR-TO-DATE		16,180.49	790.60	16,971.09
			790.60	

COMPILED UNDER THE DIRECTION OF
 THE CONTROLLER OF CALIFORNIA

2. SPED Students – How much do we get?

MPS Schools belong to El Dorado and LAUSD Selpa. Each Special Ed Students receives funding based on the AB 602 funding rate for the year and IDEA Basic Local Assistance Federal Funding.

El Dorado Funding Calculation (unadjusted rate):

- AB 602 = ADA x \$522
- Fed IDEA = ADA x \$125
- Admin Fee based on LEAs year of entry (4%-6%)

LAUSD Funding Calculation (FY 17-18):

- AB 602 = ADA x \$573.51
- Fed IDEA = ADA x \$197.01
- Option 3 = 10% Fair Share Contribution

The Special Education Program, also known as AB 602, provides funding to special education local plan areas (SELPA) based on the SELPA’s ADA and other data elements. The funding calculation for AB 602 can be found on the exhibits titled *SELPA Special Education Funding Exhibit*, *SELPA Special Education Funding Exhibit – LA Court*, and *SELPA Special Education Funding Exhibit – Charter SELPA*.

<https://www.cde.ca.gov/fg/aa/se/ab602apptdat.asp>

A portion of a snapshot of one of the exhibits is below:

AB 602 ADA
 2017–18 First Principal (P-1)
 Apportionment
 California Department of Education

Legend: AB 602 = Assembly Bill 602; ADA = Average Daily Attendance; SELPA = Special Education Areas

County Code	District Code	SELPA	SELPA Member	District ADA Line A-1
01	10017	CU03	Alameda Co. Office of Education	0
01	61119	CR05	Alameda Unified	9142.29
01	61127	CR00	Albany City Unified	3574.58

3. Vendor List – see attached

4. Home Office Lease:

- 7 years starting April 1, 2016
- Rent:

	Monthly	Annual
Year 1	13,000	156,000
Year 2	13,400	160,800
Year 3	13,850	166,200
Year 4	14,300	171,600
Year 5	14,800	177,600
Year 6	15,300	183,600
Year 7	15,800	189,600

5. Bidding Requirement. How do we conduct RFP?

Bidding process is based on the Fiscal Policy PUR 107. See attached.

Budget Implications

none

How Does This Action Relate/Affect/Benefit All MSAs?

n/a

Name of Staff Originator:

Nanie Montijo, Chief Financial Officer

Attachments

Vendor List
Bidding Requirements Policy

SOP # PUR107 Revision: 2
Effective Date: 6/06/16

Prepared by: Central Office
Approved by: BOD

Title: PUR107 BIDDING REQUIREMENTS

Policy: To ensure the establishment of bidding requirements relating to multi-year service contracts, and to maintain the internal controls of the selection process.

Purpose: To provide the methods for determining a bidding process, documentation requirements, and award of contracts.

Scope: This procedure applies to all vendors of services.

Responsibilities:

Purchasing Agent or School Principal is responsible for providing a summary and justification related to the potential proposal.

Selection Committee is responsible for the review and recommendation of all contracts over \$25,000.

Chief Executive Officer and/or Chief Financial Officer is/are responsible for the examination of the bidding and selection process of all contracts above \$25,000.

Board of Directors are responsible for the approval of all bidding contracts above \$25,000.

Procedure:

1.0 BIDDING REQUIREMENTS AND PROCESS

1.1 New service contracts in excess of \$25,000 shall be formally bid in accordance with the following:

- Request for Proposals (RFP): RFP requirements should include contract purpose, background, description of service, general information, time requirements, proposal requirements, and evaluation process.
- Public Notice: RFP will be posted in the Organization's website.
- Prospective Vendors: Selection Committee shall maintain a list of prospective vendors for the various categories of products and services purchased by the organization. All schools or departments should refer prospective vendors to the purchasing department for inclusion in the bidder file.
- Pending Bid File: A file shall be maintained by the selection committee of all invitations to bid currently pending.
- Evaluation: Evaluation of services and vendors will be in accordance with the RFP specifications and policy PUR101 vendor selection.

Accounting Policies, Procedures and Forms

- Bidder Files: Bidder files shall be maintained retaining the bids, bid comparison sheets, other submittals, and rationale in award. These bids shall be made available for the public upon request for a period of ninety (90) days after which time they will be archived for two (2) years.
- Bidding of contracts shall not be made in small quantities (split bidding) for the purpose of circumventing the authorized approval limits assigned by the Board of Directors, or to avoid public bidding based on the policies and procedures.

Vendor Selection Requirements			
	Less than \$5,000	Between \$5,000 and \$25,000	Greater than \$25,000
Bid process required?	No	Quotes or estimates	RFP
Acceptable forms of price comparison	N/A	Email, published catalogs, written	Written only
Minimum number of bids required	0	3	3
Submit bid documentation to the Procurement Office?	No	Yes	Yes

2.0 NONCOMPETITIVE NEGOTIATIONS

2.1 Noncompetitive negotiations may be used for procurements in excess of \$25,000 when bidding or competitive negotiations are not feasible. MPS may purchase goods and services through non-competitive negotiations when it is determined in writing by the Chief Executive Officer that competitive negotiation or bidding is not feasible and that:

- An emergency exists which will cause public harm as a result of the delay caused by following competitive purchasing procedures, or
- The product or service can be obtained only from one source, or
- The contract is for the purchase of perishable items purchased on a weekly or more frequent basis, or
- Only one satisfactory proposal is received through RFP, or
- The charter authorizer has authorized the particular type of noncompetitive negotiation.

3.0 STANDARDS OF CONDUCT

The following Standards of Conduct shall govern the performance, behavior and actions of MPS including, employees, officers, directors, volunteers and agents, who are engaged in any aspect of procurement, including – but not limited to – purchasing goods and services; awarding contracts and grants; or the administration and supervision of contracts.

Accounting Policies, Procedures and Forms

As representatives of MPS, all employees, officers, directors, volunteers and agents are expected to conduct themselves in a professional and ethical manner, maintaining high standards of integrity and the use of good judgment. Employees are expected to be principled in their business interactions and act in good faith with individuals both inside and outside MPS.

3.3 Conflict of Interest

- 3.3.1 No employee, officer, director, volunteer or agent of the MPS shall participate in the selection, award or administration of a bid or contract supported by federal funds if a conflict of interest is real or apparent to a reasonable person.
- 3.3.2 Conflicts of interest may arise when any employee, officer, director, volunteer or agent of the MPS has a financial, family or any other beneficial interest in the vendor firm selected or considered for an award.
- 3.3.3 No employee, officer, director, volunteer or agent of the MPS shall do business with, award contracts to, or show favoritism toward a member of his/her immediate family, spouse's family or to any company, vendor or concern who either employs or has any relationship to a family member; or award a contract or bid which violates the spirit or intent of Federal, State and local procurement laws and policies established to maximize free and open competition among qualified vendors.
- 3.3.4 MPS's employees, officers, directors, volunteers or agents shall neither solicit nor accept gratuities, gifts, consulting fees, trips, favors or anything having a monetary value in excess of twenty-five dollars (\$25) from a vendor, potential vendor, or from the family or employees of a vendor, potential vendor or bidder; or from any party to a sub-agreement or ancillary contract.

4.0 ACCEPTANCE OF GRATUITIES

MPS's employees, officers, directors, volunteers or agents shall neither solicit nor accept gratuities, gifts, consulting fees, trips, favors or anything having a monetary value from a vendor, potential vendor, or from the family or employees of a vendor, potential vendor or bidder; or from any party to a sub-agreement or ancillary contract.

5.0 DISCIPLINARY ACTIONS

Any MPS member, employee or designated agent of MPS who knowingly and deliberately violates the provisions of this code will be open to civil suit without the legal protection of MPS. Furthermore, such a violation of these procurement standards is grounds for dismissal by MPS as an employee, officer, director, volunteer or agent; or other such sanctions as available under the law.

Any contractor or potential contractor who knowingly and deliberately violates the provisions of these procurement standards will be barred from future transactions with MPS.

 Accounting Policies, Procedures and Forms

Revision History:

Revision	Date	Description of changes	Requested By
0	2/16/15	Initial Release	Oswaldo Diaz, CFO
1	3/10/16	Policy Revision	Oswaldo Diaz, CFO
2	6/06/16	Policy Revision	Oswaldo Diaz, CFO

OrgId	VendorId	Name	Active	TaxNumFederal	CustomerAcctNum	AddrName	VendorAddrId	Address
99	104772	1st Reliable Maintenance	1			1st Reliable Maintenance	1	4161 East Live Oak Ave, Arcadia, CA 91006
99	127212	2 Teach LLC	1	20-4773344		2 Teach LLC	1	PO Box 2936, Winnetka, CA 91396
99	200018	2017-18 Uncleared Checks	1			2017-18 Uncleared Checks	1	250 E. 1st Street, STE. 1500, Los Angeles, CA 90012
99	000001	21st Century Staffing LLC	1	45-4426479		21st Century Staffing LLC	1	11331 East 183rd St. #247, Cerritos, CA 90703
99	125473	4Imprint Inc	1	39-1837105		4Imprint	1	101 Commerce St PO Box 320, Oshkosh, WI 54901
99	159841	A & D Landscaping Service Inc	1	46-3410066		A & D Landscaping Service Inc.	1	17760 Lull St, Reseda, CA 91335
99	156931	A Pa Tacos Estrella Catering	1			A Pa Tacos Estrella Catering	1	18925 Sherman Way Unit 20, Reseda, CA 91335
99	097569	A+ Interactive Technologies	1			A+ Interactive Technologies	1	12442 Rye St, Studio City, CA 91604
99	101170	A-1 Party Rentals	1			A-1 Party Rentals	1	7190 University Ave, La Mesa, CA 91942
99	096102	A.F. AirConditioning & Heating	1			A.F. AirConditioning & Heating	1	P.O. BOX 363, Agoura, CA 91376
99	094703	A1 Flyer Distribution	1			A1 Flyer Distribution	1	1037 Bell St., Pasadena, CA 91104
99	099481	A1 Livescan Notary	1			A1 Live Scan Notary & Shipping	1	9250 Reseda Bl. Suite 2-B, Northridge, CA 91324
99	105663	AAA Party Rentals	1			AAA Party Rentals	1	16010 Strathern St, Van Nuys, CA 91406
99	176383	AAA pinpoint Leak Detection	1			AAA pinpoint Leak Detection	1	22045 Celes St, Woodland Hills, CA 91364
99	099484	AAA Rents & Events Inc.	1			AAA Rents & Events Inc.	1	16010 Strathern St, Van Nuys, CA 91406
99	158460	Absence Soft	1	46-4094669		Absence Soft	1	445 Union Blvd Suite 103, Lakewood, CO 80228
99	095707	Academic Cap & Gown	1			Academic Cap & Gown	1	20644 Superior St, Chatsworth, CA 91311
99	096973	Academic Planners Plus	1			Academic Planners Plus	1	4601 16th Avenue North PO Box 2065, Fargo, ND 58107
99	096974	Academic Software	1			Academic Software	1	4485 Tench Rd. Suite 1220, Suwanee, GA 30024
99	105222	Accountemps	1	94-1648752		Accountemps	1	P.O.Box 743295, Los Angeles, CA 90074-3295
99	100580	Accrediting Commission-Schools	1			Accrediting Commission	1	533 Airport Blvd. Suite 200, Burlingame, CA 94010
99	096978	Accuchex	1			Accuchex	1	365 Bel Marin Keys Blvd. Suite 200, Novato, CA 94949
99	169937	Adams Locksmithing	1			Adams Locksmithing	1	8030 La Mesa Blvd #275, La Mesa, CA 91942
99	000008	ADT Security Services	1			ADT Security Services	1	PO Box 371878, Pittsburgh, PA 15250-7878
99	099506	AF Air Conditioning & Heating	1			AF Air Conditioning & Heating	1	PO BOX 363, Agoura, CA 91376-0363
99	096108	AirWorks Solutions, Inc.	1			AirWorks Solutions, Inc.	1	PO Box 3064, Camarillo, CA 93010
99	161282	Al Punto Advertising, Inc.	1			Al Punto Advertising, Inc.	1	730 El Camino Way Suite 200, Tustin, CA 92780
99	170218	Alarm Relay	1					
99	162604	All American Inspection Inc	1	20-1161770		All American Inspection Inc	1	2647 Gateway Road Suite# 105-300, Carlsbad, CA 92009
99	099522	All Electrical Services	1	609-40-4142		All Electrical Services	1	12609 Solvang St, North Hollywood, CA 91605
99	095721	Alliance Publishing & Marketing	1			Alliance Publishing & Marketing	1	308 Virginia Ave PO Box 2010, Cumberland, MD 21503-2010
99	115398	alpunto Advertising, Inc	1			alpunto Advertising, Inc	1	730 El Camino Way, Suite 200, Tustin, CA 92780
99	000023	Amazon	1			Amazon	1	TESTING, Testing, CA 95747
99	094714	AMC 8 Registration	1			AMC 8 Registration	1	PO Box 81606, Lincoln, NE 68501-1606
99	156013	America's TeachingZoo-Moorpark	1			America's TeachingZoo-Moorpark	1	7075 Campus Rd, Moorpark, CA 93021
99	098175	American Business Machines	1	95-2263507		American Business Machines	1	PO Box 2737, Bakersfield, CA 93303-2737
99	163292	American Chemical & Sanitary	1			American Chemical & Sanitary	1	PO BOX 6436, Anaheim, CA 92816
99	162594	American Commissioning Group	1			American Commissioning Group	1	4721 E. Hunter Ave, Anaheim, CA 92807
99	097000	American Express	1			American Express	1	PO Box 0001, Los Angeles, CA 90096-8000
99	101209	American Math Competitions	1			American Math Competitions	1	PO Box 81606, Lincoln, NE 68501-1606
99	175405	American Scholastic Mathematics	1			American Scholastic Mathematics	1	Po Box 564400, College Point, NY 11356
99	174209	Anna Lee	1			Anna Lee	1	16216 Navigator Avenue, Chino, CA 91708
99	095307	Ant Bookstore	1			Ant Bookstore	1	345 Clifton Ave, Clifton, NJ 07011
99	099556	Ant Stores	1			Ant Stores	1	345 Clifton Ave., Clifton, NJ 07011
99	098181	AP By the Sea	1			AP By the Sea	1	PO Box 880708, San Diego, CA 92168
99	139109	AP Exams	1			AP Exams	1	P.O. Box 6671, Princeton, NJ 08541-6671
99	094723	AP Program	1			AP Program	1	P.O. Box 6671, Princeton, NJ 08541-6671
99	097008	APEX Educational Services, Inc	1			APEX Educational Services, Inc	1	17981 Sky Park Circle Suite B, Irvine, CA 92614
99	099561	Apex Learning	1	91-1935905		Apex Learning	1	1215 4th Ave. Suite 1500, Seattle, WA 98161
99	110939	Apex Systems & Tech Solutions	1			Apex Systems & Tech Solutions	1	17981 Sky Park Cir Ste B, Irvine, CA 92614
99	162661	Apple Academy Charter School	1	45-4340029		Apple Academy Charter School	1	4920 S. Western Avenue, Los Angeles, CA 90062
99	101221	Apple Books	1			Apple Books	1	2200 Winter Springs Blvd Suite 106-315, Oviedo, FL 32765
99	097586	Apple Inc (Financial Services)	1			Apple Inc (Financial Services)	1	5300 Riata Part Court Bldg C MS: 183-IES, Austin, TX 78727
99	094726	Apple Inc (TEQ Lease)	1			Apple Inc (TEQ Lease)	1	23801 Calabasas Road Suite 101, Calabasas, CA 91302
99	177110	Apple.Com	1			Apple.Com	1	Online.COM, Los Angeles, CA 90012
99	177226	APSI	1			APSI	1	3588 Bryan St, Irvine, CA 92602
99	124235	APSI San Gabriel	1			APSI San Gabriel	1	PO Box 68, Los Altos, CA 94023-0068
99	095731	Aquarium of Pacific	1			NULL		0 , ,
99	140690	ARC	1			ARC	1	370 Amapola Avenue Suite 208 , Torrance, CA 90501
99	141340	Arc Inc.	1			Arc Inc.	1	370 Amapola Ave, Torrance, CA 90501
99	099574	Arthur Golding and Associates	1			Arthur Golding and Associates	1	2548 North Catalina Street Suite B, Los Angeles, CA 90027
99	161836	Arthur J. Gallagher & Co.	1			Arthur J. Gallagher & Co.	1	PO Box 742886, Los Angeles, CA 90074-2886
99	173284	Arturu Jesus Williams	1	54-2153781		Riders Express T&C	1	P.O. Box 923248, Sylmar, CA 91392
99	155400	Aspire Therapeutic Services	1	81-5424403		Aspire Therapeutic Services	1	7035 Whitaker Ave., Lake Balboa, CA 91406
99	161044	AssetWorks	1	98-0358175		AssetWorks	1	1777 NE Loop 410 Suite 1250, San Antonio, TX 78217
99	177106	Assoc. of Fundraising Prof	1			Assoc. of Fundraising Prof	1	4300 Wilson Blvd Suite 300, Arlington, VA 22203
99	174171	Associated Insurance Services	1			Associated Insurance Services	1	PO Box 7329, Thousand Oaks, CA 91359
99	098822	ASULA Catering	1			ASULA Catering	1	308 Westwood Plaza Mailcode#164506, Los Angeles, CA 90024
99	000014	AT&T	1			AT&T	1	1 Payment Center, Sacramento, CA 95887-0001
99	160519	Athens Services	1	95-4313271		Athens Services	1	PO Box 54957, Los Angeles, CA 90054-0957

99 200025	Atkinson,Andelson,Loya & Rudd	1	Atkinson,Andelson,Loya & Rudd	1 12800 Center Court Drive, Cerritos, CA 90703
99 153736	ATT Bus Phone Pmt	1	ATT Bus Phone Pmt	1 PO Box 5025, Carol Stream, IL 60197-5025
99 097019	Attorney General of California	1	Attorney General of California	1 PO Box 903447, Sacramento, CA 94203-4470
99 164356	Audio Dynamix Inc	1	Audio Dynamix Inc	1 2770 S Harbor Blvd Ste. D, Santa Ana, CA 92704
99 153519	Audio Resouce Group, Inc	1	Audio Resouce Group, Inc	1 405 Main Ave W Unit 4G , West Fargo, ND 58078
99 140469	Augustin Egelsee, LLP	1 26-1302191	Augustin Egelsee, LLP	1 8141 E. Kaiser Blvd #315, Anaheim, CA 92808
99 105901	AXA Equitable	1	AXA Equitable	1 100 Madison St Suite 100, Syracuse, NY 13202
99 163773	AZ-Tech Building Maintenance	1	AZ-Tech Building Maintenance	1 174 W Lincoln Ave #207, Anaheim, CA 92805
99 097023	B&H Photo	1	B&H Photo	1 420 9th Ave, New York, NY 10001
99 100626	BannersUSA	1	BannersUSA	1 7680 Talbert Ave Suite E , Huntington Beach, CA 92648
99 107246	Barnes & Noble	1	NULL	0 , ,
99 143107	Beach Wire and Cable	1	Beach Wire and Cable	1 15881 Chemical Ln, Huntington Beach, CA 92649
99 095742	BelieveAbility, Inc.	1 20-5732510	BelieveAbility, Inc.	1 PO Box 325, Torrance, CA 90507
99 097601	Bella Music	1	Bella Music	1 3922 E. Florence Ave. Suite F, Bell, CA 90201
99 170669	Bellwether Education Partners	1	Bellwether Education Partners	1 517 Boston Post Road #171, Sudbury, MA 01776
99 159955	BergerABAM	1	BergerABAM	1 33301 Ninth Ave South Ste 300 , Federal Way, WA 98003
99 099603	Berliner Associates Architects	1	Berliner Associates Architects	1 5976 Washington Blvd, Culver City, CA 90232
99 127624	Better 4 You Meals, Inc.	1 90-0657788	Better 4 You Meals	1 5743 Smithway St Suite #103 , Commerce, CA 90040
99 123393	Biocom Institute	1 26-1852884	Biocom Institute	1 10996 Torreyana Rd., Ste. 200, San Diego, CA 92121
99 000004	Birch Communication (CBeyond)	1	Birch Communication (CBeyond)	1 PO Box 105066, Atlanta, GA 30348-5066
99 134164	Birmingham Charter High School	1	Birmingham Charter High School	1 17000 Haynes St, Van Nuys, CA 91406
99 155899	Black Writers on Tour	1	Black Writers on Tour	1 1425 Manchester Ave Ste. B , Los Angeles, CA 90047
99 099615	Blick Art Materials	1	Blick Art Materials	1 6910 Eagle Way, Chicago, IL 60678
99 098839	BMI Educational Services	1	BMI Educational Services	1 PO Box 800, Dayton, NJ 08810-0800
99 200033	BMP Restoration Services	1	BMP Restoration Services	1 1329 Glenoaks Blvd, San Fernando, CA 91340
99 105905	BoardOn Track	1	BoardOn Track	1 9 Damonmill Square Suite 5A-1, Concord, MA 01742
99 097036	Bob Burke & Company	1	Bob Burke & Company	1 1140 Alta Loma Rd Suite 301, West Hollywood, CA 90069
99 097609	Booksource	1	Booksource	1 PO Box 952394, St. Louis, MO 63195-2394
99 098209	Boost Promotions	1 47-1339356	Boost Promotions	1 1192 Draper Parkway #515, Draper, UT 84020
99 125561	Boss Safety Products	1		
99 174203	Bowers Museum Tours Office	1	Bowers Museum Tours Office	1 2002 North Main Street, Santa Ana, CA 92706
99 099624	Boys & Girls Club of LA Harbor	1		
99 097037	BrainPOP	1	BrainPOP	1 PO Box 28119, New York, NY 10087-8119
99 095750	BrainPOP LLC	1	BrainPOP LLC	1 PO Box 28119, New York, NY 10087-8119
99 098210	BrainPOP LLC	1	BrainPOP LLC	1 PO BOX 28119, New York, NY 10087-8119
99 099626	BrainPOP.com	1	BrainPOP.com	1 PO BOX 28119, New York, NY 10087-8119
99 200034	Brandow & Johnston	1	Brandow & Johnston	1 700 S Flower St Suite 1800, Los Angeles, CA 90017
99 145008	Bray Outdoor Ads	1	Bray Outdoor Ads	1 2400 Katella Avenue Suite 800 , Anaheim, CA 92806
99 153963	Bray Outdoors ADS	1	Bray Outdoors ADS	1 2400 E. Katella Ave Suite 800 , Anaheim, CA 92806
99 200021	Bretford Manufacturing Inc.	1 36-2113703	4800 Bretford Manufacturing Inc.	1 P.O. Box 92170, Elk Grove, IL 60009
99 200021	Bretford Manufacturing Inc.	1 36-2113703	4800 Bretford Manufacturing Inc.	2 11000 Seymour Avenue, Franklin Park, IL 60131
99 147325	Bridges Educational Consulting	1 62-632-8944	Bridges Educational Consulting	1 14814 Clark St, Sherman Oaks, CA 91411
99 142774	Bridges, Perera Sonali	1 626-32-8944	Bridges, Perera Sonali	1 14814 Clark St, Sherman Oaks, CA 91411
99 173895	Bringham Young Edu	1	Bringham Young Edu	1 598 E Phillips Lane, Provo, UT 84602
99 096135	Bruce M. Gale, PhD	1 95-4426944	Bruce M. Gale, PhD	1 16430 Ventura Blvd Suite 107, Encino, CA 91436
99 095753	BSN Sports	1	BSN Sports	1 PO Box 660176, Dallas, TX 75266-0176
99 101071	Buckle Down	1	Buckle Down	1 PO Box 35617, Newark, NJ 07193
99 095327	Buckle Down Publishing	1	Buckle Down Publishing	1 PO Box 35617, Newark, NJ 07193-5617
99 177116	Budget Rent A Car	1	Budget Rent A Car	1 800 N. Alameda St. Near, Cesar Chavez, Los Angeles, CA 90012
99 126557	CA Assn for Bilingual Ed-Cabe	1 95-3151449	CA Assn for Bilingual Ed-Cabe	1 16033 E. San Bernardino Rd., Covina, CA 91722
99 097049	CA Board of Accountancy	1	CA Board of Accountancy	1 2000 Evergreen St, Suite 250 Examination Unit , Sacramento, CA 95815-3832
99 095329	CA Charter School Conference	1	CA Charter School Conference	1 1277 University of Oregon, Eugene, OR 97403-1277
99 097045	CA Charter Schools Conference	1	CA Charter Schools Conference	1 1277 University of Oregon, Eugene, OR 97403-1277
99 094746	CA Comm Teacher Credentialing	1	CA Comm Teacher Credentialing	1 1900 Capitol Avenue Attn:Fiscal/Business Services , Sacramento, CA 95811-4213
99 200036	CA Dedicated to Education	1	CA Dedicated to Education	1 260 Main Street Suite 200, Redwood City, CA 94063
99 168833	CA Math Festival Program	1 33-1058061	CA Math Festival Program	1 805 Jackson Street c/o Paul Giganti , Albany, CA 94706-1504
99 097053	CA School Finance Authority	1	CA School Finance Authority	1 PO Box 942809 Attn: Accounting , Sacramento, CA 94209-0001
99 138522	CA School Resource Officers Assn	1	CA School Resource Officers Assn	1 112 Harvard Ave # 193 , Claremont, CA 91711
99 142723	CA Science Education Conference	1	CA Science Education Conference	1 950 Glenn Drive Suite 150 , Folsom, CA 95630
99 105900	CA State Disbursement Unit	1	CA State Disbursement Unit	1 PO Box 989067, West Sacramento, CA 95798-9067
99 094748	Ca State Teachers Retirement	1	Ca State Teachers Retirement	1 P.O. BOX 161235 Att: Acct Division-Cash Rec. , Sacramento, CA 95816-1235
99 175393	CA State Univ - Northridge	1	CA State Univ - Northridge	1 18111 Nordhoff Street, Northridge, CA 91330
99 099654	CA State University-Northridge	1	CA State University-Northridge	1 18111 Nordhoff St University Cash Services - 8214, Northridge, CA 91330
99 168567	CAASPP Institute Sac County	1	CAASPP Institute Sac County	1 PO Box 269003 Attn: Financial Services , Sacramento, CA 95826
99 150103	CAHPERD	1	CAHPERD	1 1501 El Camino Ave Ste 3, Sacramento, CA 95815
99 112326	Cal NET Technology Group	1	Cal NET Technology Group	1 9420 Topanga Group Suite 100, Chatsworth, CA 91311
99 160520	Cal-State Site Services	1	Cal-State Site Services	1 4518 Industrial Street, Simi Valley, CA 93063
99 173884	Cali Casp	1	Cali Casp	1 16835 Algonquin St Suite 268 , Huntington Beach, CA 92649
99 200008	California Academic Decathlon	1	California Academic Decathlon	1 7927 Marquand Avenue, West Hills, CA 91304
99 099646	California Charter School Assn	1	California Charter School Assn	1 250 East First Street Suite 1000 , Los Angeles, CA 90012
99 125814	California Department of Ed	1	California Department of Ed	1 PO Box 515006 Accounting Office , Sacramento, CA 95851

99 151747	California Environmental, Inc.	1 95-4201211	California Environmental, Inc.	1 30423 Canwood Street Suite 208 , Agoura Hills, CA 91301
99 152606	California Franchise Tax Board	1	California Franchise Tax Board	1 PO Box 942857, Sacramento, CA 94257-0511
99 094755	California Geological Survey	1	California Geological Survey	1 1775 Hancock St Ste 120 c/o Westberg & White Inc , San Diego, CA 92110
99 134165	California League of Schools	1	California League of Schools	1 6621 E. Pacific Coast Hwy Suite 210 , Long Beach, CA 90803
99 095761	California Math Council	1		
99 164182	California Mathematics Council	1	California Mathematics Council	1 6000 E. Evans 3-205 Registration Office, Ojai, CA 93023
99 099650	California Mathematics League	1 22-2221112		
99 099651	California Paving & Grading Co	1	California Paving & Grading Co	1 3253 Verdugo Rd., Los Angeles, CA 90065
99 169936	California Policy Center	1	California Policy Center	1 18002 Irvine Blvd Suite 108 , Tustin, CA 92780
99 174839	California Process Servers	1		
99 099653	California Science Center	1	California Science Center	1 700 Exposition Drive, Los Angeles, CA 90037
99 098229	California State PTA	1	California State PTA	1 990 San Antonio Road Smart-Reg International , Palo Alto, CA 94303
99 099656	California Western Visuals	1	California Western Visuals	1 PO Box 1980, Nipomo, CA 93444
99 097055	Californians Dedicated to Ed	1	Californians Dedicated to Ed	1 11501 Dublin Blvd. Suite 200, Dublin, CA 94568
99 105033	CalNET Technology Group	1 95-4751910	CalNET Technology Group	1 9420 Topanga Cyn Blvd Suite 100 , Chatsworth, CA 91311
99 102705	CalPERS	1	CalPERS	1 4100 Normal Street Rm#3251 , San Diego, CA 92103
99 102703	CalSTRS	1	CalSTRS	1 4100 Normal Street RM#3251 , San Diego, CA 92103
99 157312	Calvada Surveying Inc	1	Calvada Surveying Inc	1 411 Jenks Circle Suite 205 , Corona, CA 92880
99 096141	Cambium Learning Group, Inc.	1	Cambium Learning Group, Inc.	1 17855 Dallas Pkwy, Suite 400, Dallas, TX 75287
99 099659	Cambium Learning Inc	1	Cambium Learning Inc	1 24949 Network Place, Chicago, IL 60673
99 152976	Camino Real Playhouse	1	Camino Real Playhouse	1 31776 El Camino Real, San Juan Capistrano, CA 92675
99 101266	Camp Marston & Raintree Ranch	1	Camp Marston & Raintree Ranch	1 PO Box 2440, Julian, CA 92036
99 122402	Canon Business Solutions	1	Canon Business Solutions	1 425 N. Martingale Road, Schaumburg, IL 60173-2235
99 099662	Canon Business Solutions, Inc	1	Canon Business Solutions, Inc	1 FILE 51075 , Los Angeles, CA 90074-1075
99 098230	Canon Financial , Inc.	1	Canon Financial , Inc.	1 14904 Collections Center Drive, Chicago, IL 60693-0149
99 000015	Canon Financial Services	1	Canon Financial Services	1 14904 Collections Center Drive, Chicago, IL 60693-0149
99 142957	Canon Financial Services Inc	1	Canon Financial Services Inc	1 14904 Collections Center Drive, Chicago, IL 60693-0149
99 099663	Canon Financial Services Inc.	1	Canon Financial Services Inc.	1 14904 Collections Center Drive, Chicago, IL 60693-0149
99 114904	Canon Financial Services, Inc.	1	Canon Financial Services, Inc.	1 14904 Collections Center Drive, Chicago, IL 60693-0149
99 177099	Canon Solutions America	1	Canon Solutions America	1 15004 Collections Center Drive, Chicago, IL 60693-0150
99 126712	Canon Solutions America, Inc.	1 13-2677004	Canon Solutions America, Inc.	1 15004 Collections Center Drive, Chicago, IL 60693
99 097058	Capitol Advisors Group, LLC	1	Capitol Advisors Group, LLC	1 925 L Street, Suite 1200, Sacramento, CA 95814
99 094756	Capitol Advisors Group, LLC	1	Capitol Advisors Group, LLC	1 925 L Street, Suite 1200, Sacramento, CA 95814
99 097059	Capitol Impact, Inc.	1	Capitol Impact, Inc.	1 1130 K Street, Suite 250, Sacramento, CA 95814
99 139846	Capstone Digital (myON)	1 41-1723924	Capstone Digital (myON)	1 1710 Roe Crest Drive, Mankato, MN 56003
99 120865	Capstone Press INC	1	Capstone Press INC	1 3680 Momentum Place, Chicago, IL 60689-5336
99 140471	Capstone Press, Inc	1	Capstone Press, Inc	1 3680 Momentum Place, Chicago, IL 60689-5336
99 114880	Capturing Kids' Hearts	1	Capturing Kids' Hearts	1 1199 Haywood Drive, College Station, TX 77845
99 098233	Carolina Biol. Supply Com.	1	Carolina Biol. Supply Com.	1 PO Box 60232, Charlotte, NC 28260-0232
99 101271	Carolina Biological Supplies	1	Carolina Biological Supplies	1 PO Box 60232, Charlotte, NC 28260-0232
99 098856	Carolina Biological Supply	1	Carolina Biological Supply	1 PO Box 60232, Charlotte, NC 28260-0232
99 099667	Carolina Biological Supply Co.	1	Carolina Biological Supply Co.	1 P. O. Box 60232, Charlotte, NC 28260-0232
99 098236	Carson Civic Center	1	Carson Civic Center	1 3 Civic Plaza Dr, Carson, CA 90745
99 102900	Carson United Soccer Org-CUSO	1	Carson United Soccer Org-CUSO	1 21985 Acarus Ave, Carson, CA 90745
99 097062	CASBO	1	CASBO	1 1001 K Street, 5th Floor, Sacramento, CA 95814
99 172251	CASCD	1	CASCD	1 PO BOX 1841, Oroville, CA 95965
99 156962	CAState University Los Angeles	1	CAState University Los Angeles	1 5151 State University Dr Admissions and Recruitment, Los Angeles, CA 90032
99 101273	CATE	1	CATE	1 PO Box 1215, Eden, UT 84310
99 175395	CCI Industries Inc	1	CCI Industries Inc	1 350-A Fischer Avenue, Costa Mesa, CA 92626
99 096142	CCS Conference Registration	1	CCS Conference Registration	1 1277 University of Oregon, Eugene, OR 97403-1277
99 100669	CCSA Joint Powers Authority	1	CCSA Joint Powers Authority	1 250 E. 1st. Street, Suite 1000, Los Angeles, CA 90012
99 097628	CDE - Title I Conference	1	CDE - Title I Conference	1 PO Box 515006 Title I Conference , Sacramento, CA 95851-5006
99 136337	CDE Foundation-Stem Symposium	1	CDE Foundation-Stem Symposium	1 425 Broadway street, Redwood City, CA 94063
99 174834	CDW Government	1 36-4230110	CDW Government	1 75 Remittance Drive Ste 1515 , Chicago, IL 60675-1515
99 101279	CELDT	1	CELDT	1 15850 Concord Circle, Suite A, Morgan Hill, CA 95037
99 095334	CELT Project Team	1	CELT Project Team	1 15850 Concord Circle Suite A, Morgan Hill, CA 95037
99 099676	Cengage Learning	1 59-2124491	Cengage Learning	1 PO BOX 95999, Chicago, IL 60694-9599
99 095769	Center for Ed & Employment Law	1 23-1897431	Center for Ed & Employment Law	1 370 Technology Drive PO Box 3008 , Malvern, PA 19355-9562
99 099677	Center for Ed. & Emp. Law	1	Center for Ed. & Emp. Law	1 370 Technology Drive PO Box 3008 , Malvern, PA 19355-9562
99 097630	Center for Teaching & Learning	1	Center for Teaching & Learning	1 18111 Nordhoff St, Northridge, CA 91330-8265
99 171822	Center for Teacher Effectiveness	1 82-0498876	Center for Teacher Effectiveness	1 4381 English Point Road, Hayden Lake, ID 83835
99 099678	Center Theatre Group	1	Center Theatre Group	1 601 W. Temple St., Los Angeles, CA 90012
99 096146	Centree Complete Tree Maint.	1	Centree Complete Tree Maint.	1 P. O. Box 3308, Chatsworth, CA 91311
99 097067	Century Group Professionals	1 95-4769210	Century Group Professionals	1 222 N. Sepulveda Blvd. Suite 2150 , El Segundo, CA 90245
99 097632	Certified Transportation Svcs.	1	Certified Transportation Svcs.	1 1038 North Custer Street, Santa Ana, CA 92701
99 162660	Character Counts!	1	Character Counts!	1 8117 W Manchester Avenue# 830 , Playa del Rey, CA 90293
99 175315	Charter Impact	1	Charter Impact	1 15760 Ventura Blvd Suite 960 , Encino, CA 91436
99 097073	Charter School & Development	1	Charter School & Development	1 817 14th St. Ste 300 Attn:Leadership Institute, Sacramento, CA 95814
99 097634	Charter School Athletic Assn	1	Charter School Athletic Assn	1 23642 Lyons Ave #220578, Newhall, CA 91322
99 097074	CharterSAFE	1	CharterSAFE	1 PO Box 969, Weimar, CA 95736
99 125063	CharterZone	1	CharterZone	1 1606 N. Sierra Bonita Ave, Los Angeles, CA 90046

99 170226	ChildCare Careers, LLC	1	ChildCare Careers, LLC	1 2000 Sierra Point Pkwy, Suite 702, Brisbane, CA94005
99 099698	Chuy Contreras Gen. Contractor	1 604-27-4348	Chuy Contreras Gen. Contractor	1 7421 Quakertown Ave, Winnetka, CA 91306
99 151027	CIF Los angeles City Section	1	CIF Los angeles City Section	1 10660 White Oak Ave Suite 216 , Granada Hills, CA91344
99 151316	CIF Southern Section	1	CIF Southern Section	1 10932 Pine Street, Los Alamitos, CA90720
99 099699	CIMI Fox Landing	1	CIMI Fox Landing	1 27282 Calle Arroyo, San Juan Capistrano, CA92675
99 095772	Cintas Corporation # 426	1	Cintas Corporation # 426	1 PO BOX 29059, Phoenix, AZ 85038-9059
99 145021	Cintas Corporation # 427	1	Cintas Corporation # 427	1 P.O. Box 29059, Phoenix, AZ 85038-9059
99 099700	Cintas Corporation #426	1	Cintas Corporation #426	1 711 Hawaii Street, El Segundo, CA90245
99 134073	Cisco OpenDNS LLC	1	Cisco OpenDNS LLC	1 135 Bluxome Street, San Francisco, CA 94107
99 136484	City Center Parking Inc	1	City Center Parking Inc	1 220 W 21st Street, Los Angeles, CA90007
99 097643	City of Bell Community Center	1	City of Bell Community Center	1 6250 Pine Ave., Bell, CA 90201
99 106466	City of Huntington Park	1	City of Huntington Park	1 3401 E. Florence Ave., Huntington Park, CA 90255
99 099708	City of LA - Building & Safety	1	City of LA - Building & Safety	1 P.O. BOX 514260, Los Angeles, CA90051-4260
99 123755	City of LA - False Alarms	1	City of LA - False Alarms	1 PO Box 30879, Los Angeles, CA90030-0879
99 099710	City of LA - Fire Department	1	City of LA - Fire Department	1 PO BOX 514278, Los Angeles, CA90051-4278
99 200011	City of LA - Public Works Sani	1	City of LA - Public Works Sani	1 P.O. Box 30749, Los Angeles, CA90030-0749
99 200017	City of LA Dept of Planning	1	City of LA Dept of Planning	1 201 N Figueroa St, Los Angeles, CA90012
99 101291	City of La Mesa	1	City of La Mesa	1 4975 Memorial Drive Attn:Andrea Gonzalez , La Mesa, CA91942
99 097081	City of Los Angeles	1	City of Los Angeles	1 P.O. Box 51112 Office of Finance, Los Angeles, CA90084-5252
99 163399	City of San Diego	1	City of San Diego	1 PO Box 129030, San Diego, CA92112-9030
99 094765	City of Santa Ana	1	City of Santa Ana	1 20 Civic Center Plaza Ross Annex, Room 1301, Santa Ana, CA92702
99 094767	City of Santa Ana - Utility	1	City of Santa Ana - Utility	1 P.O. Box 1964, Santa Ana, CA92702
99 094768	City of Santa Ana Public Works	1	City of Santa Ana Public Works	1 P.O. BOX 1988, M93, Santa Ana, CA92702
99 094766	City of Santa Ana- Finance	1	City of Santa Ana- Finance	1 20 Civic Center Plaza M-87 PO Box 1988 , Santa Ana, CA92702
99 096154	CITY-WIDE Fire Protection, Inc	1	CITY-WIDE Fire Protection, Inc	1 14800 Rinaldi St., #14, Mission Hills, CA91345
99 174207	CitySpan	1	CitySpan	1 2054 University Avenue 5th FL, Berkeley, CA94704
99 161511	Clark Seif Clark, Inc	1 95-4516972	Clark Seif Clark, Inc	1 PO Box 4299, Chatsworth, CA91313
99 138144	ClassLink, Inc.	1 20-2840861	ClassLink, Inc.	1 45 East Madison Ave Suite# 7, Clifton, NJ 07011
99 157720	Clever Prototypes, LLC	1	Clever Prototypes, LLC	1 P.O. Box 391103, Cambridge, MA02139
99 098259	Clifford Photography, Inc.	1	Clifford Photography, Inc.	1 1520 Highland Avenue, Duarte, CA91010
99 161673	Climattec, BTG	1	Climattec, BTG	1 2223 N. Locust Ave, Rialto, CA92377
99 099715	CLLPS	1	CLLPS	1 PO BOX 191, Sacramento, CA95812
99 166937	Clover Landscape, Inc	1	Clover Landscape, Inc	1 114 Vienna Drive, Santa Ana, CA92703
99 118886	Coach Connection USA	1 47-1970923	Coach Connection USA	1 4518 Beech Road, Temple Hills, MD 20748
99 101298	Coach-San Diego	1	Coach-San Diego	1 3888 Beech St., San Diego, CA92105
99 169932	Coastal Speech Therapy Inc	1	Coastal Speech Therapy Inc	1 17029 Oculot Ct., San Diego, CA92127
99 109528	Codehs Inc	1	Codehs Inc	1 1328 Mission St Ste 8, San Francisco, CA94103
99 095309	College Board (AP Exams)	1	College Board (AP Exams)	1 P.O. Box 21535, New York, NY 10087-1535
99 116065	College Board (PSAT 8/9)	1	College Board (PSAT 8/9)	1 12192 Collection Center Dr., Chicago, IL 60693
99 100605	College Board AP Program	1	College Board AP Program	1 P.O. Box 21535, New York, NY 10087-1535
99 200010	College Entrance Exam Board	1	College Entrance Exam Board	1 P.O. Box 21535, New York, NY 10087-1535
99 095502	CollegeBoard (PSAT/NMSQT)	1	CollegeBoard (PSAT/NMSQT)	1 12192 Collection Center Drive, Chicago, IL 60693
99 099723	CollegeBoard AP	1	CollegeBoard AP	1 PO Box 6671, Princeton, NJ 08541-6671
99 097646	Comm on Teacher Credentialing	1	Comm on Teacher Credentialing	1 1900 Capitol Ave, Sacramento, CA95811
99 097647	Committee for Children	1	Committee for Children	1 2815 Second Ave. Suite 400, Seattle, WA98121-3207
99 149539	Community Partners for SLAM!	1	Community Partners for SLAM!	1 1000 Alameda Street Suite 240 , Los Angeles, CA90012
99 111320	ComntyCouncil-Music in Schools	1	ComntyCouncil-Music in Schools	1 PO Box 22471, San Diego, CA92192
99 143305	ConstitutionalRightsFoundation	1	ConstitutionalRightsFoundation	1 601 South Kingsley Drive, Los Angeles, CA90005
99 175403	Continental Signs Etc	1	Continental Signs Etc	1 14839 Calvert St, Van Nuys, CA91411
99 097091	CoolSIS Technologies Inc	1 47-2764169	CoolSIS Technologies Inc	1 811 Alpha Drive STE 331 , Richardson, TX 75081
99 128816	Copier Transport Inc	1	Copier Transport Inc	1 PO Box 4961, Downey, CA90241
99 099735	Copynet Office Solutions, Inc.	1	Copynet Office Solutions, Inc.	1 3915 Capitol Ave., Whittier, CA90601
99 136265	Corky's Pest Control	1	Corky's Pest Control	1 909 Rancheros Drive, San Marcos, CA92069
99 125065	Coro Southern California	1 95-4274561	Coro Southern California	1 1000 N. Alameda Suite 240 , Los Angeles, CA90012
99 099738	Costco	1	Costco	1 PO BOX 34783, Seattle, WA98124-1783
99 096173	County of LA Treasurer	1	County of LA Treasurer	1 225 North Hill St. Rm 122 PO Box 514818 , Los Angeles, CA90051
99 101310	County of San Diego	1	County of San Diego	1 P.O. Box 129261, San Diego, CA92112-9261
99 122369	Covarrubias, Sandra-Volunteer	1	Covarrubias, Sandra-Volunteer	1 17125 Victory Blvd. C/o MSA-2, Van Nuys, CA91406
99 100697	CPM Educational Program	1	CPM Educational Program	1 1233 Noonan Drive, Sacramento, CA95822
99 177235	CPR for Life LLC	1	CPR for Life LLC	1 642 Atherton St, San Marcos, CA92078
99 175741	CPR Training Professionals	1	CPR Training Professionals	1 1717 W Orangewood Avenue Ste E, Orange, CA92868
99 121806	CPRS	1	CPRS	1 7971 Freeport Blvd, Sacramento, CA95832-9701
99 100700	Crazy Inkjets, LLC	1	Crazy Inkjets, LLC	1 4867 1/2 Topanga Canyon Blvd, Woodland Hills, CA91364
99 152083	Creditable Express, LLC	1 47-2398883	Creditable Express, LLC	1 6444 E. Spring st Ste 629 , Long Beach, CA90815
99 094779	Crown Awards	1	Crown Awards	1 9 Skyline Drive, Hawthorne, NY 10532
99 099743	Crown Disposal Co., Inc.	1	Crown Disposal Co., Inc.	1 PO BOX 1081, Sun Valley, CA91352
99 097094	Crown Trophy	1	Crown Trophy	1 4694 Lincoln Ave, Cypress, CA90630
99 099745	Crystal Facility Solutions Inc	1	Crystal Facility Solutions Inc	1 10530 Rockley Rd Ste 120, Houston, TX 77099
99 166920	CS Educational Services, LLC	1 47-3617212	CS Educational Services, LLC	1 3651 S. Lindell Rd Suite D692 , Las Vegas, NV 89103
99 097660	CSU - Northridge	1	CSU - Northridge	1 18111 Nordhoff St. University Cash Services-8214 , Northridge, CA91330-8214
99 119366	CSU Channels Islands	1	CSU Channels Islands	1 1 Univeristy Drive Attn:Lori Macdonald , Camarillo, CA93012

99 143727	CSU Dominguez Hills CareerCntr	1	CSU Dominguez Hills CareerCntr	1 100 E. Victoria Street Welch Hall 360-D, Carson, CA 90747
99 097099	CSUN	1	CSUN	1 18111 Nordhoff St BH 413 Student Outreach and Recruitment, Northridge, CA 91330-8241
99 096164	CSUN - Cash Services 8214	1	CSUN - Cash Services 8214	1 18111 Nordhoff St University Cash Services-8214, Northridge, CA 91330
99 096165	CSUN - MFCC	1	CSUN - MFCC	1 CSUN - MFCC, Northridge, CA 91330-8265
99 173293	CSUN Valley Arts Perf Center	1	CSUN Valley Arts Perf Center	1 8111 Nordhoff St, Northridge, CA 91330
99 096166	CSUN/VPAC	1	CSUN/VPAC	1 18111 Nordhoff St. Attn: Anthony Cantrell, Northridge, CA 91330-8448
99 101257	CU Handyman	1	CU Handyman	1 5805 Friars Rd #2417, San Diego, CA 92110
99 095786	Culver City Masonic Assoc	1	Culver City Masonic Assoc	1 4259 Sawtelle Blvd., Los Angeles, CA 90066
99 099750	Curriculum Associates, Inc	1 26-3954988	Curriculum Associates, Inc	1 PO BOX 4119, Woburn, MA 01888-4119
99 126330	Custom Ink, LLC	1	Custom Ink, LLC	1 P.O. Box 759439, Baltimore, MD 21275-9439
99 169938	Custom Logoware & Outfitters	1	Custom Logoware & Outfitters	1 7213 Ogden Business Lane Ste 218, Wilmington, NC 28411
99 122085	Custom T-shirt Inc.	1	Custom T-shirt Inc.	1 2217 Pontius Ave. Unit A W., Los Angeles, CA 90064
99 099751	CustomInk	1 54-1983207	CustomInk	1 PO BOX 759439, Baltimore, MD 21275-9439
99 164185	CVButler Grafix	1	CVButler Grafix	1 713 S. Mayo Avenue, Compton, CA 90221
99 200032	D'Jeronimo Painting Inc	1	D'Jeronimo Painting Inc	1 18804 Nordhoff St, Northridge, CA 91324
99 099753	Daily News Los Angeles	1	Daily News Los Angeles	1 PO BOX 4115, Woodland Hills, CA 91365-4115
99 111616	Daniel Webster Middle School	1	Daniel Webster Middle School	1 11330 W. Graham Pl, Los Angeles, CA 90064
99 094784	Data Impressions	1	Data Impressions	1 17418 Studebaker Rd., Cerritos, CA 90703
99 102901	Data Memory Systems, Inc.	1	Data Memory Systems, Inc.	1 24 Keewaydin Dr Unit 5, Salem, NH 03079
99 140667	Data Works Ed Research Inc.	1	Data Works Ed Research Inc.	1 116 S. Seventh St., Fowler, CA 93625
99 153388	Dave Bang Assoc of California	1	Dave Bang Assoc of California	1 PO Box 1088, Tustin, CA 92781
99 159959	Dave Burgess Consulting, Inc	1	Dave Burgess Consulting, Inc	1 10894 Uvalde Ct, San Diego, CA 92124
99 000017	De Lage Landen Financial	1	De Lage Landen Financial	1 PO BOX 41602, Philadelphia, PA 19101-1602
99 168554	De Lage Landen Financial Svcs	1	De Lage Landen Financial Svcs	1 PO BOX 41602, Philadelphia, PA 19101-1602
99 123775	Decker Equipment	1	Decker Equipment	1 215 S. Sherman St PO Box 176, Vassar, MI 48768-8802
99 160830	Dell Marketing L.P.	1 74-2616805	Dell Marketing L.P.	1 PO Box 910916 c/o Dell USA LP, Pasadena, CA 91110-0916
99 099768	Delta Fire Equipment	1	Delta Fire Equipment	1 15500 Erwin St. Suite 106, Van Nuys, CA 91411
99 177096	Delta Managed Solutions, Inc.	1	Delta Managed Solutions, Inc.	1 1451 River Park Dr Suite 180, Sacramento, CA 95815
99 097669	Demco Inc	1	Demco Inc	1 PO Box 8048, Madison, WI 53708
99 097111	Department of Justice	1	Department of Justice	1 PO Box 944255, Sacramento, CA 94244-2550
99 094786	Dept of Toxic Substance Contrl	1	Dept of Toxic Substance Contrl	1 PO Box 806, Sacramento, CA 95812-0806
99 177101	Derya Hajmeirza	1	Derya Hajmeirza	1 250 E 1st Street, Suite 1500, Los Angeles, CA 90012
99 200040	Design 4 U	1	Design 4 U	1 8363 Reseda Blvd #18, Northridge, CA 91324
99 099774	DFS Flooring	1	DFS Flooring	1 15651 Saticoy St., Van Nuys, CA 91406
99 100719	Dialog Foundation	1	Dialog Foundation	1 555 W Redondo Beach, Suite 100, Gardena, CA 90248
99 174212	Diane Mercado	1	Diane Mercado	1 1173 W Glentana St, Covina, CA 91722
99 153075	Dick Blick Art Materials	1	Dick Blick Art Materials	1 PO Box 1267, Galesburg, IL 61402-1267
99 114905	Digital Learning Academy	1	Digital Learning Academy	1 1215 Lodi Place, Los Angeles, CA 90038
99 127439	Digital Scepter	1 71-1028196	Digital Scepter	1 18100 Von Karman Ave Ste 850, Irvine, CA 92612
99 140675	Digital Synergy Consulting Inc	1	Digital Synergy Consulting Inc	1 15021 Ventura Blvd #501, Sherman Oaks, CA 91403
99 143106	Direct Supply, LLC	1 80-0226639	Direct Supply, LLC	1 1141 N Loop 1604 E Suite 105-112, San Antonio, TX 78232
99 163785	Directed Educational Services	1 20-3986580	Directed Educational Services	1 PO Box 743425, Los Angeles, CA 90074-3425
99 160517	Discipline Associates, LLC	1 01-0920808	Discipline Associates, LLC	1 PO Box 20481 Attn: Brian Mendler, Rochester, NY 14602-0481
99 119599	Discovery Cube Los Angeles	1	Discovery Cube Los Angeles	1 2500 North Main Street, Santa Ana, CA 92705
99 114041	Discovery Cube Orange County	1	Discovery Cube Orange County	1 2500 North Main Street, Santa Ana, CA 92705
99 099785	Discovery Education	1	Discovery Education	1 P.O. BOX 791363, Baltimore, MD 21279
99 097116	Discovery Education Inc	1	Discovery Education Inc	1 PO Box 791363, Baltimore, MD 21279-1363
99 097674	Discovery Education, Inc.	1	Discovery Education, Inc.	1 1 Discovery Pl., Silver Spring, MD 20910-3354
99 098285	Discovery Science Center	1	Discovery Science Center	1 2500 North Main Street, Santa Ana, CA 92705
99 097676	Disney Educational Productions	1	Disney Educational Productions	1 105 Terry Drive, Suite 120, Newtown, PA 18940
99 099786	Disneyland Resort	1	Disneyland Resort	1 1313 Disneyland Dr, Anaheim, CA 92802
99 094792	Division of the StateArchitect	1	Division of the StateArchitect	1 1102 Qstreet, Suite 5100, Sacramento, CA 95814
99 099788	DM Graphics	1	DM Graphics	1 11168 Penrose St, Sun Valley, CA 91352
99 160525	Document Technologies, LLC	1 47-1544221	Document Technologies, LLC	1 P.O. Box 933435, Atlanta, GA 31193-3435
99 168560	Domain Listings	1	Domain Listings	1 PO BOX 19607, Las Vegas, NV 89132-0607
99 096179	Domino's Pizza	1	Domino's Pizza	1 15335 Morrison St. Unit 150, Sherman Oaks, CA 91403
99 200023	Don Johnston	1	Don Johnston	1 26799 West Commerce Drive, Volo, IL 60073
99 097122	Donald Schwartz	1	Donald Schwartz	1 3911 Rose St., Seal Beach, CA 90740
99 178001	Dotster	1	Dotster	1 10 Corporate Drive Suite 300, Burlington, MA 01803
99 145677	Dr. Gale K. Gorke-Kids Kan Inc	1 74-3223061	Dr. Gale K. Gorke-Kids Kan Inc	1 P.O. Box 1181, Calimesa, CA 92320
99 175397	Dunn Edwards Paint	1	Dunn Edwards Paint	1 6315 Sepulveda Blvd, Van Nuys, CA 91411
99 129232	DVR Productions	1	DVR Productions	1 PO Box 4323, Culver City, CA 90231
99 111318	Easton Sports Dev. Foundation	1	Easton Sports Dev. Foundation	1 15026 Oxnard Street, Van Nuys, CA 91411
99 096182	Easy Glass Co.	1	Easy Glass Co.	1 8912 Reseda Blvd., Northridge, CA 91324
99 094799	ECCharter/The Excellent Choice	1	ECCharter/The Excellent Choice	1 3717 S.La Brea Blvd.#172, Los Angeles, CA 90016
99 105463	Eco Home Safe, Inc.	1	Eco Home Safe, Inc.	1 8345 Reseda Blvd., #118, Northridge, CA 91324
99 101351	EcoSunTec, LLC	1	EcoSunTec, LLC	1 100 Old Cherokee Rd, Ste F-155, Lexington, SC 29072
99 097137	Ed Credential Evaluators	1	Ed Credential Evaluators	1 PO Box 514070, Milwaukee, WI 53203-3470
99 000007	EDCO Disposal Corporation	1	EDCO Disposal Corporation	1 PO Box 6887, Buena Park, CA 90622-6887
99 097132	Edge Foundation	1 35-2262709	Edge Foundation	1 2017 Fairview East Suite 1, Seattle, WA 98102
99 114886	Edhesive LLC	1 47-4237186	Edhesive LLC	1 33 W 17th St 7th Floor, New York, NY 10011

99 164184	Edlogical Group Corp.	1 45-3759199	Edlogical Group Corp.	1 P.O.Box 39000 Dept #34386 , San Francisco, CA 94139
99 200014	Edlogix LLC	1 81-0938951	Edlogix LLC	1 302 Hendry Circle, Rocklin, CA 95765
99 099819	Edmentum	1 41-1646390	Edmentum	1 PO Box 1450 NW 7504, Minneapolis, MN 55485-7504
99 097134	EdTec, Inc.	1	EdTec, Inc.	1 1410A62nd Street, Emeryville, CA 94608
99 097136	Education Growth Group, LLC	1	Education Growth Group, LLC	1 3750 Lankershim Blvd., Los Angeles, CA 90068
99 161519	Education Management Systems	1	Education Management Systems	1 2528 Independence Blvd., Wilmington, NC 28412
99 110955	Education Pioneers	1	Education Pioneers	1 386 Fore Street Suite 304 , Portland, ME 04101
99 098902	Education Testing Service	1	Education Testing Service	1 4897 Collection Center Dr., Chicago, IL 60693
99 122584	Education Week	1 53-0246895	Education Week	1 6935 Arlington Road, Bethesda, MD 20814
99 099824	Educational Data Systems, Inc.	1	Educational Data Systems, Inc.	1 15850 Concord Circle, Suite A, Morgan Hill, CA 95037
99 134294	Educational Equity For All	1 46-3138471	Educational Equity For All	1 5963 S Charlton Avenue, Los Angeles, CA 90056
99 097139	Educational Facilities Group	1	Educational Facilities Group	1 3700 Latrobe Street, Los Angeles, CA 90031
99 107224	Educational Networks	1	Educational Networks	1 901 Ponce De Leon Blvd, Suite 508, Coral Gables, FL 33134
99 099826	Educational Testing Service	1	Educational Testing Service	1 PO BOX 371986, Pittsburgh, PA 15251-7986
99 129997	EH Publishing	1	EH Publishing	1 111 Speen Street Attn: Traci Sullivan , Framingham, MA 01701
99 094806	El Dorado County Office of Ed.	1	El Dorado County Office of Ed.	1 6767 Green Valley Road, Placerville, CA 95667
99 100744	El Paseo Transportation	1	El Paseo Transportation	1 PO Box 3565, Huntington Park, CA 90255-6123
99 155545	Electro One	1 614-17-1346	Electro One	1 409 Venice Way, Inglewood, CA 90302
99 101367	Elite Event Mobile Music	1	Elite Event Mobile Music	1 10146 El Nopal Rd. Elite Event Mobile Music , Santee, CA 92071
99 100747	Elite Products and Design, LLC	1 46-2158198	Elite Products and Design, LLC	1 62988 Layton Ave. #103, Bend, OR 97701
99 101368	Elite Show Sevices Inc.	1	Elite Show Sevices Inc.	1 2878 Camino Del Rio South Ste 260, San Diego, CA 92108
99 148336	EM Financial Consulting Svcs	1 47-1484948	EM Financial Consulting Svcs	1 13 Moonridge Court, Azusa, CA 91702
99 120892	Embassy Suites - Los Angeles	1	Embassy Suites - Los Angeles	1 8425 Firestone Blvd, Downey, CA 90241
99 094808	EmbroidMe Cypress, Inc.	1	EmbroidMe Cypress, Inc.	1 10141 Valley View St., Cypress, CA 90630
99 105489	Employment Development Dpt-EDD	1	Employment Development Dpt-EDD	1 PO Box 989061, West Sacramento, CA 95798-9061
99 134162	EMS	1	EMS	1 5422 Commercial Drive, Huntington Beach, CA 92649
99 101373	Engraving Pros	1	Engraving Pros	1 5500 Grossmont Center Drive, La Mesa, CA 91942
99 098906	Enome, Inc.	1	Enome, Inc.	1 PO Box 1289, San Mateo, CA 94401
99 098908	Entourage Yearbook	1	Entourage Yearbook	1 39 Everett Drive, Princeton Junction, NJ 08550
99 094812	Entourage Yearbooks	1	Entourage Yearbooks	1 745 Alexander Road, Suite 4, Princeton, NJ 08540-6343
99 101376	Environmental Solutions	1	Environmental Solutions	1 1936 Vereda Ct., El Cajon, CA 92019
99 099843	Enviroworx	1	Enviroworx	1 P.O. BOX 372288, Reseda, CA 91337
99 173288	Epic Sports	1	Epic Sports	1 9750 E 53rd St N, Bel Aire, KS 67226
99 149499	Ereflect PTY LTD	1	Ereflect PTY LTD	1 3651 Lindell Rd Suite D 1104 , Las Vegas, NV 89103
99 200026	Ergolution Inc.	1	Ergolution Inc.	1 7753 Ostrom Ave, Van Nuys, CA 91406
99 173657	Eric Hall & Associates LLC	1 20-4641725	Eric Hall & Associates LLC	1 5245 Avenida Encinas Suite A , Carlsbad, CA 92008
99 101378	Erin Schindler	1 60-8162222	Erin Schindler	1 4529 Hawley Blvd., San Diego, CA 92116
99 134167	Erwin, Christopher	1	Erwin, Christopher	1 1806 E. Denwall Drive, Carson, CA 90746
99 099848	eScience Labs	1	eScience Labs	1 1500 W. Hampden Ave. Building 5 Unit H, Sheridan, CA 80110
99 095818	ETS	1	ETS	1 2731 Systron Drive ETS , Chicago, IL 60693
99 099850	ETS - CAHSEE Support Center	1	ETS - CAHSEE Support Center	1 2731 Systron Dr., Concord, CA 94518
99 099854	ExED	1	ExED	1 11858 LA Grange Ave 2nd Floor , Santa Monica, CA 90401
99 175739	Explore Learning	1	Explore Learning	1 110 Avon Street Suite 300, Charlottesville, VA 22902
99 121875	Explore Learning Inc	1	Explore Learning Inc	1 PO Box 844615, Boston, MA 02284-4615
99 143779	Express Graphics Inc.	1	Express Graphics Inc.	1 17226 S, Figueroa St, Gardena, CA 90248
99 000035	Express Graphics, Inc.	1	Express Graphics, Inc.	1 17226 S. Figueroa St., Gardena, CA 90248
99 099857	Express Media	1	Express Media	1 16900 Sherman Way #2, Van Nuys, CA 91406
99 097150	Express Media Group	1	Express Media Group	1 16900 Sherman Way #2, Van Nuys, CA 91406
99 126560	Express Modular Systems	1 91-2058374	Express Modular Systems	1 5422 Commercial Drive, Huntington Beach, CA 92649
99 106391	Express Modular Systems (EMS)	1 91-2058344	Express Modular Systems (EMS)	1 5422 Commercial Drive, Huntington Beach, CA 92649
99 098319	Eye Care Center	1	Eye Care Center	1 2575 Yorba Linda Blvd, Fullerton, CA 92831-1615
99 099862	EZ Pest Control	1	EZ Pest Control	1 8345 Reseda Blvd #118, Northridge, CA 91324
99 096201	EZ Pest Control, Inc	1	EZ Pest Control, Inc	1 8345 Reseda Blvd., #118, Northridge, CA 91324
99 162938	F.L.C., INC DBA Accurate	1	F.L.C., INC DBA Accurate	1 7840 Burnet Avenue, Van Nuys, CA 91405
99 177111	Families in School	1	Families in School	1 1545 Wilshire Blvd Suite 700, Los Angeles, CA 90017
99 097705	Families In Schools	1	Families In Schools	1 1545 Wilshire Blvd Ste 700, Los Angeles, CA 90017
99 099866	Farsight	1	Farsight	1 2675 W. Hwy. 89A #458, Sedona, AZ 86336
99 155549	FastSigns	1	FastSigns	1 333 South Spring St Ste F2 , Los Angeles, CA 90013
99 147716	Fdtn for Interscholastic Athcs	1 45-3514221	Fdtn for Interscholastic Athcs	1 PO Box 451373, Los Angeles, CA 90045
99 097152	FedEx	1	FedEx	1 DEPT LA PO Box 21415 , Pasadena, CA 91109
99 159275	Fidelity National TitleCompany	1	Fidelity National TitleCompany	1 1300 Dove Street Suite 310 , Newport Beach, CA 92660
99 100767	Firetech Services Co.	1	Firetech Services Co.	1 6520 Platt Ave PMB 175 , West Hills, CA 91307
99 097709	First Book National Office	1	First Book National Office	1 1319 F St. NW Suite 1000 Attn: FBNBB payments , Washington, DC 20004
99 100768	First Equity	1	First Equity	1 PO Box 23029 FIRST EQUITY CARD CORP , Columbus, GA 31902-3029
99 161190	First Lego League	1	First Lego League	1 200 Bedford Street Attn: Finance , Manchester, NH 03101-1103
99 096205	First Luth. Chr. of Northridge	1 95-1904069	First Luth. Chr. of Northridge	1 18355 Roscoe Blvd, Northridge, CA 91325
99 173890	First Lutheran Church	1	First Lutheran Church	1 3735 Hughes Avenue, Los Angeles, CA 90034
99 095822	First Lutheran Church (Rent)	1	First Lutheran Church (Rent)	1 3735 Hughes Ave, Los Angeles, CA 90034-5103
99 157684	First Note Finance Inc	1 46-1370205	First Note Finance Inc	1 831 Pomona Avenue, Coronado, CA 92118
99 143717	First Student	1	First Student	1 15500 South Avalon First Student , Chicago, IL 60673-1221
99 099879	First Student Inc	1	First Student Inc	1 22157 Network Place, Chicago, IL 60673

99 100769	Five Star Fence	1	Five Star Fence	1 13477 Louvre Street, Pacoima, CA 91331
99 171038	FIYA	1	FIYA	1 PO Box 451373, Los Angeles, CA 90045
99 099884	Flinn Scientific Inc.	1	Flinn Scientific Inc.	1 P.O. BOX 219, Batavia, IL 60510
99 150143	Flocabulary, Inc	1 81-2662130	Flocabulary, Inc	1 55 Washington St Suite 606 , Brooklyn, NY 11201
99 099888	Follett Educational Services	1	Follett Educational Services	1 P.O. Box 98581, Chicago, IL 60693-8581
99 100771	Follett Educational Services	1	Follett Educational Services	1 PO Box 98581, Chicago, IL 60693-8581
99 174510	Foote, Kelly	1 591-40-4054	Foote, Kelly	1 630 W Palm Ave #1, Orange, CA 92868
99 096209	Foster Electric, Inc	1	Foster Electric, Inc	1 P.O. Box 280415, Northridge, CA 91328
99 100773	Foster Electric, Inc.	1	Foster Electric, Inc.	1 PO Box 280415, Northridge, CA 91328-0415
99 170650	Fotorama	1	Fotorama	1 416 West Alondra blvd, Gardena, CA 90248
99 099892	Four Winds, Inc	1 95-3639789	Four Winds, Inc	1 5134 West 106th Street, Inglewood, CA 90304
99 099893	Franchise Tax Board	1	Franchise Tax Board	1 PO BOX 942857, Sacramento, CA 94257-0701
99 152094	Franco Architects, Inc.	1 46-5029573	Franco Architects, Inc.	1 12345 Ventura Blvd, Ste H , Studio City, CA 91604
99 095825	Fred Martin Enterprises	1	Fred Martin Enterprises	1 3221 Carter Ave. Suite 103 Fred Martin Enterprises, Marina Del Rey, CA 90292
99 134421	Fred Monitello Gen. Contractor	1	Fred Monitello Gen. Contractor	1 16904 Lorne St, Van Nuys, CA 91406
99 099894	Fredric H. Jones & Associates	1	Fredric H. Jones & Associates	1 103 Quarry Lane, Santa Cruz, CA 95060
99 101400	Fresh Ideas	1	Fresh Ideas	1 345 E. Tulare Ave Suite G, Visalia, CA 93277
99 125466	Friends of LACES	1	Friends of LACES	1 140 Mainsail Ct Friends of LACES, Port Hueneme, CA 93041
99 000010	Frontier	1	Frontier	1 PO Box 740407, Cincinnati, OH 45274-0407
99 117286	FuelEducation (K12 Management)	1	FuelEducation (K12 Management)	1 PO Box 824186 K12 Management , Philadelphia, PA 19182-4186
99 175740	Fun Time Party Rentals	1	Fun Time Party Rentals	1 2762 E 218th Place, Long Beach, CA 90810
99 098332	Fundertainment	1	Fundertainment	1 700 N. Brand Blvd., Suite 580, Glendale, CA 91203
99 099901	G & F Lighting Supply Co.	1	G & F Lighting Supply Co.	1 7137 Remmet Ave, Canoga Park, CA 91303
99 170569	GC Mapping Services Inc.	1	GC Mapping Services Inc.	1 3055 W. Valley Blvd, Alhambra, CA 91803
99 099908	GE Capital	1	GE Capital	1 300 E. John Carpenter Fwy GE Capital , Pittsburgh, PA 15219-4661
99 138849	George H. Maintenance	1 617-64-8813	George H. Maintenance	1 3001 Raymond Ave, Los Angeles, CA 90007
99 149775	Geotechnologies, Inc	1 95-2681010	Geotechnologies, Inc	1 439 Western Ave, Glendale, CA 91201
99 174205	Get Certified CPR	1	Get Certified CPR	1 372 Monterey Rd, South Pasadena, CA 91030
99 097167	Getty Images, Inc.	1	Getty Images, Inc.	1 PO Box 84434, Seattle, WA 98124-5734
99 097168	Gevalia	1	Gevalia	1 PO Box 6264 Holmparken Square , Dover, DE 19905
99 099912	Girl Scouts Greater LosAngeles	1	Girl Scouts Greater LosAngeles	1 801 S. Grand Ave. Suite 300, Los Angeles, CA 90017
99 200035	GKK Works	1	GKK Works	1 2355 Main Street, Irvine, CA 92614
99 098343	Global Equipment Company, Inc.	1	Global Equipment Company, Inc.	1 29833 Network Place, Chicago, IL 60673-1298
99 123405	Global Transportation Services	1	Global Transportation Services	1 PO Box 1049, Denver, CO 80201-1049
99 175410	Glynlyon Inc	1	Glynlyon Inc	1 300 N McKemy Avenue, Chandler, AZ 85226
99 177117	Glynlyon Inc.	1 88-0409322	Glynlyon Inc.	1 300 N. McKemy Avenue, Chandler, AZ 85226
99 099918	Go West Adventures	1	Go West Adventures	1 PO Box 882319, Los Angeles, CA 90009
99 099840	Goalbook	1 45-2540420	Goalbook	1 P.O. Box 1289, San Mateo, CA 94401
99 141461	GoEnnounce, LLC	1	GoEnnounce, LLC	1 704 Goodlette Road N., Naples, FL 34102
99 157747	Goguardian	1	Goguardian	1 DEPT LA 24607 , Pasadena, CA 91185-4607
99 155360	Gold Coast K9	1	Gold Coast K9	1 10960 Wilshire Blvd 5th Floor c/o NKSFB , Los Angeles, CA 90024
99 000027	Golden State Elevator, Inc.	1	Golden State Elevator, Inc.	1 16146 Runnymede St, Van Nuys, CA 91406
99 097174	Golden Trophy and Awards	1	Golden Trophy and Awards	1 7812 Westminster Bld., Westminster, CA 92683
99 168553	Gonzalez, Ray (G-Signs)	1	Gonzalez, Ray (G-Signs)	1 209 W. Wilken Way, Anaheim, CA 92802
99 118121	Goodwill of Orange County	1	Goodwill of Orange County	1 410 N Fairview, Santa Ana, CA 92703
99 099922	Gopher Sports	1	Gopher Sports	1 PO BOX 1450 NW 5634, Minneapolis, MN 55485
99 138063	Gordon & Rees LLP	1 94-1617026	Gordon & Rees LLP	1 1111 Broadway Suite 1700 , Oakland, CA 94607
99 155894	GovBuddy.com	1	GovBuddy.com	1 1034 Emerald Bay Road #435 GovBuddy , South Lake Tahoe, CA 96150
99 097179	Government Strategies, Inc.	1	Government Strategies, Inc.	1 1215 K Street, Suite 2250, Sacramento, CA 95814
99 100784	Graduation Source	1	Graduation Source	1 200 William Street, Suite 306, Port Chester, NY 10573
99 097728	Grammy Museum	1	Grammy Museum	1 800 W Olympic Blvd, Los Angeles, CA 90015
99 094829	Granite System Inc.	1	Granite System Inc.	1 11564 Trask Ave., Garden Grove, CA 92843
99 162787	Grant, Reginald	1	Grant, Reginald	1 11330 W. Graham Place B-9 C/O MSA-4 , Los Angeles, CA 90064
99 128876	Graphics and Printing	1	Graphics and Printing	1 1537 1/2 Hauser Blvd, Los Angeles, CA 90019
99 100786	Graphics Express	1	Graphics Express	1 16900 Sherman Way #2, Van Nuys, CA 91403
99 119239	Great America Financial Svcs	1	Great America Financial Svcs	1 PO Box 609, Cedar Rapids, IA 52406-0609
99 101422	Great America Leasing Corp.	1	Great America Leasing Corp.	1 PO Box 660831, Dallas, TX 75266-0831
99 099924	Great American Opportunities	1	Great American Opportunities	1 PO BOX 440241, Nashville, TN 37244-0241
99 101424	Green Button Inc	1	Green Button Inc	1 3162 State Route 118, Dallas, PA 18612
99 097183	Green Technology	1	Green Technology	1 236 West Mountain St #105, Pasadena, CA 91103
99 172988	Greene, Jonathan	1 609-56-5321	Greene, Jonathan	1 4240 3rd Ave, Los Angeles, CA 90008
99 099927	Greenfield Learning Inc.	1 94-3242426	Greenfield Learning Inc.	1 PO BOX 3024, Half Moon Bay, CA 94019
99 113995	Greenfield Middle School	1	Greenfield Middle School	1 1495 Greenfield Dr., El Cajon, CA 92021
99 160764	Ground Penetrating Radar Sys.	1 31-1803412	Ground Penetrating Radar Sys.	1 PO Box 932, Toledo, OH 43697
99 100790	GroupCast, LLC	1	GroupCast, LLC	1 9735 Landmark Parkway #100, St. Louis, MO 63127
99 101430	GTSI Corp	1	GTSI Corp	1 2553 Dulles View Dr Suite 100 , Herndon, VA 20171
99 150462	Guardian Quest Inc	1	Guardian Quest Inc	1 10580 N. McCarran Blvd Suite #115-387 , Reno, NV 89503
99 099933	Guided Discoveries, Inc	1	Guided Discoveries, Inc	1 27282 Calle Arroyo, San Juan Capistrano, CA 92675
99 105571	Guitar Center	1	Guitar Center	1 11155 183rd St, Cerritos, CA 90703-5415
99 101431	Guitar Center Retail Services	1	Guitar Center Retail Services	1 PO Box 60107, City of Industry, CA 91716-0107
99 169940	H2O Backflow Service	1	H2O Backflow Service	1 120 W. Carriage Drive Unite E, Santa Ana, CA 92707

99 175732	Halstrom Academy	1	Halstrom Academy	1 9915 Mira Mesa Blvd., Suite210, San Diego, CA 92131
99 099935	Hammond & Stephens	1	Hammond & Stephens	1 MB Unit 68-9882, Milwaukee, WI 53268-9882
99 097736	Happen	1	Happen	1 1343 Oak Hill Place, South Pasadena, CA 91030
99 101435	Harmonium	1	Harmonium	1 10717 Camino Ruiz, Ste. #104, San Diego, CA 92126
99 200024	Hartman Consulting	1	Hartman Consulting	1 PO Box 10, Spivey, KS 67142
99 136267	Haynes Building Service LLC	1	Haynes Building Service LLC	1 PO Box 29426, Phoenix, AZ 85062-9426
99 161539	Heating Cooling & Beyond Inc.	1	Heating Cooling & Beyond Inc.	1 140 Parkview Dr., Oak Park, CA 91377
99 101440	Heatland Masonic Hall Assoc.	1	Heatland Masonic Hall Assoc.	1 695 Ballantyne St., El Cajon, CA 92021
99 098942	Hemet Unified School District	1	Hemet Unified School District	1 1791 W Acacia Ave, Hemet, CA 92545
99 094833	Heritage Schools, Inc.	1	Heritage Schools, Inc.	1 5600 North Heritage Schools Dr, Provo, UT 84604
99 094834	Hertz Furniture	1	Hertz Furniture	1 170 Williams Drive Suite 201, Ramsey, NJ 07446
99 099946	Hertz Furniture Systems	1	Hertz Furniture Systems	1 PO BOX 803, 95 McKee Drive, Mahwah, NJ 07430
99 099947	Hess and Associates, Inc.	1	Hess and Associates, Inc.	1 17853 Santiago Blvd., #107-506, Villa Park, CA 92861
99 097192	Hewlett-Packard Financial Svcs	1	Hewlett-Packard Financial Svcs	1 PO Box 402582, Atlanta, GA 30384-2582
99 114859	Highpoint Learning Inc.	1	Highpoint Learning Inc.	1 7633 East Rose Garden Lane, Scottsdale, AZ 85255
99 096219	Hightech Signs & Banners	1	Hightech Signs & Banners	1 9013 DeSoto Ave., Canoga Park, CA 91304
99 097194	Hill, Morgan and Associates	1 05-0552980	Hill, Morgan and Associates	1 19602 Fariman Drive, Carson, CA 90746
99 100488	Hilton Universal City	1	Hilton Universal City	1 555 Universal Hollywood Dr, Universal City, CA 91608
99 099949	Hilton Woodland Hills	1	Hilton Woodland Hills	1 6360 Canoga Ave., Woodland Hills, CA 91367
99 175731	Holiday Inn LaMirada	1	Holiday Inn LaMirada	1 14299 Firestone Blvd, LaMirada, CA 90638
99 099953	Holocaust Museum	1	Holocaust Museum	1 100 South The Grove Dr, Los Angeles, CA 90036
99 200042	Holt Analytical Testing	1	Holt Analytical Testing	1 2322 Huntington Lane Ste 2, Redondo Beach, CA 90278
99 099955	Home Depot	1	Home Depot	1 PO BOX 6029 Home Depot , The Lakes, NV 88901-6029
99 000036	Home Depot Credit Services	1	Home Depot Credit Services	1 PO Box 6029, The Lakes, NV 88901-6029
99 099960	Houghton Mifflin Harcourt	1 04-1456030	Houghton Mifflin Harcourt	1 14046 Collections Center Dr, Chicago, IL 60693
99 116665	House Of Trophies And Awards	1	House Of Trophies And Awards	1 1820 E. 1st Street, Los Angeles, CA 90033
99 113263	i9 Sports	1 46-2373359	i9 Sports	1 1439 W. Chapman #187 , Orange, CA 92867
99 000026	ICS Service Company	1	ICS Service Company	1 PO Box 5255, Riverside, CA 92517
99 096225	IDCSERVCO Business Services	1 95-4149722	IDCSERVCO Business Services	1 P.O. Box 1925 Attn: Accounts Receivable , Culver City, CA 90232-1925
99 122773	Ikea	1	NULL	0 , ,
99 145655	Illuminate Education, Inc.	1	Illuminate Education, Inc.	1 6531 Irvine Center Dr Ste 100 , Irvine, CA 92618
99 000018	Image IV Systems	1	Image IV Systems	1 512 South Varney St., Burbank, CA 91502
99 097754	Image IV Systems (MS01)	1	Image IV Systems (MS01)	1 512 South Varney St., Burbank, CA 91502
99 107688	Image IV Systems (SR00)	1	Image IV Systems (SR00)	1 512 South Varney Street, Burbank, CA 91502
99 099969	Image Printing Solutions	1	Image Printing Solutions	1 60 Bunsen, Irvine, CA 92618
99 168551	ImageWorx Inc.	1	ImageWorx Inc.	1 11100 Sepulveda Blvd #303 , Mission Hills, CA 91345
99 118674	Imagine Etiquette & Image Cns.	1	Imagine Etiquette & Image Cns.	1 5356 1/2 Fairview Boulevard, Los Angeles, CA 90056-2308
99 097211	Immigration Lawyers of America	1 27-0795767	Immigration Lawyers of America	1 PO Box 1263, Corona, CA 92878
99 159836	Impero Solutions, Inc	1	Impero Solutions, Inc	1 302 Washington St #150-3872 , Simi Valley, CA 93065
99 161087	In the News	1	In the News	1 517 Sunstate St, Tampa, FL 33634
99 134160	In the News, Inc	1	In the News, Inc	1 8517 Sunstate St, Tampa, FL 33634
99 175390	In-N-Out Burger Foundation	1 33-0654550	In-N-Out Burger Foundation	1 4199 Campus Drive #900, Irvine, CA 92612
99 122412	Ingallina's Box Lunch	1	Ingallina's Box Lunch	1 1398 Monterey Pass Road, Monterey Park, CA 91754
99 118412	Inland Inspections & Consulting	1	Inland Inspections & Consulting	1 7338 Sycamore Canyon Blvd Suite 4 , Riverside, CA 92508
99 103002	Innovations Academy	1	Innovations Academy	1 10380 Spring Canyon Road, San Diego, CA 92131
99 116327	Insight Education Group	1 27-0038418	Insight Education Group	1 16130 Ventura Blvd Suite 300 , Encino, CA 91436
99 101468	Insight Public Sector, Inc.	1	Insight Public Sector, Inc.	1 PO Box 731072, Dallas, TX 75373-1072
99 094847	Integrity Furniture	1	Integrity Furniture	1 P.O. Box 6523, Longview, TX 75608
99 096227	Intercom System	1	Intercom System	1 7246 Eton Ave., Canoga Park, CA 91303
99 157726	Invision Optometry	1	Invision Optometry	1 3945 1st Avenue, San Diego, CA 92103
99 097216	IPM Lithographics Inc.	1	IPM Lithographics Inc.	1 9040 Carroll Way, Suite 4, San Diego, CA 92121-2416
99 101473	IPM Lithographics, Inc.	1	IPM Lithographics, Inc.	1 9040 Carroll Way, Suite 9, San Diego, CA 92121-2416
99 127204	Iron Mountain	1	Iron Mountain	1 PO Box 601002, Pasadena, CA 91189-1002
99 127204	Iron Mountain	1	Iron Mountain	2 1000 Campus Drive, Collegeville, PA 19426
99 177098	Iron Mountain	0	Iron Mountain	1 1000 Campus Drive, Collegeville, PA 19426
99 101474	IRS	1	IRS	1 0, Ogden, UT 84201-0039
99 098632	Irvine Ranch Education Center	1	Irvine Ranch Education Center	1 2 Irvine Park Road, Orange, CA 92869
99 156928	iT1 Source LLC	1 83-0371817	iT1 Source LLC	1 PO Box 413006, Salt Lake City, UT 84141-3006
99 175401	Jeje Chicken	1	Jeje Chicken	1 16970 San Fernando Mission Blvd. Suite C-1, Granada Hills, CA 91344
99 JEREMY	Jeremy S Woodburn Atty At Law	1	Jeremy S Woodburn Atty At Law	1 3779 Lakeshore Avenue, Oakland, CA 94610
99 097225	Jet Delivery	1	Jet Delivery	1 2169 Wright Ave, La Verne, CA 91750
99 107247	Jet.com	1	NULL	0 , ,
99 120872	JFK Transportation	1	JFK Transportation	1 980 W 17th St Ste B , Santa Ana, CA 92706
99 126064	Joe's Auto Park	1	Joe's Auto Park	1 250 E 1st St Suite 1500 c/o MERF , Los Angeles, CA 90012
99 100001	Joint Power Authority	1	Joint Power Authority	1 P.O. BOX 969, Weimer, CA 96736
99 096234	Jolly Bouncers	1	Jolly Bouncers	1 930 Chambers Lane, Simi Valley, CA 93065
99 095412	Jones School Supply	1 57-0739248	Jones School Supply	1 P.O. BOX 2989, Irmo, SC 29063
99 175394	Jose Melendez	1	Jose Melendez	1 6949 Shoup Avenue, West Hills, CA 91307
99 200027	Joseph Oten	1	Joseph Oten	1 4831 E. Copa De Oro, Anaheim, CA 92807
99 126997	Josh Dreaan	1	Josh Dreaan	1 1200 Adams St Suite 409 , Boston, MA 02124
99 127631	josten's	1	josten's	1 21336 Network Place, Chicago, IL 60673-1213

99 126986	Jostens	1	Jostens	1 21336 Network Place, Chicago, IL 60673-1213
99 150146	Jostens, INC.	1 41-0343440	Jostens, INC.	1 PO Box 220880, Newhall, CA 91322
99 122332	Jumpers King	1	Jumpers King	1 11017 Lockport Pl, Santa Fe Springs, CA 90670
99 163788	Junior Achievement-San Diego	1 95-1727087	Junior Achievement-San Diego	1 4756 Mission Gorge Place, San Diego, CA 92120
99 095415	JW Transportation, LLC	1	JW Transportation, LLC	1 2201 S. Santa Fe Ave, Compton, CA 90021
99 141056	K & S Systems	1	K & S Systems	1 1663 N. Odonnell Way, Orange, CA 92867
99 098967	K 12, Inc	1	K 12, Inc	1 PO Box 824186, Philadelphia, PA 19182-4186
99 164197	K9 Services LLC	1 81-2182830	K9 Services LLC	1 PO Box 5009, Ventura, CA 93005
99 097233	Kaiser Permanente (Group Dues)	1	Kaiser Permanente (Group Dues)	1 FILE NUMBER 54803 , Los Angeles, CA 90074-4803
99 177104	Kajima Development Corp	1	Kajima Development Corp	1 C/O Advance Investments Group Inc 250 E 1st Street Suite1500, Los Angeles, CA 90012
99 177104	Kajima Development Corp	1	Kajima Development Corp	2 250 E 1st St Suite 800, Los Angeles, CA 90012
99 177104	Kajima Development Corp	1	Kajima Development Corp	3 250 E 1st St Suite 800, Los Angeles, CA 90012
99 136480	KB Contract Interiors	1	KB Contract Interiors	1 8371 Canoga Ave., Canoga Park, CA 91304
99 097239	KDC Technologies	1	KDC Technologies	1 27201 Tourney Road, Suite 201, Valencia, CA 91355
99 095417	Ken Edwards Center	1	NULL	0 ,,
99 095418	Kendall Hunt	1	Kendall Hunt	1 4050 Westmark Drive PO Box 1840 , Dubuque, IA 52004
99 095859	Key Curriculum Press	1	Key Curriculum Press	1 1150 65th St., Emeryville, CA 94608
99 097241	Key Shop	1	Key Shop	1 6381 Westminster Bld., Westminster, CA 92683
99 101496	KidEnergy.com	1	KidEnergy.com	1 16507 Tiger Mtn. Rd SE, Issaquah, WA 98027
99 097776	Kids in Sports	1	Kids in Sports	1 P.O Box 7790, Los Angeles, CA 90007
99 096238	Kidspace Children's Museum	1	Kidspace Children's Museum	1 480 N Arroyo Blvd., Pasadena, CA 91103
99 101499	King Chavez Public School	1	King Chavez Public School	1 137 25th St., San Diego, CA 92102
99 200019	Kipust Engineering	1	Kipust Engineering	1 12931 Killon St, Sherman Oaks, CA 91401
99 138055	Kirkland, E David	1 368-80-1732	Kirkland, E David	1 2 Washington Square Village Apt 2-I, New York, NY 10012
99 097777	KIS Computer	1	KIS Computer	1 16533 Old Valley Blvd, La Puente, CA 91744
99 097242	Kismet Investment	1	Kismet Investment	1 7400 Center Ave. Suite 102, Huntington Beach, CA 92647
99 153646	KJLH Radio	1	KJLH Radio	1 161 N. La Brea Avenue KJLH Radio, Inglewood, CA 90301-1707
99 101500	KME Systems	1	KME Systems	1 20914 Bake Parkway Suite 108 , Lake Forest, CA 92630
99 098386	Knott's Berry Farm	1	Knott's Berry Farm	1 8039 Beach Blvd Attn: Ticket Sales Accounting , Buena Park, CA 90620
99 097778	Knott's Berry Farm Youth Sales	1	Knott's Berry Farm Youth Sales	1 8039 Beach Blvd., Buena Park, CA 90620
99 127293	Knotts Berry Farm	1	Knotts Berry Farm	1 8039 Beach Boulevard, Buena Park, CA 90620
99 094854	Knotts Berry Farms	1	Knotts Berry Farms	1 8039 Beach Blvd, Buena Park, CA 90620
99 159274	KOA Corporation	1	KOA Corporation	1 1100 Corporate Center Drive Suite 201 , Monterey Park, CA 91754-7668
99 097779	Kohn-Megibow Company	1	Kohn-Megibow Company	1 1341 N. Kraemer Blvd., Anaheim, CA 92806
99 000019	Konica Minolta	1	Konica Minolta	1 PO BOX 100706, Pasadena, CA 91189-0706
99 138068	KQ Management Inc.	1 46-3136063	KQ Management Inc.	1 579 North Gower Street, Los Angeles, CA 90004
99 145662	Kress Design 2	1	Kress Design 2	1 112 Saraway, Port Matilda, PA 16870
99 098389	Kress Design2	1	Kress Design2	1 112 Saraway, Port Matilda, PA 16870
99 100834	L.A.U.S.D-Personnel Commission	1	L.A.U.S.D-Personnel Commission	1 333 South Beaudry Ave 16th Floor Attn: Winnie Klave, Los Angeles, CA 90017
99 094858	L.Y. Environmental, Inc.	1 76-0782916	L.Y. Environmental, Inc.	1 1050 Nevada St., Suite 403, Redlands, CA 92374
99 170990	LA Charter Schools	1	LA Charter Schools	1 13001 Sandy Lane, Downey, CA 90242
99 152091	La Class Transportation	1	La Class Transportation	1 6980 Mission Gorge Suite A, San Diego, CA 92120
99 095440	LA County Dept of Parks & Rec	1	LA County Dept of Parks & Rec	1 10700 W. Escondido Canyon Rd Vasquez Rocks Natural Area , Agua Dulce, CA 91390
99 173908	LA County of Education (STEM)	1	LA County of Education (STEM)	1 9300 Imperial Highway Clark Building, Downey, CA 90242-2890
99 097784	LA County Office of Edu.	1	LA County Office of Edu.	1 9300 E Imperial Hwy ECW3106 Mindy Keller, Div. Secretary, Downey, CA 90242
99 161513	LA County Office of Education	1	LA County Office of Education	1 9300 Imperial Hwy, ECW 3148 Multilingual Academic Support, Downey, CA 90242
99 161513	LA County Office of Education	1	LA County Office of Education	2 9300 Imperial Hwy ECW-3096, Downey, CA 90242
99 151562	LA County Public Health	1	LA County Public Health	1 5050 Commerce Dr., Room 117 Environmental Health , Baldwin Park, CA 91706
99 121076	LA County Science Fair	1	LA County Science Fair	1 9300 Imperial Highway Dean Gilbert, Science Consultant, Downey, CA 90241
99 100074	LA County Science Olympiad	1	LA County Science Olympiad	1 9300 Imperial Highway LACOE CIS Room 242 , Downey, CA 90242
99 097085	LA County Tax Collector	1	LA County Tax Collector	1 225 North Hill St, Los Angeles, CA 90012
99 158546	LA County-Environmental Health	1	LA County-Environmental Health	1 5050 Commerce Dr., Room 117 Environmental Health , Baldwin Park, CA 91706
99 000013	LA Department of Water & Power	1	LA Department of Water & Power	1 PO Box 30808, Los Angeles, CA 90030-0808
99 105594	LA Dept of Water & Power-LADWP	1	LA Dept of Water & Power-LADWP	1 PO Box 30808, Los Angeles, CA 90030-0808
99 200009	LA Ice Venture/Toyota Sports	1	LA Ice Venture/Toyota Sports	1 555 N. Nash St Attn: Amber Rife, El Segundo, CA 90245
99 095426	LA Times	1	NULL	0 ,,
99 097252	LA Times Media Group	1	LA Times Media Group	1 PO Box 79151, Phoenix, AZ 85062-9151
99 097253	LA Unified School District	1	LA Unified School District	1 333 S. Beaudry Ave 22nd Floor Maintenance & Operations , Los Angeles, CA 90017
99 175402	LA Wall Company	1	LA Wall Company	1 22400 Collins St, Woodland Hills, CA 91367
99 099709	LA-Public Works Sanitation	1	LA-Public Works Sanitation	1 PO BOX 30749, Los Angeles, CA 90030-0749
99 118938	LACOE	1	LACOE	1 9300 Imperial Highway Attn: CHSS Unit , Downey, CA 90242
99 150149	LACOE - Physical Education	1	LACOE - Physical Education	1 9300 Imperial Hwy ECW 3077 , Downey, CA 90242
99 114550	LACOE (15769)	1	LACOE (15769)	1 9300 Imperial Highway, Downey, CA 90242
99 118267	LACOE (Contract #15769)	1	LACOE (Contract #15769)	1 9300 Imperial Highway, Downey, CA 90242
99 159843	LACOE (Contract# 6789)	1	LACOE (Contract# 6789)	1 9300 Imperial Highway, Downey, CA 90242-2890
99 152982	LACOE (ECW 3197)	1	LACOE (ECW 3197)	1 9300 Imperial Hwy ECW 3197 , Downey, CA 90242
99 101034	LACOE (Stem Unit, ECW 3146)	1	LACOE (Stem Unit, ECW 3146)	1 9300 Imperial Hwy STEM Unit, ECW 3146 , Downey, CA 90242
99 100839	LACOE (STRS/PERS)	1	LACOE (STRS/PERS)	1 9300 Imperial Hwy. Attn: Santha Rajiv , Downey, CA 90242
99 100037	LACOE / STRS-PERS	1	LACOE / STRS-PERS	1 9300 Imperial Highway, Downey, CA 90242
99 100838	LACOE, Division of Students	1	LACOE, Division of Students	1 9300 Imperial Highway Attn: Maria Escobar , Downey, CA 90242-2890
99 097786	LACOE, ECW3106	1	LACOE, ECW3106	1 9300 Imperial Hwy Mindy Keller, Div. Secretary , Downey, CA 90242

99 097787	LACOE, PD	1	LACOE, PD	1 9300 Imperial Highway, Downey, CA 90242
99 097788	LACOE, School Financial Svcs	1	LACOE, School Financial Svcs	1 9300 Imperial Hwy Attn: Santha Rajiv , Downey, CA 90242
99 100039	LACOE-Beginning TeacherProgram	1	LACOE-Beginning TeacherProgram	1 9300 Imperial Highway Accounts Receivable Unit , Downey, CA 90242
99 097790	LACOE/MAS Unit	1	LACOE/MAS Unit	1 9300 Imperial Highway Multilingual Academic ECW 244 , Downey, CA 90242
99 116661	Ladco Global Leasing Solutions	1	Ladco Global Leasing Solutions	1 P.O. Box 9599, Knoxville, TN 37940-9599
99 098400	Lakeshore Learning	1	Lakeshore Learning	1 2695 E. Dominguez St., Carson, CA 90895
99 200029	LakeShore Learning Materials	1	LakeShore Learning Materials	1 Online Vendor, ,
99 094861	Language Door Irvine	1	Language Door Irvine	1 18103 Sky Park Circle, Ste D2, Irvine, CA 92614
99 100841	LanSchool Technologies, LLC	1	LanSchool Technologies, LLC	1 770 W. 210 St, Orem, UT 84058
99 097258	Larson Communications	1 27-1181488	Larson Communications	1 1725 Pierce Street, Ste 1, San Francisco, CA 94115
99 100845	LAUSD	1	LAUSD	1 333 South Beaudry Ave 20th Floor Charters Division , Los Angeles, CA 90017
99 144829	LAUSD (Technology Service)	1	LAUSD (Technology Service)	1 333 S Beaudry Ave. Prop 39 Charters Division , Los Angeles, CA 90017
99 095445	LAUSD (10005150)	1	LAUSD (10005150)	1 333 S. Beaudry Ave, 20th Floor Charter School Division , Los Angeles, CA 90017
99 100046	LAUSD - Personnel Commission	1	LAUSD - Personnel Commission	1 333 South Beaudry Ave. 16th Floor Attn: Winne Klave , Los Angeles, CA 90017
99 168835	LAUSD Board of Education	1	LAUSD Board of Education	1 8525 Rex Road, Pico Rivera, CA 90660
99 098985	LAUSD Cafeteria	1	LAUSD Cafeteria	1 333 South Beaudry, 28th Floor Food Service Division , Los Angeles, CA 90017
99 129993	LAUSD Food Services	1	LAUSD Food Services	1 333 S. Beaudry Ave 28th Floor Food Services Division, Los Angeles, CA 90017
99 155522	LAUSD Leasing-SpaceUtilization	1	LAUSD Leasing-SpaceUtilization	1 333 S. Beaudry Ave 23rd Floor , Los Angeles, CA 90017
99 121811	LAUSD Maintenance & Operations	1	LAUSD Maintenance & Operations	1 333 S. Beaudry Ave. 22nd Floor, 22-155 , Los Angeles, CA 90017
99 098986	LAUSD Truck Operations	1	LAUSD Truck Operations	1 8525 Rex Road, Pico Rivera, CA 90660
99 100846	LAUSD, Food Service Division	1	LAUSD, Food Service Division	1 334 South Beaudry Ave 28th Floor , Los Angeles, CA 90017
99 097795	LAUSD, Food Services Division	1	LAUSD, Food Services Division	1 333 S. Beaudry Ave 28th Floor , Los Angeles, CA 90017
99 100847	LAUSD, Leasing and Space	1	LAUSD, Leasing and Space	1 333 S. Beaudry Ave, 23rd Floor Leasing and Space Utilization, Los Angeles, CA 90017
99 121102	LAUSD, Maintenance & Operations	1	LAUSD, Maintenance & Operations	1 333 S. Beaudry Ave. 22nd Floor, 22-155 , Los Angeles, CA 90017
99 153389	LAUSD-Charter School Division	1	LAUSD-Charter School Division	1 333 S Beaudry Ave 20th Floor , Los Angeles, CA 90017
99 100047	LAUSD-Charter Schools Division	1	LAUSD-Charter Schools Division	1 333 S Beaudry Ave 20th Floor , Los Angeles, CA 90017
99 143719	LAUSD-Facilities Svcs Division	1	LAUSD-Facilities Svcs Division	1 333 S. Beaudry Ave, 23rd Floor Leasing and Space Utilization, Los Angeles, CA 90017
99 147714	LAUSD-Gifted Talented Programs	1	LAUSD-Gifted Talented Programs	1 333 S. Beaudry Ave 25th Floor , Los Angeles, CA 90017
99 159994	LAUSD-Lease & SpaceUtilization	1	LAUSD-Lease & SpaceUtilization	1 333 S. Beaudry Ave, 1st Floor Leasing and Space Utilization , Los Angeles, CA 90017
99 128798	LAUSD-Maintenance & Operations	1	LAUSD-Maintenance & Operations	1 333 S. Beaudry Ave. 22nd Floor, 22-155 LAUSD, Los Angeles, CA 90017
99 120890	LAUSD-School Mental Health Svcs	1	LAUSD-School Mental Health Svcs	1 333 South Beaudry Ave. 29th Floor , Los Angeles, CA 90017
99 143778	LAUSD/ITD Finance & Admin	1	LAUSD/ITD Finance & Admin	1 333 South Beaudry 10th Floor , Los Angeles, CA 90017
99 101514	Law Office of Meagan Nunez	1 27-2314062	Law Office of Meagan Nunez	1 8880 Rio San Diego Dr, St. 800, San Diego, CA 92108
99 097260	Law Office of Nadadur S. Kumar	1 95-4527031	Law Office of Nadadur S. Kumar	1 11620 Wilshire Blvd #250 Attn: EBGC Dept. , Los Angeles, CA 90025
99 200001	Law Offices Middleton, Young	1	Law Offices Middleton, Young	1 701 University Ave., Suite 150, Sacramento, CA 95825
99 158464	Law Offices of Borton Petrini	1 95-2024819	Law Offices of Borton Petrini	1 P.O. Box 2026, Bakersfield, CA 93303
99 175744	Law Offices of Young Minney	1	Law Offices of Young Minney	1 655 University Avenue Suite 150, Sacramento, CA 95825
99 139926	Law Offices-Ching & Associates	1	Law Offices-Ching & Associates	1 155 N. Riverview Dr Suite 121 , Anaheim, CA 92808
99 119348	LawOffice of Suzanne N Snowden	1 27-0501965	LawOffice of Suzanne N Snowden	1 1295 West Sunset Boulevard, Los Angeles, CA 90026
99 175396	Learn By Doing	1	Learn By Doing	1 Po Box 3465, Chicago, IL 60654
99 200044	Learning City for Schools	1	Learning City for Schools	1 6300 N.E. 1st Avenue Suite 203, Fort Lauderdale, FL 33334
99 139436	Learning.com	1	Learning.com	1 1620 SW Taylor Street #100, Portland, OR 97205
99 137978	Learningtech.org	1 91-2033223	Learningtech.org	1 751 Laurel Street #411, San Carlos, CA 94070
99 100055	LEGO Education	1	LEGO Education	1 PO Box 1707, Pittsburg, KS 66762
99 096257	Lenovo	1	Lenovo	1 370 Seventh Ave. Suite 815, New York, NY 10001
99 095874	Leo's Vision Graphics, Inc	1	Leo's Vision Graphics, Inc	1 16530 South Figueroa St., Gardena, CA 90248
99 114896	Liberators, Inc.	1 37-1527623	Liberators, Inc.	1 11608 Spinning Avenue, Hawthorne, CA 90250
99 166007	Life House Church	1	Life House Church	1 18355 Roscoe Blvd, Northridge, CA 91325
99 138162	Life Touch Natl School Studios	1	Life Touch Natl School Studios	1 20406 Earl street, Torrance, CA 90503
99 114695	LifeSize Inc	1	LifeSize Inc	1 1601 S. Mopac Expwy Suite 100, Austin, TX 78746
99 095875	Lifetouch	1	Lifetouch	1 PO Box 46993, Eden Prairie, MN 55344-9728
99 100061	Lifetouch NSS (Yearbooks)	1	Lifetouch NSS (Yearbooks)	1 PO Box 46993 Accts Receivable , Eden Prairie, MN 55344-9728
99 101521	Lifetouch Publishing	1	Lifetouch Publishing	1 9682 Via Excelencia Ste. 103, San Diego, CA 92126
99 100852	Lifetouch Publishing Inc	1	Lifetouch Publishing Inc	1 PO Box 46993, Eden Prairie, MN 55344-9728
99 156144	Lightspeed Technologies, Inc	1	Lightspeed Technologies, Inc	1 11509 SW Herman Rd, Tualatin, OR 97062
99 157712	Liliedahl Video Productions	1	Liliedahl Video Productions	1 331 SE Mizner Blvd, Boca Raton, FL 33432
99 162726	Liminox, Inc dba Goguardian	1	Liminox, Inc dba Goguardian	1 Dept LA 24607 , Pasadena, CA 91185-4607
99 100854	LMP Dave Ramsey-The LampoGroup	1 62-1593846	LMP Dave Ramsey-The LampoGroup	1 1749 Mallory Lane, Brentwood, TN 37027
99 175398	Local Trash Hauling	1	Local Trash Hauling	1 Online.CoM, Woodland Hills, CA 90012
99 101525	Logical Choice Technologies	1	Logical Choice Technologies	1 1045 Progress Cir, Lawrenceville, GA 30043-4646
99 114903	Long Beach Conv & Entertainment	1	Long Beach Conv & Entertainment	1 300 E. Ocean Blvd. Attn: Sales Department , Long Beach, CA 90802
99 174840	Long Beach USD	1	Long Beach USD	1 1515 Hughes Way Acct Room 235 Attn: Mina Chavez, Long Beach, CA 90810
99 110901	Los Angeles Clippers	1	Los Angeles Clippers	1 1111 S. Figueroa St Suite 1100 , Los Angeles, CA 90015
99 144643	Los Angeles Conservancy	1	Los Angeles Conservancy	1 523 West 6th Street, #826 Attn: Annie , Los Angeles, CA 90014
99 095355	Los Angeles Daily News	1	Los Angeles Daily News	1 PO Box 54880, Los Angeles, CA 90054-0880
99 177112	Los Angeles NewsPaper Group	1	Los Angeles NewsPaper Group	1 21860 Burbank Blvd #200, Woodland Hills, CA 91367
99 116071	Los Angeles USD	1	Los Angeles USD	1 333 S. Beaudry Ave. Fir 22-155 Maintenance & Ops , Los Angeles, CA 90017
99 175386	Los Angeles Zoo	1	Los Angeles Zoo	1 5333 Zoo Dr, Los Angeles, CA 90027
99 175730	Lozano Smith LLP	1 80-0874383	Lozano Smith LLP	1 7404 North Spalding Avenue, Fresno, CA 93720-3370
99 100078	LP Express	1 74-3130645	LP Express	1 465 Giano Ave, La Puente, CA 91744
99 124949	Lucky Moving Inc	1	Lucky Moving Inc	1 17031 Green Dr., City of Industry, CA 91745

99 158034	Lucky Moving Inc.	1	Lucky Moving Inc.	1 17031 Green Dr, City Of Industry, CA 91745
99 153961	Lutheran Retreats, Camps & Conf	1	Lutheran Retreats, Camps & Conf	1 11900 Frontier Road El Camino Pines, Frazier Park, CA 93225
99 100080	Luxor Properties, Inc.	1 95-4136402	Luxor Properties, Inc.	1 4751 Wilshire Blvd. #203, Los Angeles, CA 90010
99 100082	M&J Transport	1	M&J Transport	1 PO BOX 1335, Inglewood, CA 90308
99 095449	MAA American Math Competitions	1 16-0743079	MAA American Math Competitions	1 P.O. Box 81606 Competitions, Annapolis Junction, MD 20701
99 100086	Magdonal's Lock & Key	1 26-0109051	Magdonal's Lock & Key	1 16848 Sherman Way, Van Nuys, CA 91406
99 000034	Margarita Mendoza	1	Margarita Mendoza	1 2643 Carleton Avenue, Los Angeles, CA 90065
99 200038	Master Drywall	1	Master Drywall	1 1409 S Shelton St, Santa Ana, CA 92707
99 175404	Mathmatical Association	1	Mathmatical Association	1 PO Box 91112, Washington, DC 20090-1112
99 200013	McGrath RentCorp & Sub	1	McGrath RentCorp & Sub	1 PO Box 45043, San Francisco, CA 94145-5043
99 097284	McGraw-Hill School Education	1 80-0899290	McGraw-Hill School Education	1 Lockbox 71545, Chicago, IL 60694-1545
99 100885	Medieval Times Dinner	1	Medieval Times Dinner	1 7662 Beach Blvd, Buena Park, CA 90620
99 097289	MetLife	1	MetLife	1 PO Box 804466, Kansas City, MO 64180-4466
99 094877	MetLife Small Business Center	1	MetLife Small Business Center	1 PO Box 804466, Kansas City, MO 64180-4466
99 095461	MetLife-Group Benefits	1	MetLife-Group Benefits	1 PO Box 804466, Kansas City, MO 64180
99 175733	Morgan & Associates	1	Morgan & Associates	1 2601 N.W. Expressway, Suite 205 East, Oklahoma City, OK 73112
99 200020	MPS	1	MPS	1 PO Box 960668, Atlanta, CA 31193-0668
99 105218	Musick, Peeler & Garrett LLP	1 95-1777575	Musick, Peeler & Garrett LLP	1 1 Wilshire Blvd. Ste 2000, Los Angeles, CA 90017-3383
99 141125	Myers and Sons Hi-Way Safety	1	Myers and Sons Hi-Way Safety	1 13310 5th St, Chino, CA 91710
99 142932	myON, LLC	1	myON, LLC	1 5050 Lincoln Drive Suite 200, Chicago, IL 60677-5236
99 134015	Mystery Science Inc	1 45-4175691	Mystery Science Inc	1 340 S. Lemon Ave, Suite 5236 NArea 12238, Walnut, CA 91789
99 151161	N2Y Store	1	N2Y Store	1 PO BOX 550, Huron, OH 44839
99 100906	Nasco	1	Nasco	1 PO Box 101, Salida, CA 95368
99 138059	Nasco Modesto	1 06-1665854	Nasco Modesto	1 P.O. Box 101, Salida, CA 95368-0101
99 200028	National Construction Rentals	1	National Construction Rentals	1 15319 Chatsworth Street, Mission Hills, CA 91346
99 100174	Naviance, Inc	1 20-4027223	Naviance, Inc	1 3033 Wilson Boulevard Ste 500, Arlington, VA 22201
99 177107	Next Day Flyer	1	Next Day Flyer	1 8000 Haskell Avenue, Van Nuys, CA 91406
99 175400	Next Day Flyers	1	Next Day Flyers	1 8000 Haskell Avenue, Van Nuys, CA 91406
99 177129	Next Gen Math LLC	1	Next Gen Math LLC	1 11278 Los Alamitos Blvd, Los Alamitos, CA 90720
99 097330	NWEA	1 93-0686108	NWEA	1 121 NW Everett St. Accounts Receivable Team, Portland, OR 97209
99 095481	NY Bagel Deli	1	NULL	0 , ,
99 100195	OC Dept of Education	1	OC Dept of Education	1 200 Kalmus Dr B-1026 Educational Technology, Costa Mesa, CA 92626
99 094898	OCDE	1	OCDE	1 PO Box 9050, Costa Mesa, CA 92626-9050
99 100196	OCDE/AP in the OC	1	OCDE/AP in the OC	1 200 Kalmus Dr Attn:Melissa Alvarado, Costa Mesa, CA 92626
99 095918	Odyssey Five Productions	1	Odyssey Five Productions	1 PO Box 1761, Lomita, CA 90717-5761
99 158542	Office 1	1	Office 1	1 3930 W Ali Baba Ln, Las Vegas, NV 89118
99 159987	Office1	1	Office1	1 3930 W Ali Baba Ln, Las Vegas, NV 89118
99 097336	Office Depot	1	Office Depot	1 PO Box 29248, Phoenix, AZ 85038-9248
99 098481	OfficeXpress, Inc	1	OfficeXpress, Inc	1 7701 Alabama Avenue GS-02F-0054N, Canoga Park, CA 91304
99 097854	OfficeXpress, Inc.(OxPros)	1	OfficeXpress, Inc.(OxPros)	1 7701 Alabama Ave GS-02F-0054N, Canoga Park, CA 91304-4904
99 163635	Officia Imaging Inc	1	Officia Imaging Inc	1 10201 Centurion Parkway North Suite 100, Jacksonville, FL 32256
99 100927	Old Fashion Candy Company	1	Old Fashion Candy Company	1 PO Box 3367, Evansville, IN 47732
99 175737	OmegaTurf	1	OmegaTurf	1 13608 Highway 8 Business, Lakeside, CA 92040
99 177105	One Hour Translation	1	One Hour Translation	1 5042 Wilshire Blvd, Los Angeles, CA 90036
99 200002	Ovsep Karchikyan	1	Ovsep Karchikyan	1 1910 N Maple Street, Burbank, CA 91505
99 177109	Panda Express Online	1	Panda Express Online	1 Online.Com, Los Angeles, CA 90012
99 122599	Panorama Education, Inc.	1	Panorama Education, Inc.	1 109 Kingston St 5th Floor, Boston, MA 02111
99 175409	Parent Education Bridge	1	Parent Education Bridge	1 Po Box 5171, Whittier, CA 90607
99 097870	Paul Chamberlain International	1	Paul Chamberlain International	1 14320 Ventura Blvd, Suite 116, Sherman Oaks, CA 91423
99 097349	Payaso Party Supply	1	Payaso Party Supply	1 10861 Venice Blvd, Los Angeles, CA 90034
99 095493	PCI	1	PCI	1 14320 Ventura Blvd, Ste 116, Sherman Oaks, CA 91423
99 122419	PCM-G	1 33-0964088	PCM-G	1 File 55327, Los Angeles, CA 90074-5327
99 153071	Pearson Education Inc.	1 41-0850527	Pearson Education Inc.	1 PO Box 409496, Atlanta, GA 30384-9496
99 177131	PECS	1	PECS	1 350 Churchmans Road Ste B, New Castle, DE 19720
99 144140	Pitney Bowes (Acct# 9833)	1 20-1344287	Pitney Bowes (Acct# 9833)	1 PO Box 371887, Pittsburgh, PA 15250-7887
99 097356	Pitney Bowes (Purchase Power)	1 84-1386389	Pitney Bowes (Purchase Power)	1 PO Box 371874, Pittsburgh, PA 15250-7874
99 149497	Pitney Bowes Inc (0016859833)	1	Pitney Bowes Inc (0016859833)	1 PO Box 371887, Pittsburgh, PA 15250-7887
99 163693	Pitney Bowes Inc (0016866847)	1	Pitney Bowes Inc (0016866847)	1 PO Box 371896, Pittsburgh, PA 15250-7896
99 145017	Pitney Bowes Inc (5509)	1	Pitney Bowes Inc (5509)	1 PO Box 371896, Pittsburgh, PA 15250-7896
99 152589	Pitney Bowes Inc (Acct# 7392)	1	Pitney Bowes Inc (Acct# 7392)	1 PO Box 371896, Pittsburgh, PA 15250-7896
99 172245	Pitney Bowes Inc (Acct# 9574)	1 06-0495050	Pitney Bowes Inc (Acct# 9574)	1 PO Box 371896, Pittsburgh, PA 15250-7896
99 118653	Pitney Bowes(6473)	1	Pitney Bowes(6473)	1 PO Box 371874, Pittsburgh, PA 15250-7874
99 118657	Pitney Bowes(7276)	1	Pitney Bowes(7276)	1 PO Box 371874, Pittsburgh, PA 15250-7874
99 118656	Pitney Bowes(9691)	1	Pitney Bowes(9691)	1 PO Box 371874, Pittsburgh, PA 15250-7874
99 000021	PitneyBowes Financial Services	1 20-1344287	PitneyBowes Financial Services	1 PO Box 371887, Pittsburgh, PA 15250-7887
99 177115	Pizza Hut	1	Pizza Hut	1 718 Lo Angeles St. Ste 4, Lo Angeles, CA 90014
99 164586	Precision Repairs	1 637-07-6977	Precision Repairs	1 7752 Chimmineas Ave, Reseda, CA 91335
99 166154	Preferred Meals	1	Preferred Meals	1 PO BOX 74008679, Palatine, IL 60074-8679
99 164198	Preferred Meals Systems Inc.	1 36-2664596	Preferred Meals Systems Inc.	1 PO Box 74008679, Chicago, IL 60674-8679
99 200022	Primesource	1	Primesource	1 655 Deep Valley Drive Suite 335, Rolling Hills Estates, CA 90274
99 174211	Priyanka Maini	1	Priyanka Maini	1 3937 Trolley Court, Brea, CA 92823

99 097366	Promotion and Beyond, Inc	1 26-1679962	Promotion and Beyond, Inc	1 7221 Garden Grove Blvd Ste H , Huntington Beach, CA 92649
99 161031	Proskauer Rose LLP	1 13-1840454	Proskauer Rose LLP	1 11 Times Square Attn: Accounts Receivable, New York, NY 10036
99 173887	PSAT	1	PSAT	1 12192 Collection Center Drive, Chicago, IL 60693
99 100258	PSAT / NMSQT	1	PSAT / NMSQT	1 12192 Collection Center Drive, Chicago, IL 60693
99 143541	PSAT 8/9	1	PSAT 8/9	1 12192 Collection Center Drive, Chicago, IL 60693
99 100966	PSAT/NMSQT	1	PSAT/NMSQT	1 12192 Collection Center Dr, Chicago, IL 60693
99 094925	PSAT/NMSQT(College Board)	1	PSAT/NMSQT(College Board)	1 12192 Collection Center Dr, Chicago, IL 60693
99 000022	Purchase Power	1	Purchase Power	1 PO Box 371874, Pittsburgh, PA 15250-7874
99 156765	Put-in-Cups	1	Put-in-Cups	1 P.O. Box 181148, Corpus Christi, TX 78480
99 097372	Quill Corporation	1	Quill Corporation	1 PO Box 37600, Philadelphia, PA 19101-0660
99 200031	Rabuild Construction Services	1	Rabuild Construction Services	1 417 B West Foothill Blvd #157, Glendora, CA 91741
99 177097	Ready Fresh by Nestle	1	Ready Fresh by Nestle	1 P.O. box 856158, Louisville, KY 40285-6158
99 177232	Ready Refresh	1	Ready Refresh	1 ONLINE.COM, Los Angeles, CA 90012
99 175407	Ready Refresh by Nestle	1	Ready Refresh by Nestle	1 #215 6661 Dixie Highway, Suite 4, Louisville, KY 40258
99 000006	Recology Los Angeles	1	Recology Los Angeles	1 PO Box 1081, Sun Valley, CA 91353
99 200043	Regency Fire & Security	1	Regency Fire & Security	1 7651 Densmore Avenue, Van Nuys, CA 91406
99 177108	Relevare Consulting	1	Relevare Consulting	1 2131 W 187th Street, Torrance, CA 90504
99 200041	Renaissance	1 39-1559474	Renaissance	1 PO Box 8036, Wisconsin Rapids, WI 54495
99 000016	RICOH USA, Inc	1 23-0334400	RICOH USA, Inc	1 PO BOX 31001-0850, Pasadena, CA 91110-0850
99 174206	Riders Express T&C	1	Riders Express T&C	1 PO Box 923248, Sylmar, CA 91392
99 175743	Ripple Effects Inc	1 91-1782023	Ripple Effects Inc	1 1601 Harborbay Parkway Ste 105, Alameda, CA 94502
99 100983	RoboEvents	1	RoboEvents	1 POBox 8276 Accounting 214 , Greenville, TX 75404
99 101293	San Diego City Treasurer	1	San Diego City Treasurer	1 5155 Greenbrier Ave, San Diego, CA 92120
99 101703	San Diego County Office of Ed	1	San Diego County Office of Ed	1 6401 Linda Vista Road, San Diego, CA 92111
99 097915	San Diego Cty Super.of Schools	1	San Diego Cty Super.of Schools	1 6401 Linda Vista Road Attn: Kymm Wolfe-Casey Bldg, San Diego, CA 92111
99 101707	San Diego Economic Dev Foun	1	San Diego Economic Dev Foun	1 5500 Campanile Dr, San Diego, CA 92182
99 101710	San Diego Fun Rentals, Inc.	1	San Diego Fun Rentals, Inc.	1 248 Millar Ave, El Cajon, CA 92020
99 101697	San Diego Gas & Electric	1	San Diego Gas & Electric	1 PO Box 25111, Santa Ana, CA 92799-5111
99 165424	San Diego Performing Arts Ctr	1	San Diego Performing Arts Ctr	1 4579 Mission Gorge Place, San Diego, CA 92120
99 114001	San Diego Police Foundation	1	San Diego Police Foundation	1 444 West Beech St Ste. 250 , San Diego, CA 92101
99 097402	San Diego USD	1	San Diego USD	1 4100 Normal St, Room #3125 Eugene Brucker Ed Center, San Diego, CA 92103-2682
99 153002	San Diego Zoo Safari Park	1	San Diego Zoo Safari Park	1 PO Box 120551, San Diego, CA 92112
99 094951	San Joaquin County	1	San Joaquin County	1 P.O. Box 213030 Office of Education , Stockton, CA 95213-9030
99 097404	San Joaquin County Officeof Ed	1	San Joaquin County Officeof Ed	1 PO Box 213030, Stockton, CA 95213
99 162662	Santa Ana USD	1	Santa Ana USD	1 720 N. Fairview Logistics Department , Santa Ana, CA 92703
99 142222	Santa Clara County Office ofEd	1	Santa Clara County Office ofEd	1 1290 Ridder Park Dr. MC 242 , San Jose, CA 95131
99 174213	Sara Rafter	1	Sara Rafter	1 307 East Hermosa Drive, Fullerton, CA 92835
99 173916	Saving Innocence, Inc	1	Saving Innocence, Inc	1 PO Box 93037, Los Angeles, CA 90093
99 100333	SBC	1	SBC	1 1 Payment Center, VAN NUYS, CA 91388-0001
99 149370	SCC Tax Collector	1	SCC Tax Collector	1 70 West Hedding Street East Wing, 6th Floor , San Jose, CA 95110-1767
99 154001	Scenario Learning	1 26-1565516	Scenario Learning	1 4890 W. Kennedy Blvd Suite 300 , Tampa, FL 33609
99 100334	Schock Logistics Inc.	1	Schock Logistics Inc.	1 PO BOX 1710, Bend, OR 97709
99 097917	Scholastic	1	Scholastic	1 PO Box 3725, Jefferson City, MO 65102-3725
99 099092	Scholastic Book Clubs	1	Scholastic Book Clubs	1 PO Box 7504, Jefferson City, MO 65102-7504
99 100335	Scholastic Book Fairs	1	Scholastic Book Fairs	1 PO BOX 3745, Jefferson City, MO 65102
99 164202	Scholastic Inc	1 13-1824190	Scholastic Inc	1 P.O. Box 3725, Jefferson City, MO 65102-3725
99 101724	School Annual Publishing	1	School Annual Publishing	1 21851 Network Place, Chicago, IL 60673-1218
99 097413	School Finance Authority	1	School Finance Authority	1 915 Capitol Mall, Ste 101, Sacramento, CA 95814
99 177130	School Fix	1	School Fix	1 ONLINE.COM, Los Angeles, CA 90012
99 158477	School Food and Wellness Group	1	School Food and Wellness Group	1 804 Main Street, Ste C-322 , Baton Rouge, LA 70802
99 101725	School Health Corp	1	School Health Corp	1 6764 Eagle Way, Chicago, IL 60678
99 097920	School Leader Network, Inc	1	School Leader Network, Inc	1 PO Box 565, Forestdale, MA 02644
99 095534	School Leaders Network	1	School Leaders Network	1 PO Box 565, Forestdale, MA 02644
99 094959	School Mate	1	School Mate	1 P.O. Box 2110, Kearney, NE 68848
99 177234	School Mint Inc	1	School Mint Inc	1 584 Market Street Suite 500, San Francisco, CA 94104
99 100338	School Outfitters	1	School Outfitters	1 3736 Regent Ave, Cincinnati, OH 45212
99 175735	School Outlet	1	School Outlet.Com	1 Po Box 4470, Stateline, NV 89449
99 096337	School Photography Fotorama	1 95-4814517	School Photography Fotorama	1 416 W. Alondra Blvd., Gardena, CA 90248
99 095393	School Reach	1	School Reach	1 9735 Landmark Prkw #100, St. Louis, MO 63127
99 177100	School Services of CA Inc.	1	School Services of CA Inc.	1 P.O. Box 15546, Sacramento, CA 95852-1546
99 164569	School Services of California	1 94-2447992	School Services of California	1 P.O. Box 15546, Sacramento, CA 95852-1546
99 100339	School Site Solutions	1	School Site Solutions	1 2015 H Street, Sacramento, CA 95811
99 094960	School Site Solutions Inc.	1	School Site Solutions Inc.	1 2015 H Street, Sacramento, CA 95811
99 101729	School Site Solutions, Inc	1	School Site Solutions, Inc	1 2015 H Street, Sacramento, CA 95811
99 097414	School Site Solutions, Inc.	1	School Site Solutions, Inc.	1 2015 H Street, Sacramento, CA 95811
99 118710	School Specialty Inc.	1	School Specialty Inc.	1 32656 Collection Center Dr, Chicago, IL 60693-0326
99 098563	School Specialty, Inc.	1	School Specialty, Inc.	1 32656 Collection Center DR, Chicago, IL 60693-0326
99 100340	School Tech Supply	1	School Tech Supply	1 766 Hampshire Road, Unit B, Westlake Village, CA 91361
99 100342	School's In	1	School's In	1 PO Box 62026, Cincinnati, OH 45262
99 139116	Schoolbinder Inc (TeachBoost)	1	Schoolbinder Inc (TeachBoost)	1 25 Broadway Floor 9, New York, NY 10004
99 140072	SchoolMate	1 47-0564855	SchoolMate	1 PO Box 2110, Kearney, NE 68848

99 151582	SchoolMessenger	1	SchoolMessenger	1 PO Box 561484, Denver, CO 80256-1484
99 099930	SchoolReach	1	SchoolReach	1 9735 Landmark Parkway #100, St. Louis, MO 63127
99 114898	Schools in Action	1	Schools in Action	1 1241 S. Soto St Suite 212 , Los Angeles, CA 90023
99 175734	SD Charter SPed Consortium	1	SD Charter SPed Consortium	1 4215 Spring Street Suite 215, La Mesa, CA 91941
99 100358	Sheraton Universal Hotel	1	Sheraton Universal Hotel	1 333 Universal Hollywood Dr Attn: Taylor Altice, Universal City, CA 91608
99 200012	Sherman Oaks Mini Storage	1	Sherman Oaks Mini Storage	1 15500 Erwin Street, Van Nuys, CA 91411
99 173286	Simple Pleasure Flowers	1	Simple Pleasure Flowers	1 3834 S Dunsmuir Ave, Los Angeles, CA 90008
99 100368	Six Flags Magic Mountain	1	Six Flags Magic Mountain	1 26101 Magic Mountain Pkwy ATTN: Group Sales, Santa Clarita, CA 91380
99 000012	SoCal Gas	1	SoCal Gas	1 P.O. Box C1, Monterey Park, CA 91756
99 177103	Socal Office Technologies	1	Socal Office Technologies	1 File 50897, Los Angeles, CA 90074
99 177113	Southwest Airlines	1	Southwest Airlines	1 2702 Love Filed Drive, Dallas, TX 75235
99 100381	Speak Out Against Bullying	1 46-3509816	Speak Out Against Bullying	1 P.O. Box 452124 Monica Harmon, Los Angeles, CA 90045
99 147782	Specialized Therapy Services	1 26-2216332	Specialized Therapy Services	1 4204A Adams Avenue, San Diego, CA 92116
99 177114	Spirit Airlines	1	Spirit Airlines	1 500 World Way, Los Angeles, CA 90045
99 120852	Spivak, Michael (1099-1)	1 565-69-6035	Spivak, Michael (1099-1)	1 4751 Wilshire Blvd Suite 203, Los Angeles, CA 90010
99 000002	Sprint Spectrum, LP	1 48-1165245	Sprint Spectrum, LP	1 P.O. Box 4181, Carol Stream, IL 60197-4181
99 000025	Staples	1 04-3390816	Staples	1 PO Box 83689 Dept LA, Chicago, IL 60696-3689
99 097437	Staples	0 04-3390816	Staples	1 PO Box 83689 Dept LA, Chicago, IL 60696-3689
99 200016	STS Education	1	STS Education	1 130-A W Cochran St, Simi Valley, CA 93065
99 000030	SubReady, Inc	1	SubReady, Inc	1 4067 Hardwick St, #108, Lakewood, CA 90712
99 101774	SubReady, Inc.	1	SubReady, Inc.	1 4067 Hardwick St. #108, Lakewood, CA 90712
99 143745	Sumdog Inc	1 35-2503565	Sumdog Inc	1 902 Broadway 6th Floor, New York, NY 10010
99 100412	Supreme School Supply	1	Supreme School Supply	1 PO Box 220, Arcadia, WI 54612
99 111293	Sureway Transportation	1	Sureway Transportation	1 PO Box 861571, Los Angeles, CA 90086-1571
99 097447	Surowitz Immigration, P.C.	1 46-0997644	Surowitz Immigration, P.C.	1 400 Evelyn Ave. Ste. 215, Albany, CA 94706
99 134173	Tacos Colima	1 95-1729009	Tacos Colima	1 7560 Woodman Pl. 123, Van Nuys, CA 91405
99 175414	Tanaka Farms LLC	1	Tanaka Farms LLC	1 5380 3/4 University Drive, Irvine, CA 92612
99 100418	Tarzana Community	1	Tarzana Community	1 19130 Ventura Blvd., Tarzana, CA 91356
99 098620	TCI	1 26-3647766	TCI	1 PO Box 1327, Rancho Cordova, CA 95751
99 099136	Teach for America	1 13-3541913	Teach for America	1 606 South Olive St, Suite 300, Los Angeles, CA 90014
99 160803	TeachBoost	1	TeachBoost	1 25 Broadway Floor 9, New York, NY 10004
99 099137	Teacher's Discovery	1	Teacher's Discovery	1 2741 Paldan Dr, Auburn Hills, MI 48326
99 097451	Teachers on Reserve	1 20-0153060	Teachers on Reserve	1 604 Sonora Ave, Glendale, CA 91201
99 127465	Teachers Pay Teachers	1	NULL	0 , ,
99 100419	Teachers' Curriculum Institute	1	Teachers' Curriculum Institute	1 P.O. Box 1327, Rancho Cordova, CA 95741
99 139106	Teachers-Teachers.com	1	Teachers-Teachers.com	1 120 S. Central Ave Suite 1000, Saint Louis, MO 63105
99 125558	Teachingjobs.com	1	NULL	0 , ,
99 101044	Team Outfitters	1	Team Outfitters	1 3710 E. 52nd St., Maywood, CA 90270
99 000011	TelePacific Communications	1	TelePacific Communications	1 P.O. Box 509013, San Diego, CA 92150-9013
99 200037	Tellum Advertising Agency	1	Tellum Advertising Agency	1 10153 1/2 Riverside Suite 385, Toluca Lake, CA 91602
99 122780	Telum Advertising	1	Telum Advertising	1 10153 1/2 Riverside Drive Suite 385, Toluca Lake, CA 91602
99 122347	Telum Advertising Agency	1	Telum Advertising Agency	1 10153 1/2 Riverside Drive Suite 385, Toluca Lake, CA 91602
99 164937	TEQlease, Inc	1	TEQlease, Inc	1 23801 Calabasas Rd Suite 101, Calabasas, CA 91302
99 118671	The Bank of New York Mellon	1 95-3571558	The Bank of New York Mellon	1 P. O. Box 392013, Pittsburgh, PA 15251-9013
99 200039	The Bridge Bible Fellowship	1	The Bridge Bible Fellowship	1 18644 Sherman Way, Reseda, CA 91335
99 101049	The Collage Board	1 13-1623965	The Collage Board	1 411 Lafayette St Suite 201, New York, NY 10003
99 100433	The Gas Company	1	The Gas Company	1 PO.Box 1C, Monterey Park, CA 91756
99 101797	The Great Books Foundation	1	The Great Books Foundation	1 35 East Wacker Dr., Ste 400, Chicago, IL 60601
99 100435	The Highlands	1	The Highlands	1 6801 Hollywood Blvd, Suite 433, Hollywood, CA 90028
99 100436	The Lampo Group, Inc	1	The Lampo Group, Inc	1 1749 Mallory Ln Attn: Ramsey Ed Solutions, Brentwood, TN 37027
99 096368	The Latino Family Lit. Proj.	1	The Latino Family Lit. Proj.	1 1107 Fair Oaks Ave. #225, South Pasadena, CA 91030
99 097964	The Latino Family Literacy	1	The Latino Family Literacy	1 1107 Fair Oaks Ave #225, South Pasadena, CA 91030
99 101798	The Learning Choice Academy	1	The Learning Choice Academy	1 861 Harold Place, Suite 301, Chula Vista, CA 91914
99 096011	The MacGraw-Hill Companies	1	The MacGraw-Hill Companies	1 P.O. BOX 894109, Los Angeles, CA 04190
99 156932	The Mad Producer	1 81-1191597	The Mad Producer	1 1088 Athens Way, Upland, CA 91786
99 121094	The Maritime Alliance	1	The Maritime Alliance	1 6365 Lake Atlin Ave. c/o MSA-SD, San Diego, CA 92119
99 101799	The Master Teacher, Inc.	1	The Master Teacher, Inc.	1 PO Box 1207, Manhattan, KS 66505-1207
99 099148	The McGraw-Hill Companies	1	The McGraw-Hill Companies	1 PO Box 894190, Los Angeles, CA 90189-4190
99 094998	The Miller Institute	1	The Miller Institute	1 751 Laurel St. #441, San Carlos, CA 94070
99 100442	The Museum of Tolerance	1	The Museum of Tolerance	1 9786 W. Pico Blvd Attn: Field Trip Office, Los Angeles, CA 90035
99 097968	The Office Connection Inc.	1	The Office Connection Inc.	1 3747 Robertson Blvd., Culver City, CA 90232
99 095000	The Planning Center-PlaceWorks	1 95-2975827	The Planning Center-PlaceWorks	1 3 MacArthur Place, Suite 1100, Santa Ana, CA 92707
99 095001	The River OC Church	1 73-1626531	The River OC Church	1 102 E. Baker St., Costa Mesa, CA 92626
99 095002	The Sanctuary	1	The Sanctuary	1 102 E Baker St., Costa Mesa, CA 92626
99 098635	The Schlehr Law Firm	1 20-8150138	The Schlehr Law Firm	1 150 East Olive Avenue, Ste 214, Burbank, CA 91502
99 120284	The Science Experience	1	The Science Experience	1 PO Box 381, Banning, CA 92220
99 174164	The State Bar of California	1	The State Bar of California	1 P.O. Box 842142, Los Angeles, CA 90084-2142
99 096012	The Student Planner	1	The Student Planner	1 1355 S. Colorado Blvd. Suite C 400, Denver, CO 80222
99 100447	The Trophy Emporium	1	The Trophy Emporium	1 17317 Roscoe Blvd, Northridge, CA 91325
99 143714	Thrively Inc.	1 46-2938115	Thrively Inc.	1 600 N Brand Blvd #620, Glendale, CA 91203
99 101058	TigerDirect	1	NULL	0 , ,

99 096013	Time Warner	1	Time Warner	1 P.O. Box 60074, City of Industry, CA 91716
99 000003	Time Warner Cable	1	Time Warner Cable	1 PO BOX 60074, City of Industry, CA 91716
99 097464	Time Warner Cable (Acct# 2153)	1	Time Warner Cable (Acct# 2153)	1 PO Box 60074, City of Industry, CA 91716-0074
99 101061	TLI, Inc.	1	TLI, Inc.	1 906 Veneto, Irvine, CA 92614
99 095008	Tom's A Plus Tree Trimming	1 54-5535867	Tom's A Plus Tree Trimming	1 12301 Owen St., Garden Grove, CA 92845
99 097466	Tomislav Peraic, Esq.	1 548-45-9921	Tomislav Peraic, Esq.	1 5170 Golden Foothill Parkway, El Dorado Hills, CA 95762
99 101808	Top Notch Catering	1	Top Notch Catering	1 1655 Broadway Unit 12, Chula Vista, CA 91911
99 173892	Top Youth Speakers	1	Top Youth Speakers	1 Po Box 852, Morgan Hill, CA 95038
99 100461	Total Education Solutions	1 95-4719630	Total Education Solutions	1 625 S Fair Oaks Ste 300, South Pasadena, CA 91030
99 100462	Total Tech	1	Total Tech	1 3944 Murphy Canyon Rd, C201, San Diego, CA 92123
99 101067	Touch of Aegean	1	Touch of Aegean	1 18345 Vanowen St Suite M, Reseda, CA 91335
99 100463	Touch of Aegean LLC	1	Touch of Aegean LLC	1 1510 Westwood Blvd, Los Angeles, CA 90024
99 101069	Trinity Lutheran Church	1	Trinity Lutheran Church	1 18425 Kittridge St, Reseda, CA 91335
99 101070	Triple A Electric, Inc.	1	Triple A Electric, Inc.	1 3760 Valleybrink Rd., Los Angeles, CA 90039
99 100470	Triumph Learning LLC	1 13-4087398	Triumph Learning LLC	1 P.O. Box 35617, Newark, NJ 07193-5617
99 172840	Truth, Teen	1 71-0920288	Truth, Teen	1 6222 Twin Lake Dr, San Diego, CA 92119
99 100475	Turkish Language Institute	1	Turkish Language Institute	1 906 Veneto, Irvine, CA 92614
99 200015	Turnitin LLC	1	Turnitin LLC	1 2101 Webster St Suite 1800, Oakland, CA 94612
99 175399	Two Men and a Truck	1	Two Men and a Truck	1 888 E Easy St, Simi Valley, CA 93065
99 168037	Tyco SimplexGrinnell	1 58-2608861	Tyco SimplexGrinnell	1 Dept CH 10320 , Palatine, IL 60055-0320
99 095016	Tyler & Bursch, LLP	1	Tyler & Bursch, LLP	1 24910 Las Brisas Rd. Ste 110, Murrieta, CA 92562
99 101074	U.S. Bancorp Equipment Finance	1	U.S. Bancorp Equipment Finance	1 PO Box 790448, St Louis, MO 63179
99 097110	U.S. Dept of Homeland Security	1	U.S. Dept of Homeland Security	1 250 E. 1st St Suite 1500 c/o MERF, Los Angeles, CA 90012
99 159840	UbiStor, Inc	1	UbiStor, Inc	1 1111 N. Plaza Drive Suite 600 , Schaumburg, IL 60173
99 159835	UbiStor, Inc.	1	UbiStor, Inc.	1 1111 N. Plaza Drive Suite 600 , Schaumburg, IL 60173
99 128794	UC Regents	1	UC Regents	1 1 Shields Ave University of California , Los Angeles, CA 90095
99 095019	UCRiverside Extension	1	UCRiverside Extension	1 1200 University Ave Student Services, Riverside, CA 92507-4596
99 101077	UC San Diego Extension	1	UC San Diego Extension	1 9500 Gilman Dr, La Jolla, CA 92093
99 097982	UCI Regents	1	UCI Regents	1 UCI History Project Attn: Nicole Gilbertson, Irvine, CA 92697-2505
99 101078	UCLA Center X	1	UCLA Center X	1 UCLA Center X - Fiscal AffairsAttn:Karla Breen, Los Angeles, CA 90095-1521
99 142218	UCLA Curtis Center	1 95-6006143	UCLA Curtis Center	1 520 Portola Plaza, 5602 MSB Box 951555, Los Angeles, CA 90095-1555
99 128796	UCLA Extension	1	UCLA Extension	1 P. O. Box 24901 Department K, Los Angeles, CA 90024-0901
99 099167	UCLA Student Union Event Svcs	1	UCLA Student Union Event Svcs	1 308 Westwood Plaza Ackerman A-262, Los Angeles, CA 90095
99 098655	ULINE	1	ULINE	1 PO Box 88741 Attn: Accounts Receivable , Chicago, IL 60680-1741
99 141354	United Site Services	1	United Site Services	1 PO Box 53267, Phoenix, AZ 85072-3267
99 150142	Urban Commons Queensway, LLC	1	Urban Commons Queensway, LLC	1 1126 Queens Highway, Long Beach, CA 90802
99 101830	Urban Discovery Academy	1	Urban Discovery Academy	1 2850 6th Ave., #110, San Diego, CA 92103
99 113004	Urban Futures Inc.	1	Urban Futures Inc.	1 3111 N. Tustin STE 230 Attn:Valerie Elliott , Orange, CA 92865
99 175391	US Department of Homeland Sec.	1	U.S. Dept of Homeland Security	1 Attn: Premium Processing, Los Angeles, CA 90012
99 127878	USAD	1	USAD	1 PO Box 4351, Mankato, MN 56002
99 101087	USADdata	1	USADdata	1 477 Madison Ave. Ste 1220, New York, NY 10022
99 095024	USADATA, INC	1	USADATA, INC	1 292 Madison Ave. Third Floor , New York, NY 10017
99 142225	Var Resources	1	Var Resources	1 PO Box 10306, Des Moines, IA 50306-0306
99 108423	Vavrinek, Trine, Day & Co, LLP	1 95-2648289	Vavrinek, Trine, Day & Co, LLP	1 10681 Football Blvd, Suite300, Rancho Cucamonga, CA 91730
99 095593	Verizon	1	Verizon	1 PO Box 920041, Dallas, TX 75392-0041
99 097492	Verizon Wireless (503-00001)	1	Verizon Wireless (503-00001)	1 PO Box 660108, Dallas, TX 75266-0108
99 101095	VEX Robotics Inc	1	VEX Robotics Inc	1 1519 int 30 W, Greenville, TX 75402
99 100508	Vex Robotics, Inc	1	Vex Robotics, Inc	1 1519 Interstate Highway 30 W, Greenville, TX 75402-4810
99 139103	Vicenti, Lloyd & Stutzman LLP	1 95-2242818	Vicenti, Lloyd & Stutzman LLP	1 2210 E. Route 66 Suite 100 , Glendora, CA 91740
99 138086	Vincent Fall & Associates	1	Vincent Fall & Associates	1 112 Harvard Ave., #193, Claremont, CA 91711
99 096395	Vincent S. Iannolo, Jr.	1 548-96-2671	Vincent S. Iannolo, Jr.	1 10447 Baird Ave., Northridge, CA 91326
99 132784	Vision Holiday Group	1	Vision Holiday Group	1 Box 813 South Business 65 #813 , Hollister, MO 65673
99 143553	Visions in Education	1	Visions in Education	1 Box 813 South Business 65 , Hollister, MO 65673
99 161102	VisiPLEX inc	1	VisiPLEX inc	1 1287 barclay Boulevard, Buffalo Grove, IL 60089
99 122360	Vista Charter Public Schools	1	Vista Charter Public Schools	1 2900 W Temple St. Vista Heritage Charter School , Los Angeles, CA 90026
99 107878	Vista Higher Learning	1	Vista Higher Learning	1 PO Box 847930, Boston, MA 02284-7930
99 101099	Visual Ideas	1	Visual Ideas	1 PO Box 18287, Encino, CA 91416
99 146562	Wahibs-Middle East Restaurant	1	Wahibs-Middle East Restaurant	1 910 E. Main St., Alhambra, CA 91801
99 107251	Walmart	1	NULL	0 , ,
99 097999	Walsworth Publishing Company	1	Walsworth Publishing Company	1 306 N Kansas Ave, Marceline, MO 64658
99 101848	Ward's Natural Science	1	Ward's Natural Science	1 PO Box 644312, Pittsburgh, PA 15264-4312
99 095597	WASC	1	WASC	1 533 Airport Blvd. Ste 200, Burlingame, CA 94010
99 000005	Waste Management	1	Waste Management	1 PO Box 541065, Los Angeles, CA 90054-1065
99 100530	Waste Management - Los Angeles	1	Waste Management - Los Angeles	1 PO Box 541065, Los Angeles, CA 90054-1065
99 161459	Waste Management of El Cajon	1	Waste Management of El Cajon	1 PO Box 541065, Los Angeles, CA 90054-1065
99 096398	Waste Management-Sun Valley	1	Waste Management-Sun Valley	1 P.O. Box 541065, Los Angeles, CA 90054-1065
99 101850	Watchlight Corporation	1	Watchlight Corporation	1 111 S. Marshall Avenue, El Cajon, CA 92020
99 177231	Wells Fargo Vendor Fin Service	1	Wells Fargo Vendor Fin	1 PO Box 51043, Los Angeles, CA 90051
99 159877	Wess Transportation Services	1	Wess Transportation Services	1 P.O. Box 462788, Escondido, CA 92046
99 126954	West Coast A/V/L	1	West Coast A/V/L	1 280 S Lemon Ave, Walnut, CA 91788
99 161498	West Interactive Services Co.	1	West Interactive Services Co.	1 PO BOX 561484, Denver, CO 80256-1484

99 096038	West LA College	1	West LA College	1 9000 Overland Avenue Attn: Larry Packham, Culver City, CA 90230-3519
99 149492	Westberg + White, Inc	1	Westberg + White, Inc	1 1775 Hancock St Ste 120, San Diego, CA 92110
99 100533	Western Association of Schools	1	Western Association of Schools	1 533 Airport Blvd. Suite 200, Burlingame, CA 94010
99 173291	Western Exterminator Company	1	Western Exterminator Company	1 PO Box 16350, Reading, PA 19612-6350
99 166933	Western Youth Services	1	Western Youth Services	1 23461 South Pointe Dr, Ste 200, Laguna Hills, CA 92653
99 161466	Westland Heating & Air Cond.	1	Westland Heating & Air Cond.	1 5820 Central Ave Unit 200, Riverside, CA 92504
99 097504	Westminster EPI, LLC.	1 95-4607758	Westminster EPI, LLC.	1 600 W Santa Ana Blvd Suite 800, Santa Ana, CA 92701
99 095033	Westwood Production, Inc.	1	Westwood Production, Inc.	1 1019 Gayley Ave. Suit-A, Los Angeles, CA 90024
99 162596	Whillock Contracting Inc	1	Whillock Contracting Inc	1 Po Box 2322, La Mesa, CA 91943-2322
99 098003	Why Try	1	Why Try	1 5455 N. River Run Drive, Provo, UT 84604-7726
99 100536	WillGeer's TheatricumBotanicum	1	WillGeer's TheatricumBotanicum	1 PO Box 1222, Topanga, CA 90290
99 097263	William M. Nassar & Associates	1 20-2438363	William M. Nassar & Associates	1 PO Box 2323, Redlands, CA 92373
99 095601	Williams Scotsman, Inc.	1 52-0665775	Williams Scotsman, Inc.	1 PO Box 91975, Chicago, IL 60693-1975
99 166942	Wilson Stem Booster Club	1	Wilson Stem Booster Club	1 645 N. Angelina, Placentia, CA 92870
99 168038	Wonder Media, LLC	1	Wonder Media, LLC	1 16530 Ventura Blvd Suite 600, Encino, CA 91436
99 096402	Woodcrest Valley Trail	1	Woodcrest Valley Trail	1 6043 Tampa Ave, Tarzana, CA 91356
99 173287	Workforce Communications Group	1 27-1148654	Workforce Communications Group	1 5737 Kanan Road Unit 668, Agoura Hills, CA 91301
99 101855	World Expeditions	1	World Expeditions	1 4312 Witherby St., San Diego, CA 92103
99 000009	World Private Security, Inc.	1	World Private Security, Inc.	1 16921 Parthenia Street Suite 201, Northridge, CA 91343
99 157314	World's Finest Chocolate, Inc.	1	World's Finest Chocolate, Inc.	1 8264 Solutions Center, Chicago, IL 60677-8002
99 138057	Wright's Media	1	Wright's Media	1 2407 Timberloch Pl Suite B, The Woodlands, TX 77380
99 100541	Wright's Media, LLC	1 76-0652386	Wright's Media, LLC	1 2407 Timberloch Place, Suite B, Spring, TX 77380-1039
99 162730	WW Foundation	1	WW Foundation	1 1600 W. Carson St #108, Torrance, CA 90501
99 000020	Xerox Financial Services	1	Xerox Financial Services	1 PO Box 202882, Dallas, TX 75320-2882
99 097508	Xpress Graphics, Inc.	1	Xpress Graphics, Inc.	1 17226 South Figueroa St., Gardena, CA 90248
99 151028	Yankee Candle	1	Yankee Candle	1 PO Box 3750, Boston, MA 02241-3750
99 173283	Yasemen Cankiri	1	Yasemen Cankiri	1 18226 Vanowen Street, Reseda, CA 91335
99 200030	Yasemin Turkan	1	Yasemin Turkan	1 9 Eucalyptus, Irvine, CA 92612
99 155544	YMCA of San Diego County	1	YMCA of San Diego County	1 3708 Ruffi Road, San Diego, CA 92123
99 200005	Yondr	1	Focally, LLC DbA Yondr	1 1427 Valencia St, San Francisco, CA 94110
99 097510	Young, Miney, & Corr. LLP	1 94-3307075	Young, Miney, & Corr. LLP	1 655 University Avenue Suite 150, Sacramento, CA 95825
99 101860	Youniversal Laboratories	1	Youniversal Laboratories	1 100 Louis St. Unit J & K, South Hackensack, NJ 07606
99 096042	Youniversal Laboratories LLC	1	Youniversal Laboratories LLC	1 100 Louis St. Units J & K, South Hackensack, NJ 07606
99 100546	Youniversal Laboratories LLC.	1	Youniversal Laboratories LLC.	1 100 Louis St. Unit J&K, South Hackensack, NJ 07606
99 098688	Youth Policy Institute	1	Youth Policy Institute	1 634 S. Spring St. 10th Floor, Los Angeles, CA 90014
99 150202	Zbest Mobile Notary	1 554-04-4222	Zbest Mobile Notary	1 9250 Reseda Blvd, Suite #659, Northridge, CA 91324
99 113020	Zendesk Inc	1	Zendesk Inc	1 1019 Market St., San Francisco, CA 94103
Total		1030		