

# **ILTexas Academic Board Report**

Start Strong:  
Celebrating our 5th Day of School

August 17, 2022

Presented by: Dr. Laura Carrasco  
Deputy Superintendent of Academics & Student Services



# Our mission unites us

---



The mission of ILTexas is **to prepare students for exceptional leadership roles in the international community** by emphasizing servant leadership, mastering the English, Spanish, and Chinese languages, and strengthening the mind, body, and character.

# In service of our mission we developed **5-year strategic priorities**

**We must effectively support our target student to achieve these characteristics:**

**Graduate profile:**

Embodies servant leadership

Masters English, Spanish, Chinese

Possesses strong mind, body, character

**We believe the best way to support our target student is by striving for several specific outcomes in the next 5 years:**

**5-year goals:**

- >85%+ of students graduate meeting CCMR, language, servant leadership, and wellness goals
- 75% of campuses STAAR-rated B or above; all campuses C or above
- ~36,000 students served through 50 campuses across 4+ regions
- ILTexas well-positioned for continued expansion (e.g., financially stable, central functions able to support growth)

**We believe a prioritized focus on three strategic areas will enable us to achieve these goals:**

**Strategic priorities:**

**① Strengthen program implementation**

**② Increase organizational alignment**

**③ Prepare for continued growth**

# Goal #2

**We must effectively support our target student to achieve these characteristics:**

Graduate profile:

Embodies servant leadership

Masters English, Spanish, Chinese

Possesses strong mind, body, character

**We believe the best way to support our target student is by striving for several specific outcomes in the next 5 years:**

5-year goals:

1. >80%+ of students graduate meeting CCMR, language, servant leadership, and wellness goals
2. **75% of campuses STAAR-rated B or above; all campuses C or above**
3. ~36,000 students served through 50 campuses across 4+ regions
4. ILTexas well-positioned for continued expansion (e.g., financially stable, central functions able to support growth)

**We believe a prioritized focus on three strategic areas will enable us to achieve these goals:**

Strategic priorities:

① Strengthen program implementation

② Increase organizational alignment

③ Prepare for continued growth

## Student Achievement

*All Students*

### Elementary Schools and Middle Schools

#### STAAR

- Combined over all STAAR subject areas evaluated (reading, mathematics, science, social studies)
- Credit awarded for Approaches Grade Level or above, Meets Grade Level or above, and Masters Grade Level

### High Schools, K–12s, and Districts

#### STAAR

See description above.

### College, Career, and Military Readiness (CCMR)

Percentage of annual graduates that meet any of the following:

- Meet TSI criteria in ELA/reading *and* mathematics on assessments or complete college prep courses
- Meet AP/IB criteria
- Earn dual-course credits
- Earn an approved industry-based certification
- Earn an associate degree
- Graduate with completed IEP and workforce readiness
- Earn a Level I or Level II certificate
- Complete an OnRamps dual-enrollment course
- Graduate under an advanced diploma plan and be identified as a current special education student

### Graduation Rate

Best of four-year, five-year, or six-year graduation rate (or annual dropout rate if no graduation rate is available).

## School Progress

*All Students*

### Elementary Schools, Middle Schools, High Schools, K–12s, and Districts

#### Part A: Academic Growth

Credit awarded for students who improve performance year over year as measured by STAAR progress measures and performance levels on STAAR reading and mathematics.

#### Part B: Relative Performance

Credit awarded based on performance relative to districts or campuses with a similar percentage of economically disadvantaged students.

### Summary of 2022 Updates

- Overall and domain scaled scores will be calculated and displayed.
- Overall and/or domain scaled scores of at least a 70 will receive applicable A–C ratings.
- Overall and/or domain scaled scores below 70 will receive *Not Rated: SB 1365* labels.

## Closing the Gaps

*All Students and Disaggregated Student Groups*

### Elementary Schools and Middle Schools

#### Academic Achievement

- Reading and mathematics STAAR results
- Credit awarded for Meets Grade Level or above and Masters Grade Level

#### Academic Growth

Credit awarded for students who improve performance year over year as measured by STAAR progress measures and performance levels on STAAR reading and mathematics.

#### English Language Proficiency

- Emergent bilingual students/English learners' performance on TELPAS
- Credit for advancing by at least one composite rating from the prior year to the current year, or a composite rating of Advanced High or Basic Fluency

#### STAAR Component

See Student Achievement–STAAR for description.

### High Schools, K–12s, and Districts

#### Academic Achievement

See description above.

#### Federal Graduation Rate

Four-year federal graduation rate (without exclusions).

#### English Language Proficiency

See description above.

#### College, Career, and Military Readiness

Percentage of annual graduates *and* non-graduating grade 12 students that meet any of the CCMR indicators as described in the Student Achievement domain.

# Overall Rating



**86 out of 100**



- **2022: 86**  
**2019: 85**
- **88% of our campuses maintained or surpassed their 2019 Rating**
- **91% (30 campuses) are C or above**  
**9% (3 campuses) are Not Rated (D/F)**
- **The average score of our neighboring ISDs= 86**

## Student Achievement

All Students

### Elementary Schools and Middle Schools STAAR

Combined over all STAAR subject areas evaluated (reading, mathematics, science, social studies)

- Credit awarded for Approaches Grade Level or above, Meets Grade Level or above, and Masters Grade Level

### High Schools, K–12s, and Districts STAAR

See description above.

### College, Career, and Military Readiness (CCMR)

Percentage of annual graduates that meet any of the following:

- Meet TSI criteria in ELA/reading *and* mathematics on assessments or complete college prep courses
- Meet AP/IB criteria
- Earn dual-course credits
- Earn an approved industry-based certification
- Earn an associate degree
- Graduate with completed IEP and workforce readiness
- Earn a Level I or Level II certificate
- Complete an OnRamps dual-enrollment course
- Graduate under an advanced diploma plan and be identified as a current special education student

### Graduation Rate

Best of four-year, five-year, or six-year graduation rate (or annual dropout rate if no graduation rate is available).

## School Progress

All Students

### Elementary Schools, Middle Schools, High Schools, K–12s, and Districts

#### Part A: Academic Growth

Credit awarded for students who improve performance year over year as measured by STAAR progress measures and performance levels on STAAR reading and mathematics.

#### Part B: Relative Performance

Credit awarded based on performance relative to districts or campuses with a similar percentage of economically disadvantaged students.

### Summary of 2022 Updates

- Overall and domain scaled scores will be calculated and displayed.
- Overall and/or domain scaled scores of at least a 70 will receive applicable A–C ratings.
- Overall and/or domain scaled scores below 70 will receive *Not Rated: SB 1365* labels.

## Closing the Gaps

All Students and Disaggregated Student Groups

### Elementary Schools and Middle Schools Academic Achievement

- Reading and mathematics STAAR results
- Credit awarded for Meets Grade Level or above and Masters Grade Level

#### Academic Growth

Credit awarded for students who improve performance year over year as measured by STAAR progress measures and performance levels on STAAR reading and mathematics.

#### English Language Proficiency

- Emergent bilingual students/English learners' performance on TELPAS
- Credit for advancing by at least one composite rating from the prior year to the current year, or a composite rating of Advanced High or Basic Fluency

#### STAAR Component

See Student Achievement—STAAR for description.

### High Schools, K–12s, and Districts

#### Academic Achievement

See description above.

#### Federal Graduation Rate

Four-year federal graduation rate (without exclusions).

#### English Language Proficiency

See description above.


#### College, Career, and Military Readiness

Percentage of annual graduates *and* non-graduating grade 12 students that meet any of the CCMR indicators as described in the Student Achievement domain.

**Domain  
1**



# Student Achievement



83 out of 100



## Student Achievement

All Students

### Elementary Schools and Middle Schools

#### STAAR

- Combined over all STAAR subject areas (reading, mathematics, science, and social studies)
- Credit awarded for Approaches Grade Level, Meets Grade Level or above, and Exceeds Grade Level

### High Schools, K–12s, and Districts

#### STAAR

See description above.

#### College, Career, and Military Readiness (CCMR)

Percentage of annual graduates that meet any of the following:

- Meet TSI criteria in ELA/reading *and* mathematics on assessments or complete college prep courses
- Meet AP/IB criteria
- Earn dual-course credits
- Earn an approved industry-based certification
- Earn an associate degree
- Graduate with completed IEP and workforce readiness
- Earn a Level I or Level II certificate
- Complete an OnRamps dual-enrollment course
- Graduate under an advanced diploma plan and be identified as a current special education student

#### Graduation Rate

Best of four-year, five-year, or six-year graduation rate (or annual dropout rate if no graduation rate is available).

## School Progress

All Students

### Elementary Schools, Middle Schools, High Schools, K–12s, and Districts

#### Part A: Academic Growth

Credit awarded for students who improve performance year over year as measured by STAAR progress measures and performance levels on STAAR reading and mathematics.

#### Part B: Relative Performance

Credit awarded based on performance relative to districts or campuses with a similar percentage of economically disadvantaged students.

### Summary of 2022 Updates

- Overall and domain scaled scores will be calculated and displayed.
- Overall and/or domain scaled scores of at least a 70 will receive applicable A–C ratings.
- Overall and/or domain scaled scores below 70 will receive *Not Rated: SB 1365* labels.

## Closing the Gaps

All Students and Disaggregated Student Groups

### Elementary Schools and Middle Schools

#### Academic Achievement

- Reading and mathematics STAAR results
- Credit awarded for Meets Grade Level or above and Masters Grade Level

#### Academic Growth

Credit awarded for students who improve performance year over year as measured by STAAR progress measures and performance levels on STAAR reading and mathematics.

#### English Language Proficiency

- Emergent bilingual students/English learners' performance on TELPAS
- Credit for advancing by at least one composite rating from the prior year to the current year, or a composite rating of Advanced High or Basic Fluency

#### STAAR Component

See Student Achievement—STAAR for description.

### High Schools, K–12s, and Districts

#### Academic Achievement

See description above.

#### Federal Graduation Rate

Four-year federal graduation rate (without exclusions).

#### English Language Proficiency

See description above.

#### College, Career, and Military Readiness

Percentage of annual graduates *and* non-graduating grade 12 students that meet any of the CCMR indicators as described in the Student Achievement domain.

## Academic Growth

Domain  
2a and 2b



85 out of 100

## Relative Performance



90 out of 100



### Academic Growth Details

	# of Tests	Points Earned
0 Points	3,220	0.0
1/2 Point	933	466.5
1 Point	9,500	9,500.0
<b>Total</b>	<b>13,653</b>	<b>9,966.5</b>



### Relative Performance Details

## STAAR and College, Career, or Military Readiness Average Score

58

Not Rated

C


B

A

**Domain  
2a and 2b:  
School Progress  
Overall**



**Rating**



89 out of 100

## Student Achievement

All Students

### Elementary Schools and Middle Schools

#### STAAR

- Combined over all STAAR subject areas evaluated (reading, mathematics, science, social studies)
- Credit awarded for Approaches Grade Level or above, Meets Grade Level or above, and Masters Grade Level

### High Schools, K–12s, and Districts

#### STAAR

See description above.

### College, Career, and Military Readiness (CCMR)

Percentage of annual graduates that meet any of the following:

- Meet TSI criteria in ELA/reading *and* mathematics on assessments or complete college prep courses
- Meet AP/IB criteria
- Earn dual-course credits
- Earn an approved industry-based certification
- Earn an associate degree
- Graduate with completed IEP and workforce readiness
- Earn a Level I or Level II certificate
- Complete an OnRamps dual-enrollment course
- Graduate under an advanced diploma plan and be identified as a current special education student

### Graduation Rate

Best of four-year, five-year, or six-year graduation rate (or annual dropout rate if no graduation rate is available).

## School Progress

All Students

### Elementary Schools

### Middle Schools

### High Schools

#### Part A: Growth

Credit awarded to students who improve performance year over year as measured by STAAR progress measures and performance levels on STAAR reading and mathematics.

#### Part B: Relative Performance

Credit awarded based on performance relative to districts or campuses with a similar percentage of economically disadvantaged students.

### Summary of 2022 Updates

- Overall and domain scaled scores will be calculated and displayed.
- Overall and/or domain scaled scores of at least a 70 will receive applicable A–C ratings.
- Overall and/or domain scaled scores below 70 will receive *Not Rated: SB 1365* labels.

## Closing the Gaps

All Students and Disaggregated Student Groups

### Elementary Schools and Middle Schools

#### Academic Achievement

- Reading and mathematics STAAR results
- Credit awarded for Meets Grade Level or above and Masters Grade Level

#### Academic Growth

Credit awarded for students who improve performance year over year as measured by STAAR progress measures and performance levels on STAAR reading and mathematics.

#### English Language Proficiency

- Emergent bilingual students/English learners' performance on TELPAS
- Credit for advancing by at least one composite rating from the prior year to the current year, or a composite rating of Advanced High or Basic Fluency

#### STAAR Component

See Student Achievement—STAAR for description.

### High Schools, K–12s, and Districts

#### Academic Achievement

See description above.

#### Federal Graduation Rate

Four-year federal graduation rate (without exclusions).

#### English Language Proficiency

See description above.

#### College, Career, and Military Readiness

Percentage of annual graduates *and* non-graduating grade 12 students that meet any of the CCMR indicators as described in the Student Achievement domain.

**Domain  
3**

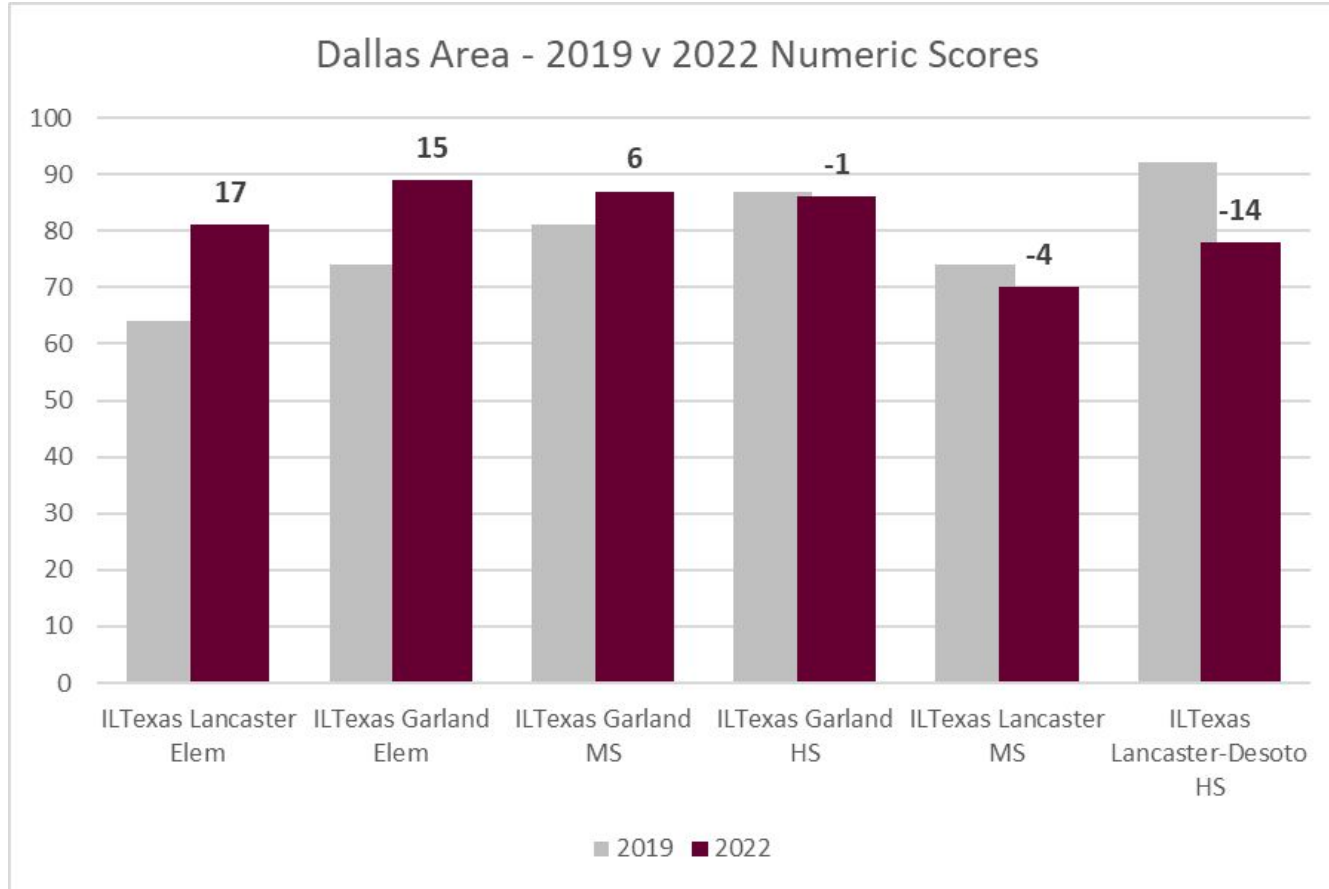


## Closing the Gaps

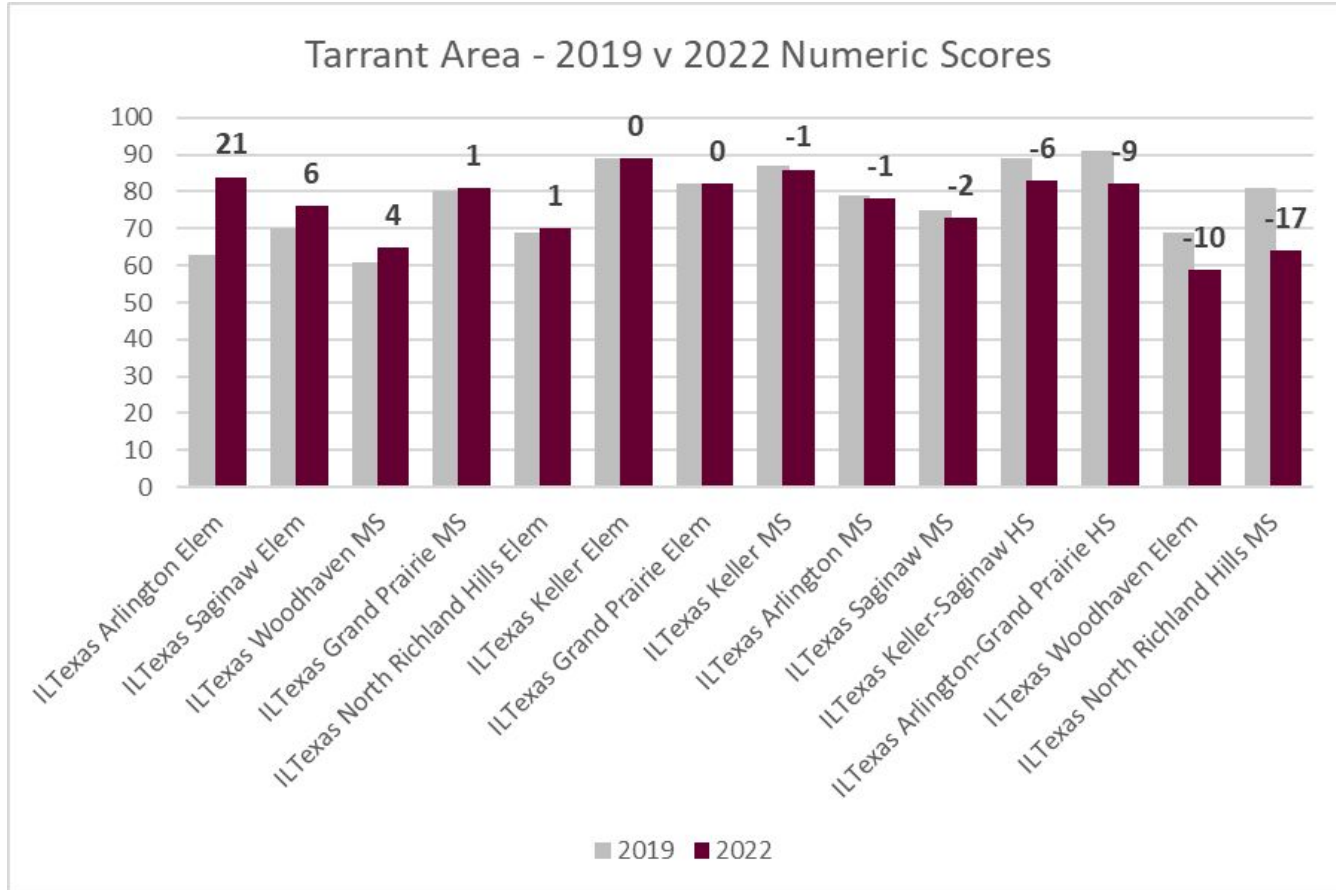


78 out of 100

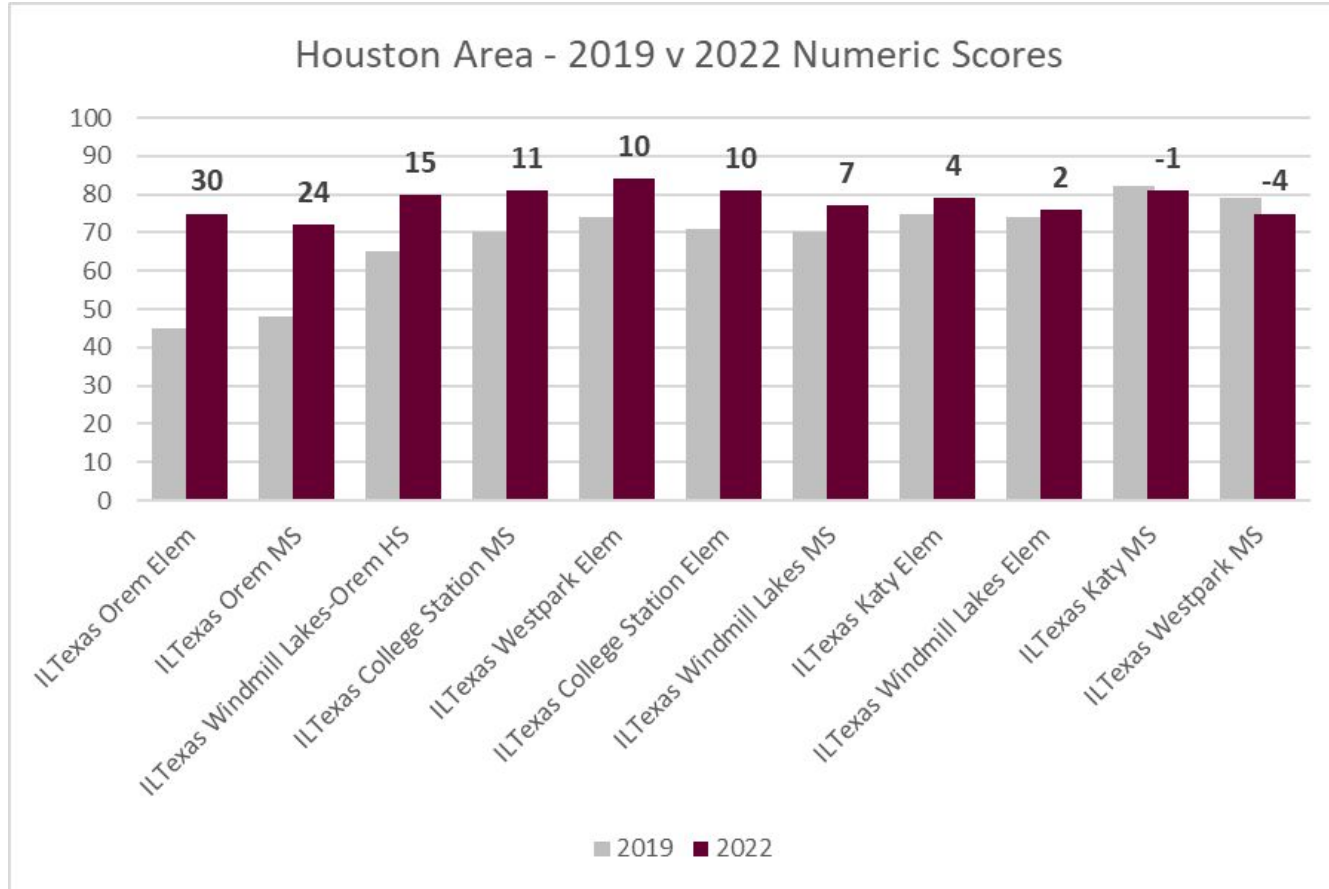
## Dallas Area Schools (2019 Compared to 2022):



# Tarrant Area Schools (2019 Compared to 2022):

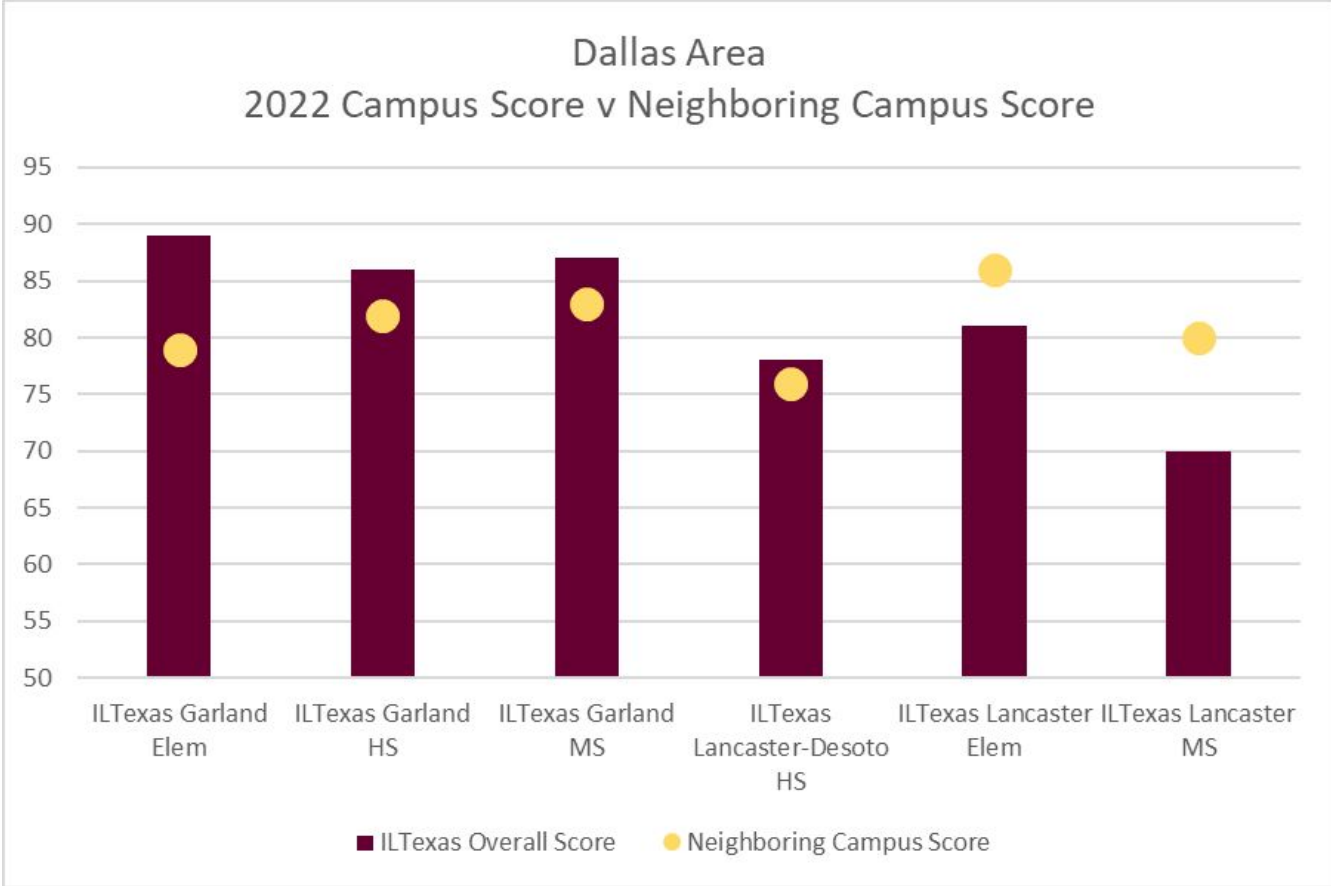


## Houston (Harris/Brazos) Area Schools (2019 Compared to 2022):

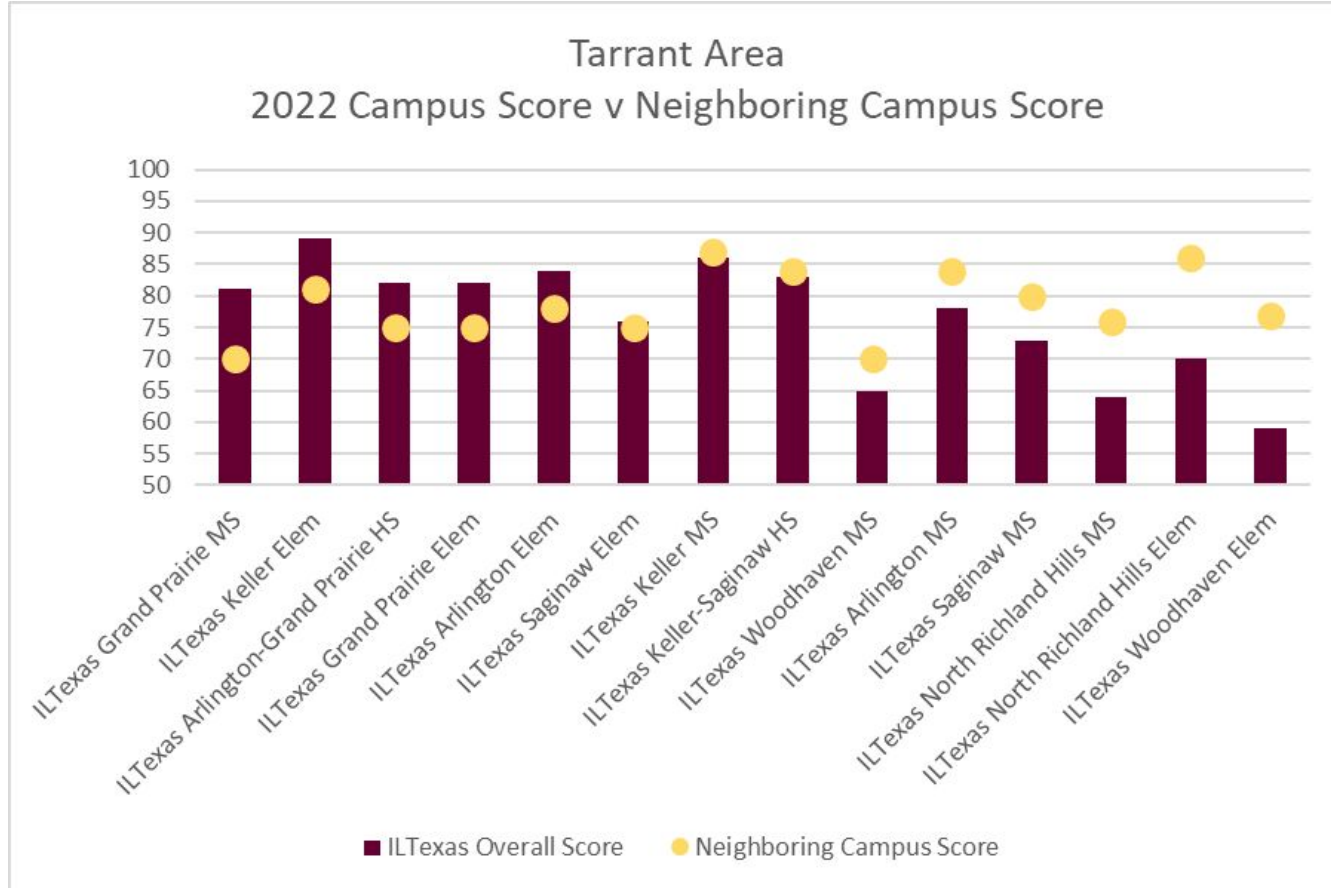




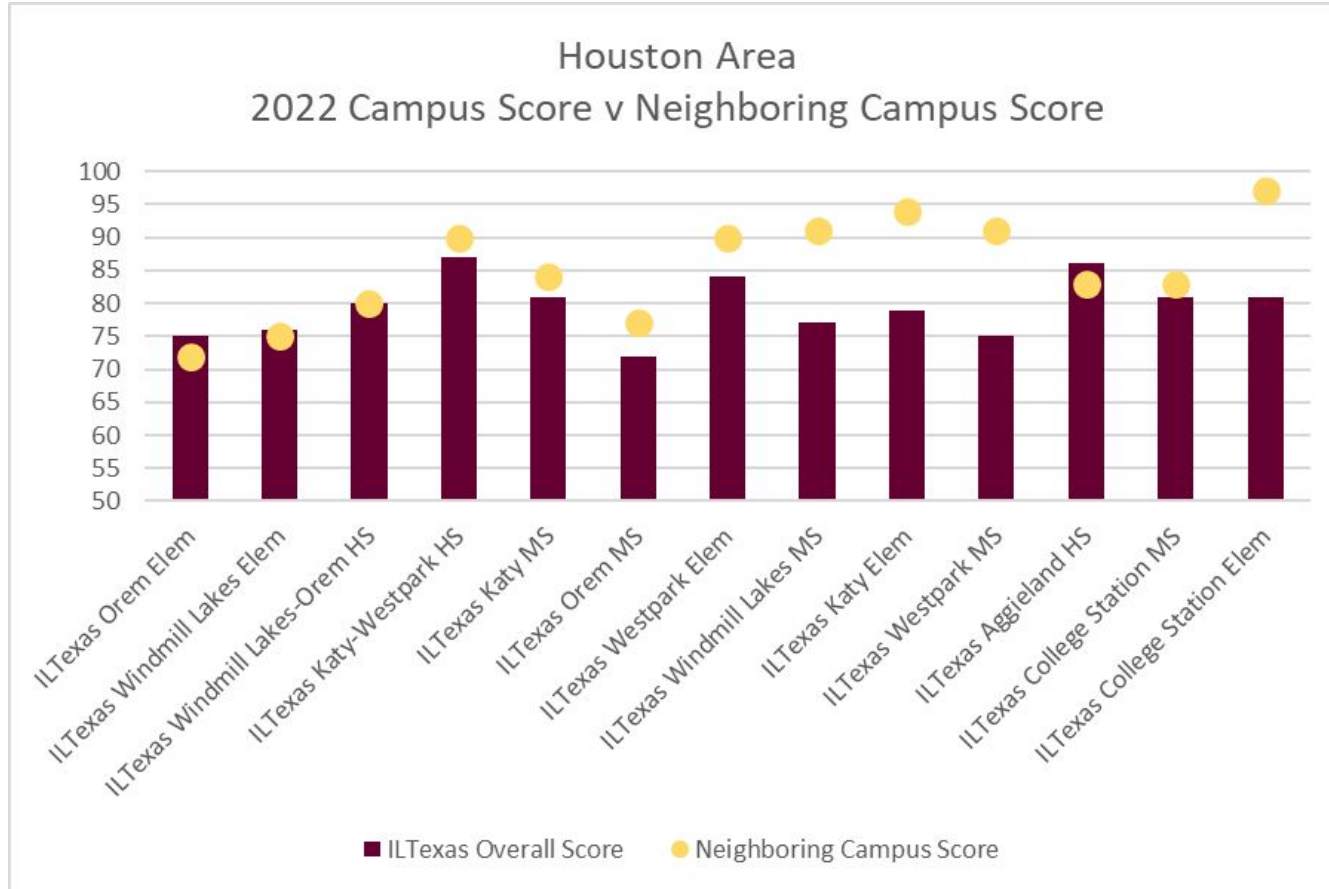
# Dallas Area 2022 ILTexas Campus Score Compared to 2022 Neighboring Campus Score:



# Tarrant Area 2022 ILTexas Campus Score Compared to 2022 Neighboring Campus Score:



# Houston Area 2022 ILTexas Campus Score Compared to 2022 Neighboring Campus Score:



**Q:** Are our ratings an accurate and comprehensive measure of performance and quality?

**A:** These ratings are a good measure of mastery of specific Texas Essential Knowledge and Skills (TEKS); however, the STAAR does not measure nor capture the key components of our mission: Language, Leadership, College Acceptances, College Scholarships, ...



**Thank you! ¡Gracias! 谢谢!**