



International Leadership of Texas, Inc.

March 31, 2021 Regular Board Meeting

Date and Time

Wednesday March 31, 2021 at 6:15 PM CDT

Meeting Notice & Mission Statement

In compliance with the Texas Open Meetings Act, the Texas Government Code, Chapter 551, timely public advance written notice (at least 72 hours before the scheduled time of the meeting) is given of the subjects to be considered by the Board of Directors of International Leadership of Texas (the "Board") and the Board will convene a Regular Open Meeting of the Board of Directors of International Leadership of Texas on the date and time set forth herein.

Special Notice: Public Meetings at Headquarters are Suspended Until Further Notice:

International Leadership of Texas Board of Directors will be holding its regularly scheduled public board meeting at the date and time noticed above. Members of the public will be able to watch the meeting via the link <https://zoom.us/j/801651349> or by a link that will be posted on the ILTexas.org website (click the button "Board Meetings" to view any updates to this Notice).

If you would like to sign up to speak at the meeting, please send your name to board@iltexas.org, 24-Hours in advance of the noticed Meeting time so that we will be able to promote you to a panelist, which will allow you to speak with our board members.

It normally is the intent of the Board to have a quorum physically present at the above address and to allow any Board members not physically present to participate by live two-way video and audio feed in accordance with the Texas Open Meetings Act. However, due to the COVID-19 Coronavirus Pandemic and the governmental and administrative responses to that Pandemic, the Board intends to conduct the Meeting via videoconference. A quorum of the Board will not be physically present at the usual Headquarters address. Neither will the presiding officer physically be present there. Nevertheless, the Meeting will be open to the public. Every effort will be made to facilitate public viewing of the Meeting while it is in progress via live video feed and, subject to

limitations of the technology and logistics, to allow the usual opportunities for those who wish to speak to do so. Please access this Agenda via the ILTexas website as the time of the Meeting approaches, in order to find any additional information or updated links concerning the Meeting.

The Board hereby certifies that this notice was posted on a bulletin board or on something akin thereto or at a place readily accessible and convenient to the public at 1651 N. Glenville Dr., #216, Richardson, TX 75081, as well as online at www.ILTexas.org. The items on this Agenda may be taken in any order. The mission of ILTexas is to prepare students for exceptional leadership roles in the international community by emphasizing servant leadership, mastering the English, Spanish, and Chinese languages, and strengthening the mind, body and character.

/s/ Finn Simmenssen, For ILTexas' Board

Agenda

	Purpose	Presenter	Time
I. Opening Items			6:15 PM
Opening Items			
A. Record Attendance and Guests			
B. Call the Meeting to Order			
II. Approve Minutes of Prior Meetings			
A. APPROVE MINUTES OF FEBRUARY 10, 2021 SPECIAL BOARD MEETING	Approve Minutes		
III. Public Speakers			
Board Services			
A. Guests speaking, if any	FYI		
IV. Superintendent-CEO Report and Information Items			
A. SUPERINTENDENT-CEO REPORT	FYI	Eddie Conger	

	Purpose	Presenter	Time
B. SCHOOL LEADERSHIP REPORT	FYI	Dr. Thomas Seaberry	
C. DEPUTY SUPERINTENDENT OF ACADEMIC STUDENT SERVICES REPORT	FYI	Dr. Laura Carrasco	
D. CHIEF ADMINISTRATIVE OFFICER REPORT	FYI	Jerry McCreight	

V. Executive Session

- A. AUTHORIZATION** FYI
- Closed Session for Any and All Reasons Permissible by Texas Law, including, but not limited to, Texas Government Code Sections 551.071, 551.072, 551.073, 551.074, 551.075, 551.076, 551.082, 551.083, 551.084, pertaining to any item listed on this agenda, as permitted by applicable law.
- B. CONSULT WITH ATTORNEY PURSUANT TO GOVERNMENT CODE 551.071** Discuss
- Consultation with counsel.

VI. Board Items for Discussion/Action

- A. CONSIDER/ACT ON FEBRUARY 2021 FINANCIAL REPORT** Vote James Dworkin
- Discuss/Take Action to approve the February 2021 International Leadership of Texas, Inc. Financial Report.
- B. CONSIDER/ACT ON DRAFT OF 2021-2022 ACADEMIC CALENDAR** Vote Dr. Laura Carrasco
- Discuss/Take action to approve proposed ILTexas Academic Calendar for the 2021-2022 School Year.
- C. CONSIDER/ACT TO AUTHORIZE ADMINISTRATION TO ACQUIRE LAND FOR PROPOSED FT. BEND COUNTY EXPANSION CAMPUS** Vote Charles Klein
- Discuss/Take action to authorize the Administration to enter into purchase agreements for land to be used for proposed expansion in Ft. Bend County.

	Purpose	Presenter	Time
--	---------	-----------	------

VII. Closing Items

A. Adjourn Meeting	Vote		
---------------------------	------	--	--

Coversheet

APPROVE MINUTES OF FEBRUARY 10, 2021 SPECIAL BOARD MEETING

Section:	II. Approve Minutes of Prior Meetings
Item:	A. APPROVE MINUTES OF FEBRUARY 10, 2021 SPECIAL BOARD
MEETING	
Purpose:	Approve Minutes
Submitted by:	
Related Material:	Minutes for March 10, 2021 Special Board Meeting on March 10, 2021



International Leadership of Texas, Inc.

Minutes

March 10, 2021 Special Board Meeting

Date and Time

Wednesday March 10, 2021 at 6:15 PM

Special Note:

This Meeting, originally scheduled to take place 2/17/2021, is rescheduled to the Wednesday one week following that date.

Meeting Notice & Mission Statement

In compliance with the Texas Open Meetings Act, the Texas Government Code, Chapter 551, timely public advance written notice (at least 72 hours before the scheduled time of the meeting) is given of the subjects to be considered by the Board of Directors of International Leadership of Texas (the "Board") and the Board will convene a Special Open Meeting of the Board of Directors of International Leadership of Texas on the date and time set forth herein.

Special Notice: Public Meetings at Headquarters are Suspended Until Further Notice:

International Leadership of Texas Board of Directors will be holding a special public board meeting at the date and time noticed above. Members of the public will be able to watch the meeting via the link <https://zoom.us/j/801651349> or by a link that will be posted on the ILTexas.org website (click the button "Board Meetings" to view any updates to this Notice).

If you would like to sign up to speak at the meeting, please send your name to board@iltexas.org, 24-Hours in advance of the noticed Meeting time so that we will be able to promote you to a panelist, which will allow you to speak with our board members.

It normally is the intent of the Board to have a quorum physically present at the above address and to allow any Board members not physically present to participate by live two-way video and

audio feed in accordance with the Texas Open Meetings Act. However, due to the COVID-19 Coronavirus Pandemic and the governmental and administrative responses to that Pandemic, the Board intends to conduct the Meeting via videoconference. A quorum of the Board will not be physically present at the usual Headquarters address. Neither will the presiding officer physically be present there. Nevertheless, the Meeting will be open to the public. Every effort will be made to facilitate public viewing of the Meeting while it is in progress via live video feed and, subject to limitations of the technology and logistics, to allow the usual opportunities for those who wish to speak to do so. Please access this Agenda via the ILTexas website as the time of the Meeting approaches, in order to find any additional information or updated links concerning the Meeting.

The Board hereby certifies that this notice was posted on a bulletin board or on something akin thereto or at a place readily accessible and convenient to the public at 1651 N. Glenville Dr., #216, Richardson, TX 75081, as well as online at www.ILTexas.org. The items on this Agenda may be taken in any order. The mission of ILTexas is to prepare students for exceptional leadership roles in the international community by emphasizing servant leadership, mastering the English, Spanish, and Chinese languages, and strengthening the mind, body and character.

/s/ Finn Simmensen, For ILTexas' Board

Directors Present

Chris Moreland (remote), Dr. Lynne Beach (remote), PETER GUDMUNDSSON (remote), Tracy Cox (remote)

Directors Absent

Major General James Williams, Soner Tarim

Guests Present

Aaron Thorson (remote), Alexander Maldonado (remote), Eddie Conger (remote), Finn Simmensen (remote), Gabriela N. Smith (remote), James Dworkin (remote), James T. (Tim) Brightman (remote), Kayla Nations-Perkins (remote), Regina Jones (remote), Veronica Ibarra (remote)

I. Opening Items

A. Record Attendance and Guests

B. Call the Meeting to Order

Tracy Cox called a meeting of the board of directors of International Leadership of Texas, Inc. to order on Wednesday Mar 10, 2021 at 6:18 PM.

II. Approve Minutes of Prior Meetings

A.

APPROVE MINUTES OF FEBRUARY 24, 2021 SPECIAL BOARD MEETING

Dr. Lynne Beach made a motion to approve the minutes from February 24, 2021 Regular Board Meeting on 02-24-21.

PETER GUDMUNDSSON seconded the motion.

The board **VOTED** unanimously to approve the motion.

III. Board Items for Discussion/Action

A. CONSIDER/ACT ON MISSED SCHOOL DAY WAIVER AND OTHER SCHOOL DAY WAIVER

PETER GUDMUNDSSON made a motion to approve action on the waivers.

Chris Moreland seconded the motion.

Superintendent-CEO Eddie Conger and CLO James Timothy (Tim) Brightman briefed the Board on the proposed waivers and authorizing Resolution.

The board **VOTED** unanimously to approve the motion.

B. CONSIDER/ACT ON COVID-19 MASK POLICY

Dr. Lynne Beach made a motion to approve action on the mask policy.

PETER GUDMUNDSSON seconded the motion.

Superintendent-CEO Eddie Conger and CLO James Timothy (Tim) Brightman briefed the Board on the proposed policy and authorizing Resolution.

The board **VOTED** unanimously to approve the motion.

C. CONSIDER/ACT ON APPOINTMENT OF NEW BOARD MEMBER

Dr. Lynne Beach made a motion to appoint gabriela Naomi Smith as a Member of the Board.

PETER GUDMUNDSSON seconded the motion.

Superintendent-CEO Eddie Conger briefed the Board on the proposed appointment.

The board **VOTED** unanimously to approve the motion.

IV. Closing Items

A. Adjourn Meeting

Chris Moreland made a motion to adjourn.

PETER GUDMUNDSSON seconded the motion.

The board **VOTED** unanimously to approve the motion.

There being no further business to be transacted, and upon motion duly made, seconded and approved, the meeting was adjourned at 6:35 PM.

Respectfully Submitted,
Finn Simmenssen

Documents used during the meeting

- Board Resolution Authorizing Missed School, Low Attendance and Other Waivers.doc
- Resolution -- Masks -- March 10 2021.docx

Coversheet

SUPERINTENDENT-CEO REPORT

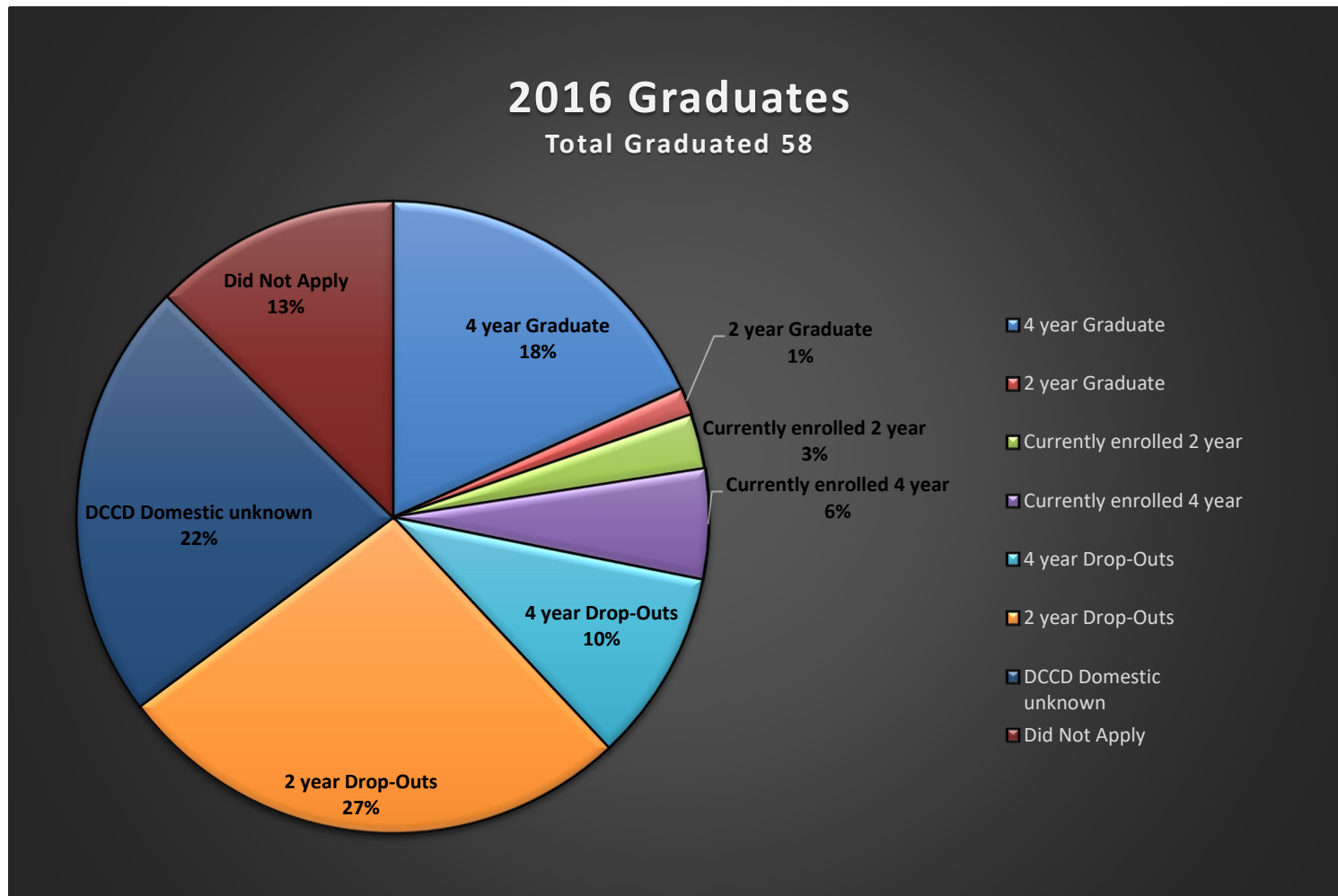
Section:	IV. Superintendent-CEO Report and Information Items
Item:	A. SUPERINTENDENT-CEO REPORT
Purpose:	FYI
Submitted by:	
Related Material:	This Page is Blank.docx

This Page is Blank

Coversheet

SCHOOL LEADERSHIP REPORT

Section:	IV. Superintendent-CEO Report and Information Items
Item:	B. SCHOOL LEADERSHIP REPORT
Purpose:	FYI
Submitted by:	
Related Material:	Board ASP Data.pdf



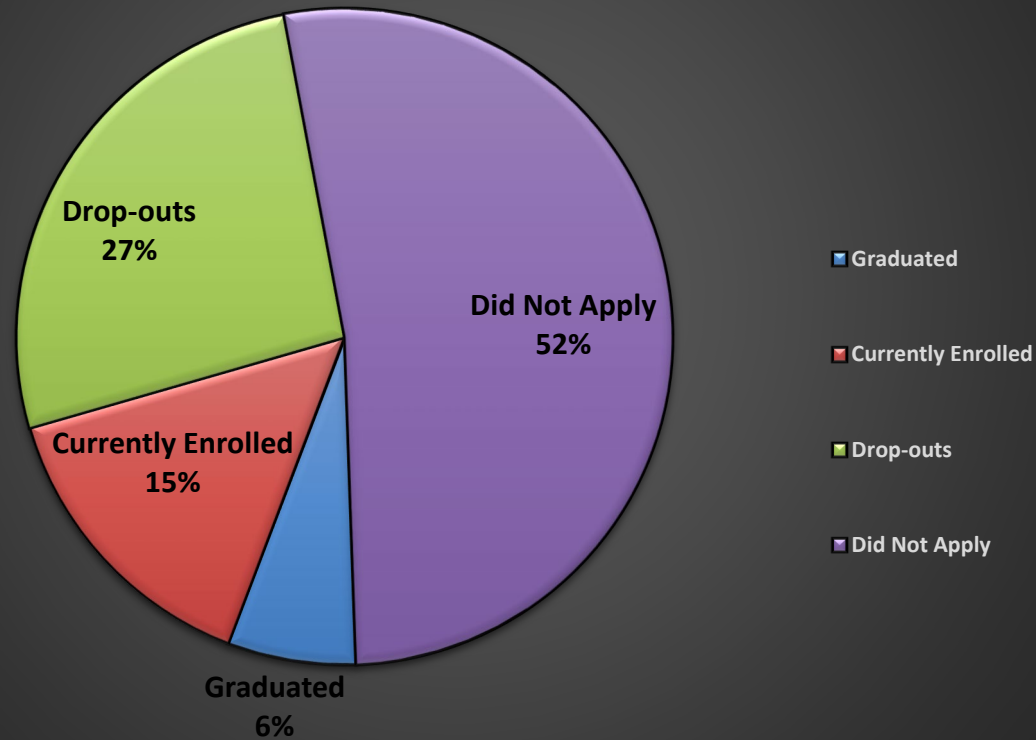
Graduate Degree Type:

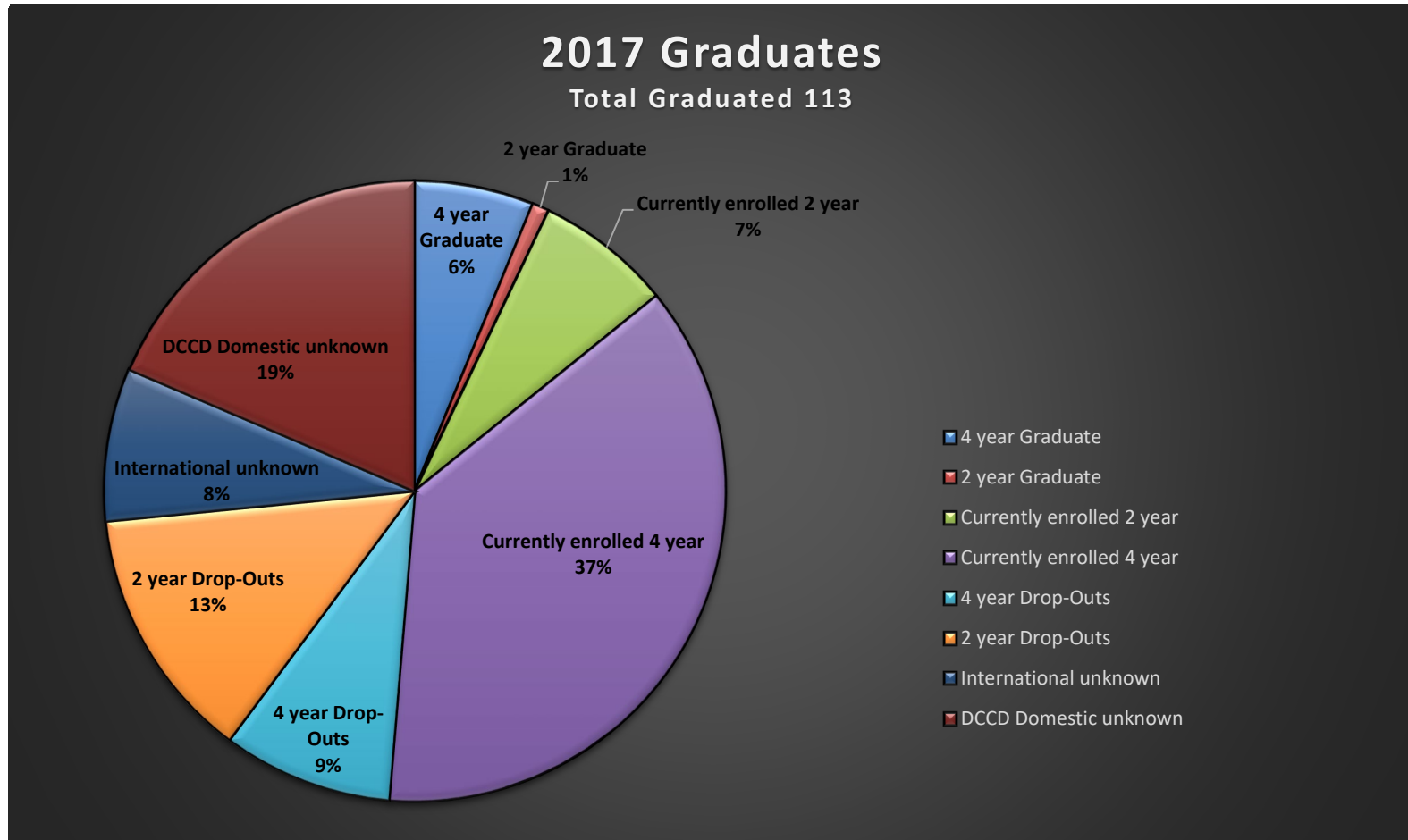
Masters- 2

Bachelors- 11

2016 School X Comparison

332 Total Graduates





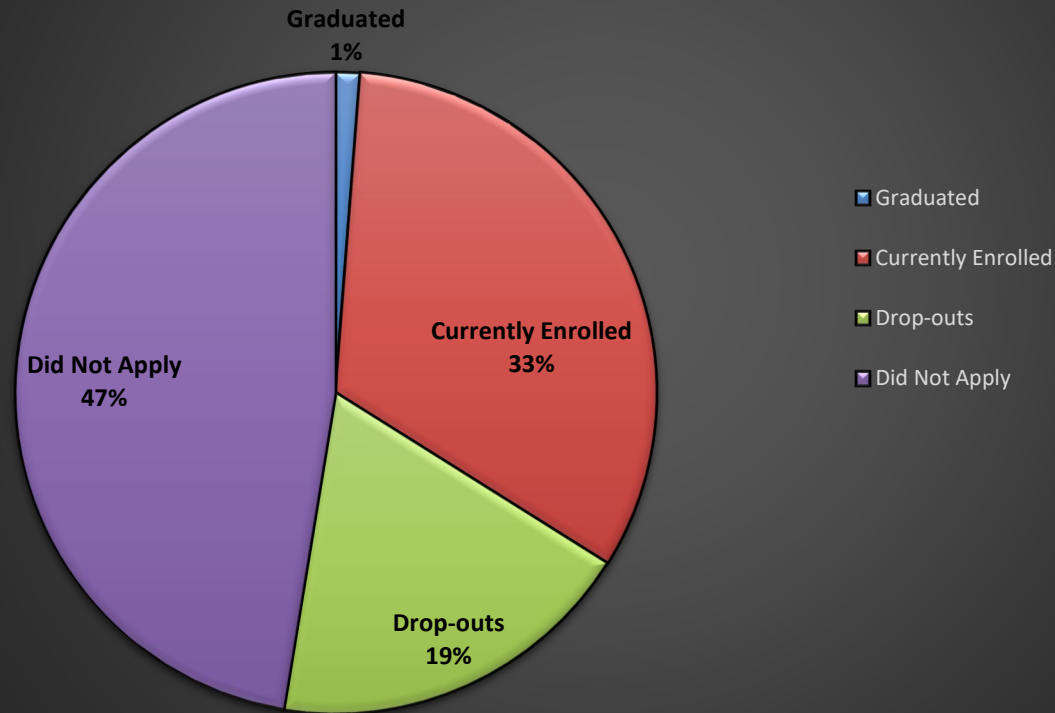
Graduate Degree Type:

Masters- 0

Bachelors- 7

2017 School X Comparison

407 Total Graduates



Coversheet

DEPUTY SUPERINTENDENT OF ACADEMIC STUDENT SERVICES REPORT

Section:	IV. Superintendent-CEO Report and Information Items
Item:	C. DEPUTY SUPERINTENDENT OF ACADEMIC STUDENT SERVICES
REPORT	
Purpose:	FYI
Submitted by:	
Related Material:	Combined Deputy Supt Academic Report Items.pdf

ILTexas Academic Board Report

March 31, 2021
Presented by: Dr. Laura Carrasco



Next week we complete Cycle 5!

Then the following week, we kick off our final cycle of the year.

Cycle 6 Blank Instructional Planning Calendar						
Cycle 6 Assessment Calendar	Click HERE for a stand alone IPC that you can make a copy of or download [22 DAYS OF FIRST/DIRECT INSTRUCTION + 6 INDEPENDENT STUDY DAYS= 28 Instructional Days]					College Station
	MONDAY	TUESDAY	WEDNESDAY	THURSDAY	FRIDAY	
	Apr 12	Apr 13	Apr 14	Apr 15	Apr 16	
Week #1 of Cycle 6: *Content PLCs with Charter Peers This Week	Campus Data Day	*First day of cycle 6	Independent Study			Imagine Math
	Apr 19	Apr 20	Apr 21	Apr 22	Apr 23	
Week #2 of Cycle 6:			Independent Study & Awards Day Option 1			
	Apr 26	Apr 27	Apr 28	Apr 29	Apr 30	
Week #3 of Cycle 6: *Content PLCs with Charter Peers This Week			Independent Study & Awards Day Option 2			
	May 3	May 4	May 5	May 6	May 7	
Week #4 of Cycle 6:		USHS HS EOC Alg 1 8th Grade EOC		Bio HS EOC Science 8th STAAR	Alg 1 HS EOC SS 8th STAAR	istations ACTFL Ratings



STAAR Boot Campus

During our next two Content PLCs as we lead up to our STAAR exams, we will roll out our STAAR Boot Campus, which are 5-10 lessons reviewing high priority TEKS or TEKS Clusters.

Assessments

This week we complete our language testing, next week we administer our first round of STAAR/EOC exams as well as our MAP EoY exams. Our Cycle 6 Assessment Calendar captures STAAR, STAAR EOC, AP Testing & End of Cycle/End of Semester Exams.

21-22 Master Schedule Parameters

We are finalizing our 2021-2022 Master Schedule Parameters for K-8 as well as for High Schools. While it may seem early, our campuses have begun the course selection process and building their 21-22 master Schedules



Professional Development
Focused on finishing the year strong

ILTexas Assessment Calendar

2020-2021

Updated 3/11/2021
Changed ACTFL Deadline

6th Six Weeks

Assessment Dates	Assessment Title	Grade Level(s)
April 13-16, 2021	EOY District Imagine Math Assessment	K-8
Apr. 26-30, 2021	Cycle 3 LEP Progress Monitoring	K-12
May 3-7, 2021 <i>Recommended Date Wed. 5/5</i>	EOY District iStation Reading Assessment (all students, both languages)	K-8
May 3-7, 2021	Senior Semester/Final Exams (Campus Created)	12
May 3-7, 2021 Updated	ACTFL progress monitoring & reporting - Spanish & Chinese	K - 12
May 10-14, 2021	End of Cycle Assessments (Campus Created)	2 - 8
May 10-14, 2021	Semester/Final Exams (Campus Created)	9 - 11
High School EOCs		
May 4, 2021 (Tues)	EOC – US History <i>All other students should learn remotely</i>	HS
May 6, 2021 (Thurs.)	EOC – Biology <i>All other students should learn remotely</i>	HS
May 7, 2021 (Fri.)	EOC – Algebra 1 <i>All other students should learn remotely</i>	HS
K-8 STAAR & EOCs		
May 4, 2021 (Tues)	EOC – Algebra 1	8
May 6, 2021 (Thurs.)	STAAR – 8 th Grade Science	8
May 7, 2021 (Fri.)	STAAR – 8 th Grade Social Studies	8
May 11, 2021 (Tues.)	STAAR – Mathematics Grades 5, 7, and 8 only <i>All other students should learn remotely</i>	5, 7, 8
May 12, 2021 (Wed.)	STAAR – Mathematics Grades 3, 4, and 6 only <i>All other students should learn remotely</i>	3, 4, 6
May 13, 2021 (Thurs.)	STAAR – Reading Grades 5, 7, and 8 only <i>All other students should learn remotely</i>	5, 7, 8
May 14, 2021 (Fri.)	STAAR – Reading Grades 3, 4, and 6 only	3, 4, 6
	STAAR – 5 th Grade Science <i>All other students should learn remotely</i>	5

Updated 3-11-2021

2021 AP Exam Schedule

Week 1	Morning - 8:00 a.m. Local Time	Afternoon - 12:00 p.m. Local Time	Afternoon - 12:00 p.m. Local Time
Monday, May 3, 2021	United States Government and Politics	Physics C: Mechanics	Physics C: Electricity and Magnetism
Tuesday, May 4, 2021	Calculus AB Calculus BC	German Language and Culture Human Geography	
Wednesday, May 5, 2021	English Literature and Composition	Japanese Language and Culture Physics 1: Algebra-Based	
Thursday, May 6, 2021	United States History	Art History Computer Science A	
Friday, May 7, 2021	Chemistry Spanish Literature and Culture	European History Physics 2: Algebra-Based	
	Art and Design—AP 2-D Art and Design, 3-D Art and Design, and Drawing: Last day for coordinators to submit digital portfolios (by 8 p.m. ET) and to gather 2-D Art and Design and Drawing students for physical portfolio assembly. Teachers should have forwarded students' completed digital portfolios to coordinators before this date.		
Week 2	Morning - 8:00 a.m. Local Time	Afternoon - 12:00 p.m. Local Time	
Monday, May 10, 2021	French Language and Culture World History: Modern	Macroeconomics	
Tuesday, May 11, 2021	Seminar Spanish Language and Culture	Latin Psychology	
Wednesday, May 12, 2021	English Language and Composition	Microeconomics Music Theory	
Thursday, May 13, 2021	Comparative Government and Politics Computer Science Principles	Statistics	
Friday, May 14, 2021	Biology Italian Language and Culture	Chinese Language and Culture Environmental Science	

Summer

Assessment Dates	Assessment Title	Grade Level(s)
June 22-24, 2021	EOC – Algebra I, Biology, and US History	HS
June 22, 2021 (Tues.)	EOC – English I	HS
June 24, 2020 (Thurs.)	EOC – English II	HS

Updated 3-11-2021

Coversheet

CHIEF ADMINISTRATIVE OFFICER REPORT

Section:	IV. Superintendent-CEO Report and Information Items
Item:	D. CHIEF ADMINISTRATIVE OFFICER REPORT
Purpose:	FYI
Submitted by:	
Related Material:	Combined Chief Admin Officer Report Items.pdf



INTERNATIONAL LEADERSHIP OF TEXAS

**Faculty and Support Staff New Hires
Subsequent to February 17, 2021
For Board Notification on March 31, 2021**

NEW HIRES FOR THE 20/21 SCHOOL YEAR			
Position	Assignment	Building	Start Date
TEACHER	ELEMENTARY	SAGINAW ELEMENTARY	02/17/2021
PARA - CAMPUS	REGISTRAR	WEST PARK ELEMENTARY	02/22/2021
PARA - CAMPUS	BUDGET CLERK	OREM ELEMENTARY	02/22/2021
TEACHER	MIDDLE	ARLINGTON MIDDLE	02/22/2021
TEACHER	INTERVENTIONIST	GARLAND MIDDLE	02/22/2021
TEACHER	ELEMENTARY	WM LAKES ELEMENTARY	02/22/2021
TEACHER	ELEMENTARY	WM LAKES ELEMENTARY	02/22/2021
PARA - CAMPUS	INSTRUCTIONAL AIDE	WEST PARK MIDDLE	02/22/2021
PROF - DISTRICT	CONSTRUCTION MANAGER	HEADQUARTERS	03/01/2021
TEACHER	ELEMENTARY	GARLAND ELEMENTARY	03/01/2021
PARA - CAMPUS	INSTRUCTIONAL AIDE	OREM ELEMENTARY	03/01/2021
COUNSELOR	COUNSELOR	OREM MIDDLE	03/01/2021
PARA - CAMPUS	INSTRUCTIONAL AIDE	KATY ELEMENTARY	03/01/2021
PARA - CAMPUS	INSTRUCTIONAL AIDE	COLLEGE STATION ELEMENTARY	03/03/2021
AUX - FOOD SERVICE	FOOD SERVICE CASHIER	GRAND PRAIRIE ELEMENTARY	03/04/2021
PARA - CAMPUS	INSTRUCTIONAL AIDE	WM LAKES ELEMENTARY	03/08/2021
PARA - CAMPUS	INSTRUCTIONAL AIDE	KATY ELEMENTARY	03/08/2021
COUNSELOR	COUNSELOR	WINDMILL LAKES HIGH	03/09/2021
PARA - CAMPUS	INSTRUCTIONAL AIDE	SAGINAW ELEMENTARY	03/22/2021
MEDIA SPECIALIST	MEDIA SPECIALIST	KATY/WESTPARK HIGH	03/22/2021
TEACHER	MIDDLE	GARLAND MIDDLE	03/22/2021
NURSE	NURSE	KELLER HIGH	03/29/2021
COUNSELOR	COUNSELOR	EAST FW ELEMENTARY	03/29/2021
TEACHER	HIGH	GARLAND HIGH	03/29/2021
PROF - CAMPUS	INSTRUCTIONAL COACH	KATY ELEMENTARY	03/29/2021

Total employees hired subsequent to 2/17/2021: 25

Total Employee Count for 20/21 SY: 2,100.50

All employees are contingent upon Fingerprint and HR Clearance.



INTERNATIONAL LEADERSHIP OF TEXAS

**Authorized Position Report
March 31, 2021**

20/21 SCHOOL YEAR

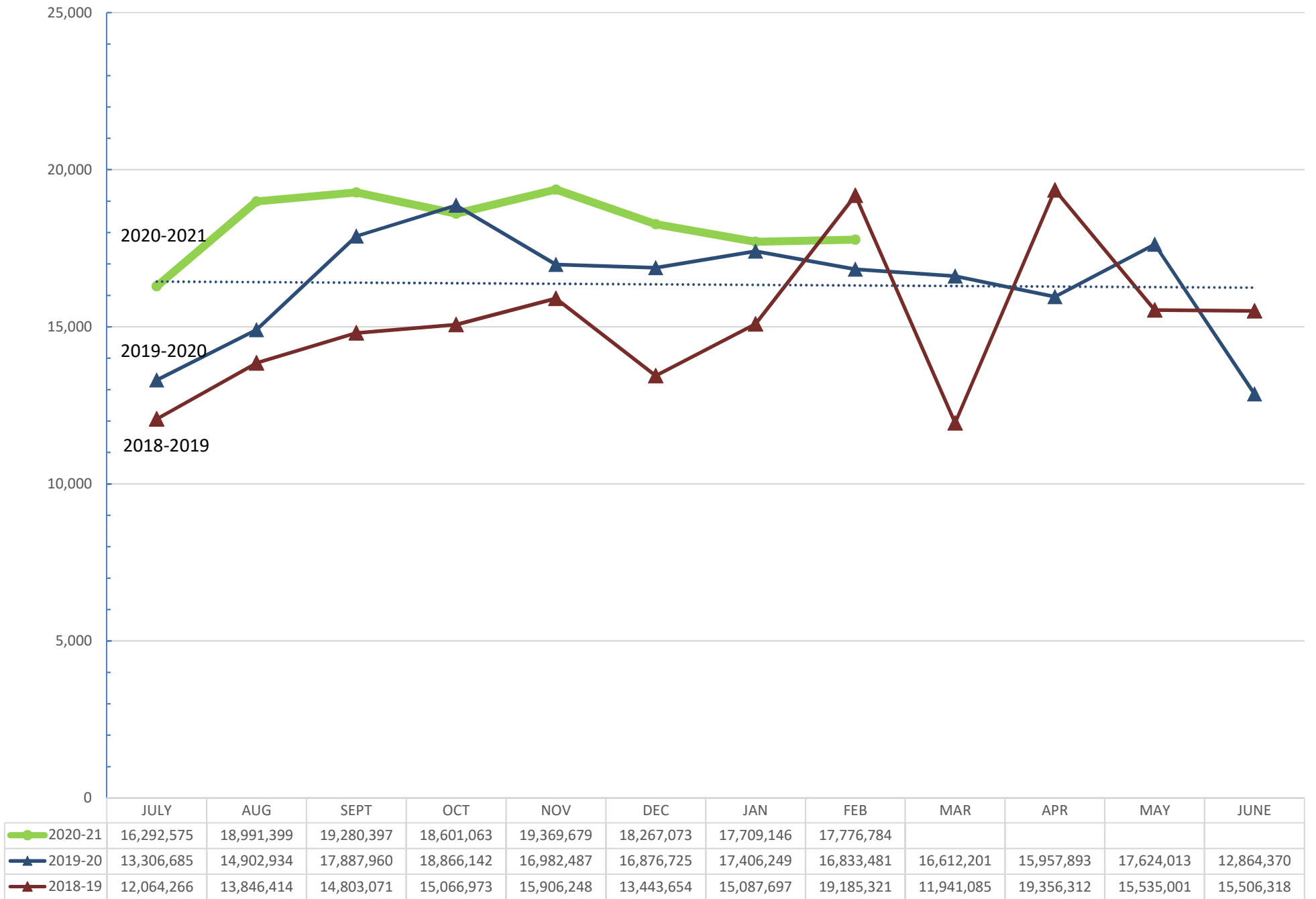
Position	# Positions	Positions Filled	Available FTE	Pending	Unfilled
AUX - FOOD SERVICE	14.00	11.00	3.00		3
AUX - MAINTENANCE	35.00	34.00	1.00		1
AUX - TRANSPORTATION	31.50	18.50	13.00		13
COUNSELOR	51.00	50.00	1.00		1
LIBRARIAN/MEDIA	19.00	19.00	-		-
NURSE	16.00	14.00	2.00	1	1
PARA - CAMPUS	370.00	332.00	38.00	7	31
PARA - DISTRICT	54.50	51.50	3.00		3
PROF - CAMPUS	46.00	41.50	4.50		4.5
PROF - CAMPUS ADMIN	74.00	71.00	3.00		3
PROF - DISTRICT	156.00	149.00	7.00		7
SLP	13.00	11.00	2.00	-	2
SUPERINTENDENT	1.00	1.00	-		-
TEACHER	1,334.00	1,297.00	37.00	7	30
Total	2,215.00	2,100.50	114.5	15	99.5

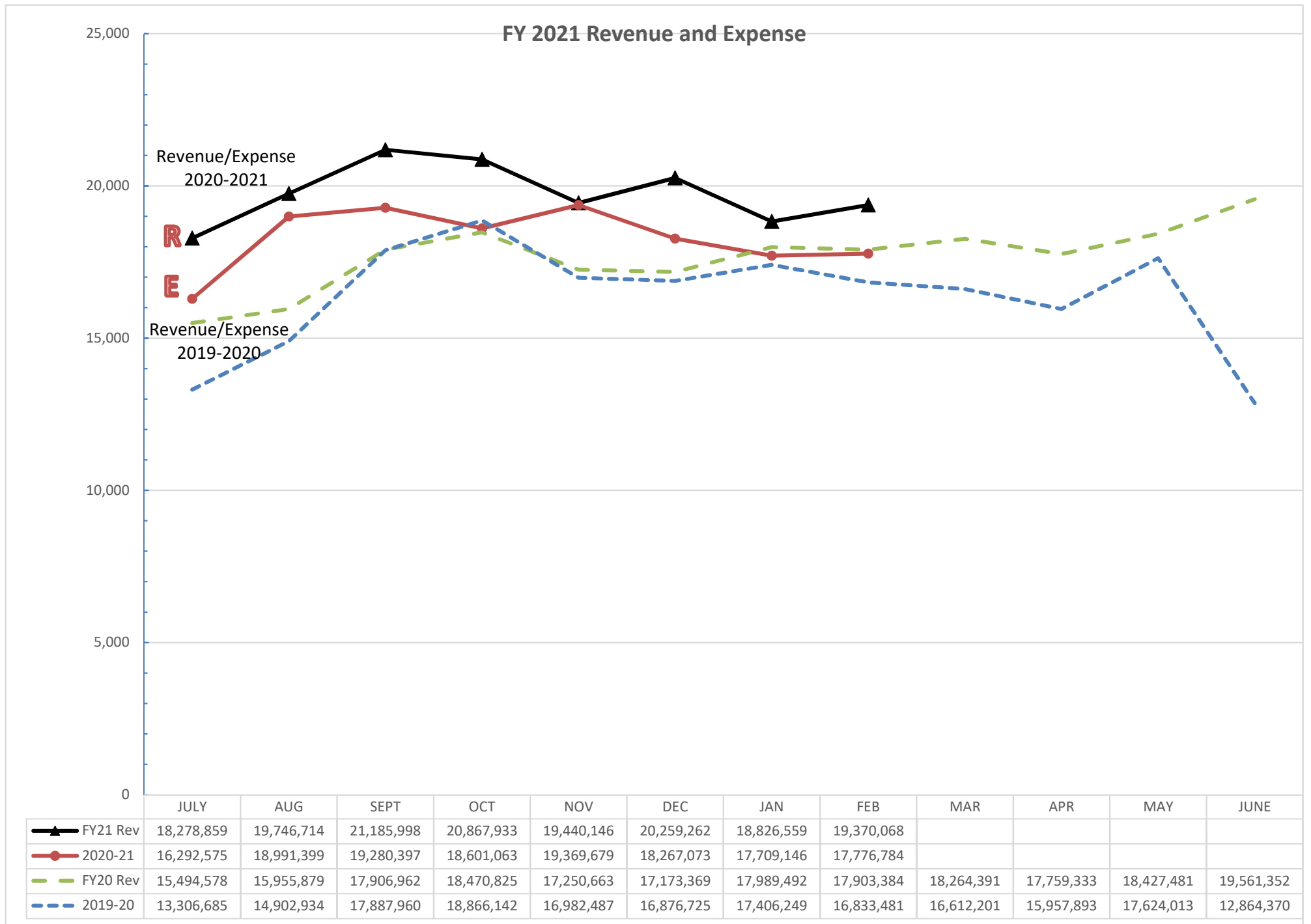
Coversheet

CONSIDER/ACT ON FEBRUARY 2021 FINANCIAL REPORT

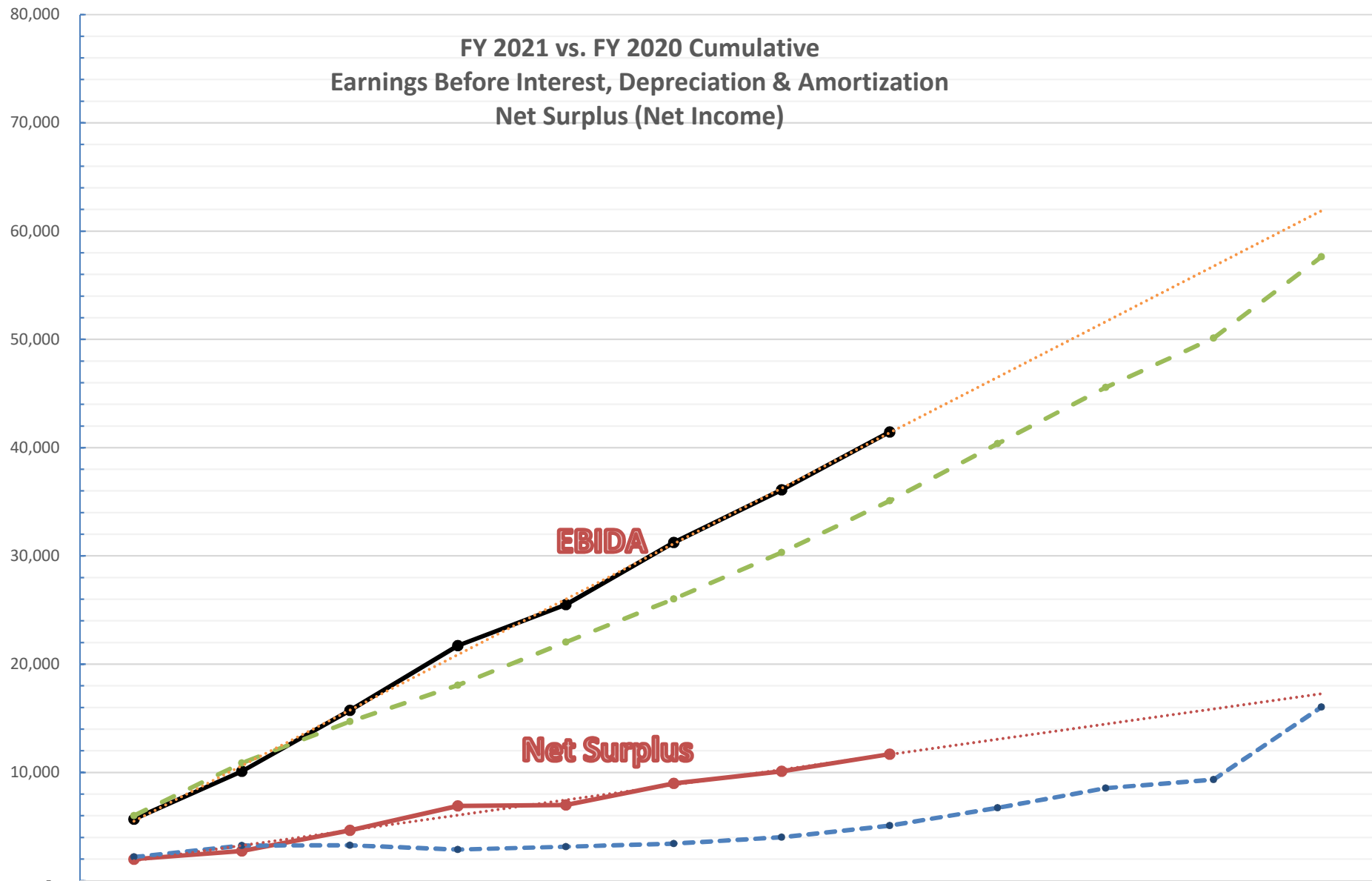
Section:	VI. Board Items for Discussion/Action
Item:	A. CONSIDER/ACT ON FEBRUARY 2021 FINANCIAL REPORT
Purpose:	Vote
Submitted by:	
Related Material:	ILTexas FS 2021-02 Board Report - Financial.pdf

TOTAL MONTHLY EXPENSES





FY 2021 vs. FY 2020 Cumulative Earnings Before Interest, Depreciation & Amortization Net Surplus (Net Income)



INTERNATIONAL LEADERSHIP OF TEXAS

UNAUDITED

Financial Summary

	Jul-20	Aug-20	Sep-20	Oct-20	Nov-20	Dec-20	Jan-21	Feb-21	Mar-21	FYTD 2021
	2020-2021	2020-2021	2020-2021	2020-2021	2020-2021	2020-2021	2020-2021	2020-2021	2020-2021	2020-2021
Base Cash (excl. Excel. Pmt.)	\$ 29,384,172	\$ 28,072,008	\$ 25,089,974	\$ 9,003,344	\$ 8,810,811	\$ 761,902	\$ 12,296,648	\$ 18,247,621		
Accelerated TEA Payment	885,000	-	24,981,000	43,370,000	45,570,000	38,200,000	30,620,000	22,500,000		
Total Ending Cash	\$ 30,269,172	\$ 28,072,008	\$ 50,070,974	\$ 52,373,344	\$ 54,380,811	\$ 38,961,902	\$ 42,916,648	\$ 40,747,621		
<i>Days Cash (excl. Bond Int. Fund)</i>	<i>60.7</i>	<i>51.7</i>	<i>89.3</i>	<i>92.9</i>	<i>95.3</i>	<i>68.5</i>	<i>75.9</i>	<i>72.4</i>		
Bond Interest Fund										
Bond Project Fund	661,126	669,459	677,792	686,126	209,688	218,021	226,355	234,688		
Lease & Notes Payable	\$ 292,099	\$ 279,895	\$ 267,691	\$ 255,487	\$ 243,283	\$ 231,079	\$ 218,875	\$ 206,671		
\$10 million BBVA Revolver	-	-	-	-	-	-	\$ 10,000,000	\$ 10,000,000		
\$35 million BBVA Revolver	-	-	-	-	-	-	n/a	\$ 7,500,000		
Revenues	\$ 18,278,859	\$ 19,746,714	\$ 21,185,998	\$ 20,867,933	\$ 19,440,146	\$ 20,259,262	\$ 18,826,559	\$ 19,370,068		\$ 157,975,540
Less Expenses:										
Payroll Costs	9,232,293	10,190,727	10,298,273	9,814,488	11,246,121	10,571,868	10,152,723	10,038,545		81,545,039
Other Operating	3,358,635	5,133,213	5,274,278	5,074,605	4,403,774	3,947,787	3,806,395	3,984,380		34,983,067
Interest & Amort.	2,580,264	2,546,582	2,551,035	2,551,035	2,551,035	2,551,035	2,551,035	2,551,035		20,433,058
Depreciation	1,121,383	1,120,876	1,156,811	1,160,935	1,168,749	1,196,383	1,198,993	1,202,824		9,326,954
Change in Net Assets	1,986,285	755,315	1,905,601	2,266,870	70,467	1,992,189	1,117,412	1,593,284		11,687,423
EBIDA	\$ 5,687,932	\$ 4,422,774	\$ 5,613,447	\$ 5,978,840	\$ 3,790,251	\$ 5,739,607	\$ 4,867,441	\$ 5,347,144		\$ 41,447,434
Total Liabilities	537,389,783	536,636,329	563,139,618	579,993,296	581,192,923	575,045,733	577,380,469	575,459,210		
Total Equity	20,152,798	20,908,113	22,813,713	25,080,583	25,151,050	27,143,239	28,260,651	29,853,936		
D/E	27 : 1	26 : 1	25 : 1	23 : 1	23 : 1	21 : 1	20 : 1	19 : 1		
Debt Percent	96.4%	96.2%	96.1%	95.9%	95.9%	95.5%	95.3%	95.1%		
Interest = % of Revenue	14.1%	13.5%	13.0%	12.8%	12.8%	12.8%	12.9%	12.9%		
Bond Cash Interest	\$ 2,540,516	\$ 2,510,569	\$ 2,515,022	\$ 2,515,022	\$ 2,515,022	\$ 2,515,022	\$ 2,515,022	\$ 2,515,022		\$ 20,141,220
Bond Principal	483,788	632,705	679,621	679,621	679,621	679,621	679,621	679,621		5,194,220
Other Debt Interest	4,891	1,156	1,156	1,156	1,156	1,156	1,156	1,156		12,983
Other Debt Principal	12,202	12,204	12,204	12,204	12,204	12,204	12,204	12,204		97,630
Cash Debt Service*	\$ 3,041,397	\$ 3,156,634	\$ 3,208,004	\$ 3,208,004	\$ 3,208,004	\$ 3,208,004	\$ 3,208,004	\$ 3,208,004		\$ 25,446,053
D-S Coverage (YTD)	1.9	1.6	1.7	1.7	1.6	1.6	1.6	1.6		1.6
D-S % of Revenue	16.6%	16.3%	15.9%	15.8%	15.9%	15.9%	16.0%	16.1%		16.1%

* Excludes optional pre-payments

INTERNATIONAL LEADERSHIP OF TEXAS - UNAUDITED

Income Statement

	July 2020	Aug-20	Sep-20	Oct-20	Nov-20	Dec-20	Jan-21	Feb-21	Mar-21	Unaudited	Budget	% YTD
	FY 2021	FY 2021	FY 2021	FY 2021	FY 2021	FY 2021	FY 2021	FY 2021	FY 2021	FYTD 2021	FYTD 2021	
Enrollment												
Total Local Support	4,054	22,762	23,047	412,288	54,087	52,819	95,805	79,838	-	744,699	3,457,926	22%
Total State Funds	16,533,012	17,600,754	18,554,245	18,124,127	16,207,537	16,234,845	16,619,406	17,038,492	-	136,912,418	190,870,669	72%
Federal Program Revenues												
Title I (Part A & SIP)	406,544	403,002	682,655	406,003	374,149	435,500	359,595	432,407	-	3,499,853		
Title II	41,217	40,230	34,070	33,918	(25,801)	77,507	34,665	37,630	-	273,436		
Title III & Immigrant	25,003	24,558	25,070	60,431	46,610	38,680	40,041	23,473	-	283,865		
Title IV	12,193	96,463	24,198	18,576	33,116	18,576	54,229	20,298	-	277,649		
IDEA B	194,993	206,700	194,800	225,728	331,842	173,185	202,357	229,191	-	1,758,797		
Carl Perkins Grant	-	31,520	-	-	-	57,814	16,408	29,670	-	135,410		
High-Quality Rep.	169,481	397,865	158,300	51,165	-	152,385	109,427	225,635	-	1,264,258		
CRF	-	-	36,908	757,346	913,003	388,250	448,997	97,595	-	2,642,100		
ESSER State Adj.	-	-	1,152,309	-	-	1,852,141	(835,957)	-	-	2,168,493		
Medicaid Admin. Claim	(1,004)	24,898	795	2,910	6,719	402	465	8,030	-	43,214		
JROTC	10,510	10,510	10,510	10,510	10,510	10,510	10,510	10,658	-	84,229		
Child Nutrition	882,858	887,453	289,091	764,930	1,488,375	766,649	1,670,611	1,137,151	-	7,887,118		-
Total Federal Program Rev.	1,741,794	2,123,199	2,608,706	2,331,518	3,178,522	3,971,599	2,111,347	2,251,738	-	20,318,423	22,812,221	89%
Total Revenues	\$ 18,278,859	\$ 19,746,714	\$ 21,185,998	\$ 20,867,933	\$ 19,440,146	\$ 20,259,262	\$ 18,826,559	\$ 19,370,068	\$ -	\$ 157,975,540	\$ 217,140,816	73%
Expenses												
11 Instructional	7,497,969	9,788,517	9,521,962	7,678,708	9,321,262	8,146,373	7,770,033	8,504,313	-	68,229,138	101,198,547	67%
12 Inst. resources & media	66,188	79,746	116,761	86,902	97,974	84,063	82,253	83,988	-	697,876	1,080,377	65%
13 Curriculum & inst. staff devel.	544,302	609,847	576,032	536,662	639,623	697,568	520,693	511,620	-	4,636,347	7,392,607	63%
21 Instructional leadership	126,074	118,107	121,232	133,733	130,446	135,732	127,030	122,404	-	1,014,757	1,555,137	65%
23 School leadership	782,251	845,237	862,257	861,043	826,876	834,913	867,844	795,480	-	6,675,902	10,377,796	64%
31 Guidance counseling & eval.	345,117	409,366	392,810	704,015	536,428	471,894	439,133	466,388	-	3,765,151	5,509,208	68%
32 Social work services	5,814	5,662	5,365	5,732	5,365	6,531	9,483	8,239	-	52,190	98,088	53%
33 Health services	175,521	161,729	130,912	128,927	134,980	165,518	131,764	132,027	-	1,161,378	1,686,076	69%
34 Student transportation	83,618	104,926	72,796	160,329	128,861	94,113	96,581	102,114	-	843,337	1,545,273	55%
35 Food services	715,101	258,306	343,178	876,025	876,059	693,488	1,323,384	841,928	-	5,927,468	10,377,002	57%
36 Extracurricular activities	87,627	139,383	192,693	104,526	104,800	258,423	126,712	98,168	-	1,112,333	1,593,899	70%
41 General administration	491,792	836,271	669,964	657,879	252,117	507,365	558,444	564,239	-	4,538,071	6,173,190	74%
51 Facilities maintenance & ops.	2,175,365	2,312,062	2,209,094	3,108,856	2,488,624	2,350,546	2,184,446	2,161,609	-	18,990,604	26,883,395	71%
52 Security and Monitoring	-	153,937	68,499	303,215	361,401	257,233	210,229	215,636	-	1,570,150	1,682,668	93%
53 Data processing services	514,972	507,835	1,149,390	537,570	677,226	738,573	465,390	323,531	-	4,914,488	5,467,207	90%
61 Community services	97,995	112,780	276,313	164,798	227,845	272,600	243,585	291,458	-	1,687,375	1,847,315	91%
71 Debt service	2,582,869	2,547,688	2,571,141	2,552,141	2,559,791	2,552,141	2,552,141	2,553,641	-	20,471,553	30,739,952	67%
81 Fundraising	-	-	-	-	-	-	-	-	-	-	10,000	0%
Total Expenses	\$ 16,292,575	\$ 18,991,399	\$ 19,280,397	\$ 18,601,063	\$ 19,369,679	\$ 18,267,073	\$ 17,709,146	\$ 17,776,784	\$ -	\$ 146,288,117	\$ 215,217,736	68%
Change in Total Net Assets	\$ 1,986,285	\$ 755,315	\$ 1,905,601	\$ 2,266,870	\$ 70,467	\$ 1,992,189	\$ 1,117,412	\$ 1,593,284	\$ -	\$ 11,687,423	\$ 1,923,080	

INTERNATIONAL LEADERSHIP OF TEXAS - UNAUDITED**Expenses by Object Code**

<i>See Audit</i> FY 2020			Jul-20	Aug-20	Sep-20	Oct-20	Nov-20	Dec-20	Jan-21	Feb-21	Mar-21	ILTexas
			FY 2021	FY 2021	FY 2021	FY 2021	FY 2021	FY 2021	FY 2021	FY 2021	FY 2021	2020-2021
61--	Payroll Costs	114,394,703	9,232,293 50.5%	10,190,727 51.6%	10,298,273 48.6%	9,814,488 47.0%	11,246,121 57.8%	10,571,868 52.2%	10,152,723 53.9%	10,038,545 51.8%	-	81,545,039 51.6%
6211	LEGAL SERVICES	350,634	20,828	47,262	18,770	22,589	60,767	45,448	75,248	23,752	-	314,666
6212	AUDIT SERVICES	62,810	30,000	30,000	-	-	-	12,520	-	-	-	72,520
6219	PROFESSIONAL SERVICES	-	-	-	-	-	-	-	-	-	-	-
6239	ESC SERVICES	367,681	3,015	106,895	85,885	16,442	112,905	88,083	1,055	7,503	-	421,783
6249	CONTRACTED MAINT/RPR	2,071,924	331,129	316,575	989,104	230,689	16,484	40,547	11,688	13,075	-	1,949,291
6254	INTERNET SERVICES	289,280	36,631	40,793	50,186	49,870	39,357	34,949	34,497	106,761	-	393,044
6255	CELL PHONES	71,997	6,363	6,274	-	12,853	6,289	6,317	6,309	6,200	-	50,606
6256	WATER/WASTE MGMNT	959,296	44,952	75,501	102,049	94,696	126,297	98,855	85,212	68,929	-	696,490
6257	PHONE	209,174	23,917	14,065	17,367	18,472	28,849	28,839	23,492	29,528	-	184,528
6258	ELECTRIC	1,371,374	96,903	116,861	142,133	156,707	132,499	114,795	111,057	106,863	-	977,817
6259	GAS	78,751	2,662	1,074	990	1,304	2,480	13,337	28,698	37,639	-	88,185
6269	RENTALS-OP LEASES	1,666,567	138,075	188,036	132,332	121,678	111,254	92,711	68,370	92,167	-	944,623
6291	CONSULTING SERVICES	-	-	-	-	-	-	-	-	75,222	-	75,222
6297	SECURITY SERVICE/STUDENT	687,119	-	69,587	41,009	230,152	184,797	179,642	137,885	172,052	-	1,015,122
6299/2	Food Service Contracted Services	-	679,165	204,517	285,528	824,813	824,823	648,850	169,155	774,107	-	4,410,956
6299	MISC. CONTRACTED SERVICE	19,209,125	699,876	987,460	1,393,718	817,609	1,614,952	1,222,369	2,227,258	960,231	-	9,923,472
62--	Professional and Contracted Svcs.	27,395,734	2,113,515	2,204,900	3,259,069	2,597,873	3,261,752	2,627,262	2,979,924	2,474,030	-	21,518,324
6311	FUEL	119,741	2,922	63	5,681	5,044	7,331	7,799	7,496	6,491	-	42,827
6319	SUPPLIES M/O	735,093	56,195	163,979	119,433	330,263	57,032	136,700	234,841	120,228	-	1,218,671
6321	TEXTBOOKS	662,599	328,842	949,023	449,078	286,015	457,518	288,671	14,610	-	-	2,773,756
6329	READING MATERIALS	505,087	128,632	47,455	101,600	74,896	65,700	14,411	16,439	129,055	-	578,188
6339	TESTING MATERIALS	151,692	-	-	6,790	6,018	-	9,223	1,683	170	-	23,884
6398	DISCRETIONARY MATERIALS	600,000	60,000	60,000	60,000	60,000	60,000	60,000	60,000	60,000	-	480,000
6399	GENERAL SUPPLIES	6,639,965	373,128	1,331,491	875,993	367,812	635,367	597,237	396,383	1,085,833	-	5,663,242
6631	F&E / GRANT FUNDED	-	-	223,348	-	-	(223,348)	-	-	-	-	-
6639	F&E / GRANT FUNDED	79,185	-	-	20,250	(20,250)	-	-	27,930	27,930	-	55,860
6669	F&E / GRANT FUNDED	333,173	4,337	-	115,638	-	-	2,443	-	374	-	122,791
63+66	Other Supplies & Materials	9,826,536	954,056	2,775,358	1,754,462	1,109,798	1,059,599	1,116,483	759,382	1,430,080	-	10,959,219
6411	EMPLOYEE TRAVEL	519,590	2,766	9,733	9,911	17,181	24,620	25,367	30,362	31,440	-	151,381
6412	TRAVEL-STUDENTS	49,573	-	-	-	235	1,319	-	-	-	-	1,554
6419	TRAVEL--NON-EMP	2,155	-	-	-	-	-	-	-	-	-	-
6429	INS/BONDING COSTS	1,366,564	187,167	86,993	-	1,274,627	30,212	3,470	-	10,733	-	1,593,202
6449	DEPR EXP	13,796,892	1,121,383	1,120,876	1,156,811	1,160,935	1,168,749	1,196,383	1,198,993	1,202,824	-	9,326,954
6494	RECLASS TRANSP EXP	(60,400)	-	-	-	-	-	-	-	-	-	-
6495	MEMBERSHIPS AND DUES	213,411	-	6,265	158,558	13,190	12,271	1,494	8,962	438	-	201,177
6497	DYSLEXIA	-	-	-	2,900	-	(2,900)	(0)	-	1,200	-	1,200
6498	Campus Discr. Fund	-	-	-	-	-	310	1,469	17,615	5,922	-	25,315
6499	MISC OP COSTS	2,435,047	98,525	48,859	69,272	60,595	7,835	171,136	9,045	27,931	-	493,198
64--	Other Operating Expenses	18,322,832	1,409,841	1,272,726	1,397,452	2,526,763	1,242,416	1,399,318	1,264,976	1,280,488	-	11,793,981
6521	INT ON BONDS	27,283,527	2,539,410	2,509,464	2,513,917	2,513,917	2,513,917	2,513,917	2,513,917	2,513,917	-	20,132,374
6522	CAPTL LEASE INT	(150,984)	1,155	1,156	1,156	1,156	1,156	1,156	1,156	1,156	-	9,247
6523	INT ON DEBT	147,221	3,736	-	-	-	-	-	-	-	-	3,736
6524	AMRT BOND ISSUE COSTS	503,247	35,963	35,963	35,963	35,963	35,963	35,963	35,963	35,963	-	287,701
6525	AMRT BOND PREM/DISC	-	1,106	1,106	1,106	1,106	1,106	1,106	1,106	1,106	-	8,846
6599	OTHER DEBT FEES	118,356	1,500	-	19,000	-	7,650	-	-	1,500	-	29,650
7950	Gain - Asset Recovery	(220,033)	-	-	-	-	-	-	-	-	-	-
Total Expenses		\$ 197,621,140	\$ 16,292,575	\$ 18,991,399	\$ 19,280,397	\$ 18,601,063	\$ 19,369,679	\$ 18,267,073	\$ 17,709,146	\$ 17,776,784	\$ -	\$ 146,288,117

INTERNATIONAL LEADERSHIP OF TEXAS - UNAUDITED**Expenses by Object Code**

<i>See Audit</i>		Jul-20	Aug-20	Sep-20	Oct-20	Nov-20	Dec-20	Jan-21	Feb-21	Mar-21	ILTexas
<i>FY 2020</i>		FY 2021	FY 2021	FY 2021	FY 2021	FY 2021	FY 2021	FY 2021	FY 2021	FY 2021	2020-2021
6111	SALARY CONTROL	160	-	-	-	-	-	-	-	-	-
6112	SALARIES/WAGES SUB TEACH	1,548,436	-	10,338	65,297	75,875	106,360	86,519	120,067	138,712	-
6117	EXTRA DUTY/PROFESSIONAL	806,533	102,098	20,940	34,820	10,049	309,811	108,103	41,539	28,732	-
6118	STIPENDS/PROFESSIONAL	3,254,074	271,458	307,143	298,650	316,744	294,757	423,025	320,168	325,387	-
6119	SALARIES/WAGES TEACHERS/PROFE	70,753,940	6,177,877	7,279,491	7,338,388	7,346,368	8,202,952	7,508,640	7,338,042	7,248,152	-
6121	O/T SUPPORT PERSONNEL	571,524	14,360	85,302	34,940	27,863	24,334	23,979	32,373	21,582	-
6127	EXTRA DUTY PAY/SUPPORT PERSN	171,158	7,479	16,496	11,515	15,076	21,800	34,734	14,930	15,357	-
6129	SALARIES/WAGES SUP PERSNL	10,193,479	1,331,643	970,973	971,286	973,019	951,302	981,190	983,984	976,213	-
6139	EMPLOYEE ALLOWANCES	224,982	919	500	-	-	-	76,384	1,979	333	-
6141	FICA/MEDICARE	1,165,668	110,338	118,783	119,596	119,695	135,666	125,526	123,938	122,573	-
6142	GRP HLTH/LIFE INS	5,664,946	552,360	542,065	627,552	637,718	628,851	632,132	630,343	627,796	-
6143	WORKERS'COMP	322,432	201,200	276,388	276,388	(278,688)	-	2,398	-	-	-
6146	TRS	4,235,016	337,561	437,309	394,841	445,769	445,287	444,239	420,360	408,709	-
6149	EMPLOYEE BENEFITS	(998)	-	-	-	-	-	-	-	-	-
6179	PAYROLL ACCRUAL	15,483,352	125,000	125,000	125,000	125,000	125,000	125,000	125,000	125,000	-
61--	Payroll Costs	114,394,703	9,232,293	10,190,727	10,298,273	9,814,488	11,246,121	10,571,868	10,152,723	10,038,545	-
			50.5%	51.6%	48.6%	47.0%	57.8%	52.2%	53.9%	51.8%	51.6%
PAYROLL BY DESIGNATED FUNDS SOURCE											
4XX State & Local Funded	107,981,338	8,646,232	9,647,701	9,698,952	9,235,567	10,661,465	9,889,477	9,535,618	9,468,876	-	76,783,887
240 Child Nutrition	591,144	29,884	34,316	56,741	49,093	50,886	44,176	51,061	46,656	-	362,812
211 TITLE I, A	2,830,596	312,429	240,481	277,602	265,295	270,438	327,652	305,151	264,289	-	2,263,338
224 IDEA, B FORMULA	1,993,437	169,638	193,447	190,553	190,675	190,673	185,259	184,574	183,322	-	1,488,142
244 CATE - BASIC	894	-	902	-	-	-	-	-	-	-	902
255 TITLE II, A	499,778	37,635	38,532	32,632	32,487	31,082	68,337	32,875	34,120	-	307,700
263 TITLE III, A	259,277	24,521	17,631	24,001	23,579	23,785	23,750	24,002	21,841	-	183,110
266 SFSF	106,079	-	-	-	-	-	-	-	-	-	-
276 ????	-	-	-	-	-	-	15,426	-	-	-	15,426
289 FED TEMP RESTR NET ASSETS	132,160	11,954	17,718	17,792	17,792	17,792	17,793	19,441	19,441	-	139,722
Federal Funds	5,822,221	556,177	508,711	542,580	529,828	533,770	638,216	566,044	523,013	-	4,398,339
61--	Payroll Costs	114,394,703	9,232,293	10,190,727	10,298,273	9,814,488	11,246,121	10,571,868	10,152,723	10,038,545	-
			50.5%	51.6%	48.6%	47.0%	57.8%	52.2%	53.9%	51.8%	51.6%

2020-2021 Capital Projects

L	Vacant Land	6,587,344
F	Real Property and Improvements	31,504,685
V	Vehicles & Equipment	1,388,982
T	Technology	1,168,435
Total		\$ 40,649,446

2020-2021 Capital Projects Detail

	July	Aug	Sep	Oct	Nov	Dec	Jan	Feb	Year-to-Date	Prior Year
Net cash used in investing	648,716	1,130,180	4,977,963	10,904,753	1,236,011	13,292,519	2,029,873	2,429,431	40,649,446	3,479,548
Tarrant Area Projects									4,729,358	
F KSHS Expansion and Field	321,266	80,702	148,891	511,153	807,816	493,074	627,357	973,679	3,963,938	550,412
F Arlington-Grand Prairie HS Expansion		8,232							8,232	22,000
F Air Handling Additions - SK8 & EFWK8	166,321		430,983			159,884			757,188	1,914,968
Dallas County Area Projects									3,776,842	
F Lancaster-DeSoto HS Gym/Classroom Build		17,400							17,400	475,433
F So. Dallas County HS Building Ground-up	1,511	7,162	21,279	58,671	24,211	164	79,865	59,604	252,467	6,308
L South Dallas HS - Land						3,506,975			3,506,975	
Houston Area Projects									22,315,072	
F Katy-Westpark HS Expansion	15,263	6,900	61,990	718,838	44,870	764,074	852,227	895,924	3,360,086	346,918
F WMLOHS Remodel of Church	23,200	1,745	2,204	20,250	30,364	50,161	61,029	111,760	300,713	30,685
F WMLOHS Church Purchase	10,000		4,000	9,046,364	172				13,060,536	50,000
F College Station - Lease	11,155	26,591	177,549	504,396	104,440	929,758	409,394	350,085	2,513,368	82,825
L College Station - Land		22,240	3,003,749	28,900		25,480			3,080,369	
District and District-Wide Projects									9,828,174	
F Headquarters Building Purchase	100,000			5,000		7,153,812			7,258,812	
F Headquarters Building Remodel				11,155	790				11,945	
T Computers & Hotspots		424,400	125,225						549,625	
T HP Probooks			206,985						206,985	
T Xerox Copiers		411,825							411,825	
V Buses (9 total)			750,101	26	223,348	140,006			1,113,481	
V Vehicles (4 Venue, 1 Highlander, 2 Cargo Van, 1 Pickup)		122,983	45,007			69,131		38,380	275,501	

INTERNATIONAL LEADERSHIP OF TEXAS - UNAUDITED

BALANCE SHEET

Assets	Beginning	Jul-20	Aug-20	Sep-20	Oct-20	Nov-20	Dec-20	Jan-21	Feb-21
Current assets:									
Cash and cash equivalents	\$ 57,332,076	\$ 30,269,172	\$ 28,072,008	\$ 50,070,974	\$ 52,373,344	\$ 54,380,811	\$ 38,961,902	\$ 42,916,648	\$ 40,747,621
Cash, bond project and maintenanc fund	652,792	661,126	669,459	677,792	686,126	209,688	218,021	226,355	234,688
Cash, bond debt service funds	17,473,186	17,473,186	17,473,186	17,473,186	17,473,186	17,473,186	17,473,186	17,473,186	17,473,186
Cash, debt service reserve fund	38,393,859	38,393,859	38,393,859	38,393,859	38,393,859	38,393,859	38,393,859	38,393,859	38,393,859
Due from government agencies	30,998,333	30,863,695	33,142,272	35,722,708	38,784,901	38,452,870	37,608,476	36,274,333	36,876,611
Other current assets	194,376	97,188	-	-	3,833	7,667	11,500	3,833	7,667
Total current assets	145,044,621	117,758,225	117,750,783	142,338,518	147,715,248	148,918,079	132,666,943	135,288,212	133,733,630
Non-current assets:									
Land	38,839,724	38,839,724	38,839,724	38,839,724	38,839,724	42,839,724	46,346,699	46,346,699	46,346,699
Buildings	429,746,529	429,746,529	429,746,529	429,746,529	429,746,529	438,857,065	438,857,065	439,086,929	439,086,929
Furniture and equipment	16,338,873	16,338,873	17,673,789	18,005,998	18,005,998	18,005,998	18,005,998	18,005,998	18,005,998
Vehicles	3,133,997	3,133,997	3,133,997	3,301,987	4,052,114	4,275,462	4,484,599	4,484,599	4,522,979
Less: Accumulated depreciation	(51,780,338)	(52,901,721)	(54,022,597)	(55,179,408)	(56,340,343)	(57,509,092)	(58,705,475)	(59,904,468)	(61,107,292)
Construction in Process	3,978,238	4,626,953	4,422,218	8,899,983	23,054,609	10,956,737	20,533,143	22,333,151	24,724,203
Total non-current assets	440,257,023	439,784,355	439,793,659	443,614,813	457,358,631	457,425,894	469,522,029	470,352,909	471,579,515
Total assets	\$ 585,301,644	\$ 557,542,580	\$ 557,544,441	\$ 585,953,331	\$ 605,073,879	\$ 606,343,973	\$ 602,188,972	\$ 605,641,121	\$ 605,313,146
Liabilities and Net Assets									
Current Liabilities:									
Accounts payable	4,046,289	2,357,683	2,956,218	4,906,139	3,640,022	3,143,143	4,918,873	5,420,293	4,692,969
Accrued payroll	14,014,968	14,140,142	14,241,662	14,384,824	14,516,810	14,643,323	14,770,029	14,881,267	15,009,762
Accrued interest	10,954,330	10,954,330	10,954,330	10,954,330	10,954,330	10,954,330	10,954,330	10,954,330	10,954,330
Student activity funds	748,529	725,535	764,867	848,828	848,564	871,505	862,898	855,995	844,582
Deferred revenue	3,741,587	1,041,587	156,587	25,137,587	43,780,418	45,982,227	38,595,965	30,979,704	22,823,442
Lease liabilities, current	146,446	144,095	141,743	139,391	137,039	134,687	132,335	129,983	127,631
Notes payable, current	-	-	-	-	-	-	-	-	-
Bonds, current maturities	5,805,455	6,012,924	6,220,402	6,427,880	6,635,358	6,842,836	7,050,314	7,257,792	7,465,270
Total current liabilities	39,457,605	35,376,296	35,435,808	62,798,980	80,512,541	82,572,051	77,284,744	70,479,363	61,917,987
	3.7	3.3	3.3	2.3	1.8	1.8	1.7	1.9	2.2
Long-term liabilities:									
Lease liabilities, long-term	157,855	148,004	138,152	128,300	118,448	108,596	98,744	88,892	79,040
Notes payable, long-term	25,000,000	-	-	-	-	-	-	10,000,000	17,500,000
Bonds payable, long-term	514,768,197	514,076,940	513,236,757	512,349,658	511,462,559	510,575,460	509,688,360	508,801,261	507,914,162
Bonds payable, premium net issue costs	(12,248,525)	(12,211,457)	(12,174,389)	(12,137,320)	(12,100,252)	(12,063,184)	(12,026,116)	(11,989,047)	(11,951,979)
Total long-term liabilities	527,677,527	502,013,487	501,200,521	500,340,638	499,480,755	498,620,872	497,760,989	506,901,106	513,541,223
Total liabilities	90.2% 567,135,131	537,389,783	536,636,329	563,139,618	579,993,296	581,192,923	575,045,733	577,380,469	575,459,210
Net assts (deficit):									
Beginning balance	16,829,679	18,165,597	18,165,597	18,165,597	18,165,597	18,165,597	18,165,597	18,165,597	18,165,597
Current year change in net assets	1,336,834	1,987,200	2,742,515	4,648,116	6,914,986	6,985,453	8,977,642	10,095,054	11,688,338
Total net assets	18,166,513	20,152,798	20,908,113	22,813,713	25,080,583	25,151,050	27,143,239	28,260,651	29,853,936
Total liabilities and net assets	\$ 585,301,644	\$ 557,542,580	\$ 557,544,441	\$ 585,953,331	\$ 605,073,879	\$ 606,343,973	\$ 602,188,972	\$ 605,641,121	\$ 605,313,146

INTERNATIONAL LEADERSHIP OF TEXAS - UNAUDITED

CASH FLOWS

	Jul-20	Aug-20	Sep-20	Oct-20	Nov-20	Dec-20	Jan-21	Feb-21	FYTD
Operating activities:									
Increase in net assets	\$ 1,986,285	\$ 755,315	\$ 1,905,601	\$ 2,266,870	\$ 70,467	\$ 1,992,189	\$ 1,117,412	\$ 1,593,284	\$ 11,687,423
Adjustments to change in net assets:									
Depreciation	1,121,383	1,120,876	1,156,811	1,160,935	1,168,749	1,196,383	1,198,993	1,202,824	9,326,954
Amortization of debt issuance cost	37,068	37,068	37,068	37,068	37,068	37,068	37,068	37,068	296,546
Change in cash held in trust	-	-	-	-	-	-	-	-	-
Changes in assets:									-
Due from Texas Education Agency	134,637	(2,278,576)	(2,580,436)	(3,062,193)	332,031	844,394	1,334,143	(602,278)	(5,878,278)
Other current assets	97,188	97,188	-	(3,833)	(3,833)	(3,833)	7,667	(3,833)	186,709
Changes in liabilities:									
Accounts payable and accruals	(1,586,427)	739,386	2,177,046	(1,134,396)	(347,424)	1,893,829	605,755	(610,241)	1,737,527
Net cash provided by operations	1,790,134	471,258	2,696,090	(735,549)	1,257,058	5,960,029	4,301,038	1,616,824	17,356,881
TEA accel. payments (deferred rev.)	(2,700,000)	(885,000)	24,981,000	18,642,831	2,201,809	(7,386,262)	(7,616,262)	(8,156,262)	19,081,855
Investing activities:									
Misc. purchases & timing adjustments	1	0	(1)	0	(0)	0	(1)	0	(1)
Tarrant - Keller Sag HS Expansion & Field	(321,266)	(80,702)	(148,891)	(511,153)	(807,816)	(493,074)	(627,357)	(973,679)	(3,963,939)
Tarrant - Air Handling - Sag. K-8 & EFW	(166,321)		(430,983)			(159,884)			(757,188)
Tarrant - Arlington-GP HS Expansion		(8,232)							(8,232)
Dallas - LDHS Gym/Classroom Build		(17,400)							(17,400)
Dallas - S Dallas Co HS Land						(3,506,975)			(3,506,975)
Dallas - S Dallas Co HS Building Ground-up	(1,511)	(7,162)	(21,279)	(58,671)	(24,211)	(164)	(79,865)	(59,604)	(252,467)
Dallas - Headquarters Building Purchase	(100,000)			(5,000)		(7,153,812)			(7,258,812)
Dallas - Headquarters Building Remodel				(11,155)	(790)				(11,945)
Houston - Katy/Westpark HS Expansion	(15,263)	(6,900)	(61,990)	(718,838)	(44,870)	(764,074)	(852,227)	(895,924)	(3,360,085)
Houston - WMLOHS Church Purchase	(10,000)		(4,000)	(13,046,364)	(172)				(13,060,536)
Houston - WMLOHS Remodel	(23,200)	(1,745)	(2,204)	(20,250)	(30,364)	(50,161)	(61,029)	(111,760)	(300,713)
Houston - College Station HS - Lease	(11,155)	(26,591)	(177,549)	(504,396)	(104,440)	(929,758)	(409,394)	(350,085)	(2,513,369)
Houston - College Station HS - Land/Building		(22,240)	(3,003,749)	(28,900)		(25,480)			(3,080,369)
Computers & Hotspots		(424,400)	(332,210)						(756,610)
Xerox Copiers		(411,825)							(411,825)
District Busses (9 total)			(750,101)	(26)	(223,348)	(140,006)			(1,113,481)
Vehicles (4 Venue, 1 Highlander, 3 Cargo Vans)		(122,983)	(45,007)			(69,131)		(38,380)	(275,500)
Net cash used in investing	(648,715)	(1,130,180)	(4,977,965)	(14,904,753)	(1,236,012)	(13,292,517)	(2,029,873)	(2,429,431)	(40,649,446)
Cash flows from (to) financing activities:									
Principal paid on Bond debt obligations	(483,788)	(632,705)	(679,621)	(679,621)	(679,621)	(679,621)	(679,621)	(679,621)	(5,194,220)
Principal paid on Other debt obligations	(12,202)	(12,204)	(12,204)	(12,204)	(12,204)	(12,204)	(12,204)	(12,204)	(97,630)
Bank loan - \$10M Revolver	(10,000,000)						10,000,000		-
Bank loan - \$25M Revolver	(15,000,000)							7,500,000	(7,500,000)
Cash provided (used) by financing	(25,495,990)	(644,909)	(691,825)	(691,825)	(691,825)	(691,825)	9,308,175	6,808,175	(12,791,850)
Net increase (decr) in cash & equivalents	(27,054,571)	(2,188,831)	22,007,299	2,310,703	1,531,029	(15,410,575)	3,963,079	(2,160,693)	(17,002,560)
Cash and cash equivalents at beginning of period	57,984,869	30,930,298	28,741,467	50,748,766	53,059,469	54,590,499	39,179,924	43,143,002	57,984,869
Cash and cash equivalents at end of period	30,930,298	28,741,467	50,748,766	53,059,469	54,590,499	39,179,924	43,143,002	40,982,309	40,982,309

Coversheet

CONSIDER/ACT ON DRAFT OF 2021-2022 ACADEMIC CALENDAR

Section:	VI. Board Items for Discussion/Action
Item:	B. CONSIDER/ACT ON DRAFT OF 2021-2022 ACADEMIC CALENDAR
Purpose:	Vote
Submitted by:	
Related Material:	ILTexas 2021-2022 Calendar.pdf

Coversheet

CONSIDER/ACT TO AUTHORIZE ADMINISTRATION TO ACQUIRE LAND FOR PROPOSED FT. BEND COUNTY EXPANSION CAMPUS

Section: VI. Board Items for Discussion/Action
Item: C. CONSIDER/ACT TO AUTHORIZE ADMINISTRATION TO ACQUIRE
LAND FOR PROPOSED FT. BEND COUNTY EXPANSION CAMPUS
Purpose: Vote
Submitted by:
Related Material: This Page is Blank.docx

This Page is Blank