



Wesley International Academy

March Board Meeting

Date and Time

Tuesday March 20, 2018 at 6:00 PM EDT

Location

WIA Media Center

The March meeting of the WIA Board of Directors will take place on Tuesday March 20, 2017 beginning at 6:00pm in the WIA Media Center. We hope to see as many stakeholders attend as possible.

Agenda

	Purpose	Presenter	Duration
I. Opening Items			
A. Record Attendance and Guests		Thomas Ryan-Lawrence	5 m
B. Call the Meeting to Order		Beth Gay	1 m
C. Approve Minutes	Approve Minutes	Beth Gay	2 m
Approve Minutes from February regularly scheduled meeting			
Approve minutes for February Board Meeting on February 20, 2018			
D. Approve "Emergency Board Meeting" minutes from March 6, 2018	Approve Minutes	Beth Gay	2 m
Approve minutes for Emergency Board Meeting on March 6, 2018			
II. Executive Director Updates			
A. Monthly Report	FYI	Jason Marshall	5 m
Instructional Leadership-Data presentation			
HR Management-Contracts			
Community relations-Development Dinners			
B. Charter Renewal Update with GaDOE	FYI	Jason Marshall	5 m
<ul style="list-style-type: none"> • Clarification submitted as requested on March 7, 2018 • Anticipate recommendation for the March GaDOE Board Meetings (March 21-22, 2018) - please plan to attend those meetings, if possible 			

- As of agenda drafting, GaDOE March Agenda and Meeting Schedule is not yet available online
- Draft charter contract being vetted and negotiated on our behalf by one of our attorneys, Chris Adams
 - Weighted lottery
 - Annual financial income

C. MYP Updates FYI Donald Mason 15 m

Overall average on each benchmark for each subject area (Math, SS, Science, ELA).

Growth by grade level for each subject area.

SPED performance data for ELA/Math

D. PYP Updates FYI Anita Lawrence 15 m

Overall average on each benchmark for each subject area (Math, SS, Science, ELA).

Growth by grade level for each subject area.

SPED performance data for ELA/Math

E. Public Comments FYI Thomas Ryan-Lawrence 5 m

Public comments are encouraged and must remain in accordance with WIA policies and procedures. The board allows any stakeholder an open forum to state their comments during any regularly scheduled or special meeting of the Board of Directors.

- Public comments are limited to 2 minutes per person.
- This is not a question and answer session, but rather an opportunity for stakeholders to share their thoughts and opinions in a respectful manner.
- Those wishing to comment to should sign up in advance of the meeting via https://docs.google.com/forms/d/1F-1HHyOAtNISLHxyfyZ9e_a3DPZZBCX7bubkbqZ9nIY/viewform. **Please note, online sign up will close fifteen minutes before the start of the meeting.** Those wishing to speak that have not signed up online in advance of the meeting may sign up in person prior to the beginning of the board meeting.
- In the interest of time, all policies and procedures, specifically time limits, will be strictly enforced.

III. Board Chair Updates

A. Dashboard Creation Discuss Beth Gay 5 m

- Mazie Lynn asking to deferred until May 2018 in light of demands of charter renewal, ByLaws updates and pending child birth
 - Introduce dashboard concept for Board meetings and solicit ideas for what to include.
 - Original aim to begin March 2018
- If you have suggestions for what to include, please email them to Mazie Lynn

B. Board Donations due by May 1st FYI Beth 5 m

IV. Academic Excellence

A. Committee Report FYI Darryl Holloman 10 m

V. Development

A. Committee Report FYI Katie Delp 10 m

- Unapproved Committee Minutes in BOT - Please approve prior to next full board meeting

VIII. Other Business

A. PTSA Board Meeting FYI Darryl Holloman 10 m

February meeting held on February 6th; attended by Darryl Holloman.

March meeting held on March 6th; attended by Nicole Jones.

April meeting to be held April 10th and will be attended by Elisa Buckner

IX. Closing Items

A. Adjourn Meeting Vote

Cover Sheet

Approve Minutes

Section: I. Opening Items
Item: C. Approve Minutes
Purpose: Approve Minutes
Submitted by:
Related Material: Minutes for February Board Meeting on February 20, 2018



Wesley International Academy

Minutes

February Board Meeting

Date and Time

Tuesday February 20, 2018 at 6:00 PM

Location

WIA Media Center

The December meeting of the WIA Board of Directors will take place on Tuesday February 20, 2017 beginning at 6:00pm in the WIA Media Center. We hope to see as many stakeholders attend as possible.

Directors Present

B. Gay, C. Hill, E. Buckner, J. Hansen, M. Causey, N. Jones (remote), S. Burnes, T. Ryan-Lawrence, T. Tidwell

Directors Absent

D. Holloman, K. Delp

Directors Arrived Late

N. Jones

Directors Left Early

T. Tidwell

Ex-Officio Members Present

J. Marshall

Non Voting Members Present

J. Marshall

Guests Present

A. Chung, A. Pullen, D. Mason, Dana Roberts

I. Opening Items

A. Record Attendance and Guests

B. Call the Meeting to Order

B. Gay called a meeting of the board of directors of Wesley International Academy to order on Tuesday Feb 20, 2018 @ 6:07 PM at WIA Media Center.

C. Approve Minutes

C. Hill made a motion to approve minutes from the January Board Meeting on 01-16-18.

T. Tidwell seconded the motion.

The board **VOTED** unanimously to approve the motion.

Roll Call

C. Hill	Aye
B. Gay	Aye
M. Causey	Aye
N. Jones	Absent
T. Ryan-Lawrence	Aye
J. Hansen	Aye
D. Holloman	Absent
K. Delp	Absent
E. Buckner	Aye
S. Burnes	Aye
T. Tidwell	Aye

II. Executive Director Updates

A. Monthly Report

We have had a lot going on. We have been testing, going through benchmark data, getting ready for milestones.

Feel as though the ship is beginning to turn with the staff and what the expectations are. Teachers are coming to meetings prepared and ready to discuss what needs to happen to move WIA student body to the next level.

Anthony Chung: China Night and YCT Testing Plan.

China night was sold out! 2018 China night event profit total \$5502.27 and an addition \$77 in Chinese shirt profits. Increased price over 2017. Around 135 students involved in the program; goal is to increase the number of students involved to thereby increase the attendance. Would need to look at another venue, as we sold out MJHS facility. Capacity of MJHS is 504. Would like to find another venue within the community. Goal would be to stretch to a two-night event.

YCT:

Youth Chinese Test - international recognized Chinese proficiency standardized test. Currently, optional. This year, we have 167 people registered out of 780 students. Goal is to increase this number. Would like to offer all students from 3rd to 8th to take YCT (640 students), but need to put this in the budget. Cost of the test is \$28 before the \$10 WIA discount, which was pulled this year. WIA will make up the \$10 difference this year. Currently, the test is on Saturday, would like to have it moved to a week day and administered at the school. Would like to

propose we enroll all students 3rd through 8th, but at a 50% discount and the balance is covered by Kennesaw State University.

Dana Roberts: After school tutorial program
28 teachers are involved in the after school tutorial program. We are offering \$50 per hour for certified personnel and \$30 per hour for non-certified personnel.

Also, received a waiver on Title I funds for non-highly qualified teachers to provide tutorial program. Title I is covering \$30 per hour per teacher, so the school is subsidizing the difference for certified personnel through the general fund. Tutoring is an hour long and students are provided a snack. Saturday is 3 hours.

Invited 127 students. After 2 weeks, we've had the following attendance:

28 - Tuesday

52 - Thursday

5 - Saturday (gateway grades only - 3rd, 5th and 8th)

Sent out another round of invitations

71 - Tuesday

78 - Thursday

9 - Saturday (gateway grades only - 3rd, 5th and 8th)

May need to rethink the Saturday option as the attendance is not what we want it to be.

Need data to be able to show the effectiveness of tutoring program; need to be able to look at the individual students and the change in their test scores as a result of tutoring.

Ms. Thompson - Tutoring

Teachers are provided with an instructional road map for each tutoring session. Using the State content weights, teachers administer a pretest, facilitate domain specific lessons, followed up by a post test. Pre-Test data is organized and to provide teachers with guidelines on small group instructions as well as one-on-one remediation.

N. Jones arrived late.

B. Charter Renewal Update with GaDOE

Have not yet heard back from the GaDOE. Interview was on February 9th. Board should be proud and the entire WIA population should be proud. The group that represented WIA did a fantastic job. Felt as though we really impressed the State and are looking forward to moving forward.

Thank you to the board and staff for all of the effort put into Charter Renewal process.

C. MYP Updates

Dr. Pullen: Study Island used for benchmarks.

Math - appears students are performing better at the end of the day and in particular, when they are in the Math teacher's homeroom. Look at 5 benchmarks. Goal is to have students tracking above 70%. Data includes SPED students taught in a co-taught classroom. Data is not trending above 70% for any grade level.

6th grade - highest benchmark score of all three grades in math; 66% on benchmark 5

7th grade - 63% on benchmark 5

8th grade - lowest benchmark scores of all three grades in math; 57% on benchmark 5

Students showing growth from benchmark one to five:

6th grade - 60%

7th grade - 64%
8th grade - 46%
Overall total growth - 56%

Administration is working strongly with the teachers to drive performance. Additionally, the math coach is spending a lot more time in 8th grade.

ELA -
6th grade - 68% average on benchmark 5
7th grade - 78% average on benchmark 5
8th grade - 72% average on benchmark 5

ELA Growth:
6th grade - 85%
7th grade - 77%
8th grade - 36% (had a high starting point)
overall growth - 62%

D. PYP Updates

Dr. Mason - Benchmark data.
STAR reading and STAR math - one of the best predictors of performance on milestones as well as MAPP.
1st grade reading - numbers are trending up in all classrooms and all above grade level
1st grade math - Trending up all testing above grade level
2nd grade reading - Numbers trending up in all classrooms and all above grade level
2nd grade math - Numbers continue to trend up and all above grade level
3rd grade reading - Numbers are on track between 3.4 and 5
3rd grade math - Very good numbers between 3.9 and 4.5
4th grade reading - between 4.2 and 5.2
4th grade math - between 4.6 and 5.1, nice climbs and trends
5th grade reading - 5.5 to 6.4 and all trending well
5th grade math - 5.3 to 6.5 and all trending well

E. Public Comments

No public comments this evening.

III. Board Chair Updates

A. Dashboard Creation

Would like to develop a dashboard to be presented at each monthly board meeting. Would include one page talking points for board recruitment or discussing grants. Please email Mazie Lynn what you would want to see on a dashboard each month. Would like to include historical data and testing dates.

B. Board Donations due by May 1st

Reminder that board donations to Red Thread are due by May 1st. We need 100% board participation.

IV. Academic Excellence

A. Committee Report

They are monitoring the data presented at the last Academic Excellence committee at this time. Detailed update provided earlier.

V. Development

A. Committee Report

Jason Marshall:

Development committee was highly involved in China Night. Planning in March, a couple of events, meeting parents, talking to parents, and soliciting fundraising. We have a few events being hosted at the homes of board members next month. 2 evening events scheduled back to back next month. Goal of \$75K this year. With pledges, we are at \$66K so far.

VI. Finance

A. Committee Report

Rescheduled meeting from last week to tomorrow so leadership and Lisa could work on mid-year budget revisions.

VII. Governance

A. Board Recruitment Update

T. Tidwell left early.

Going to balance the classes. We have the following available:

1 year term and a 2 year term.

Currently have 5-6 candidates.

Tom Tidwell is establishing an interview panel so all candidates are interviewed by the same members of the WIA Board. Currently, Jan, Katie and Tom. Goal is to have all interviews completed between now and the end of March.

B. Charter Renewal Application Update

Really wonderful conversation with GaDOE. We anticipate a request for clarification soon.

March 21st and 22nd - Committee meeting and board meeting for GaDOE. At the committee level, we will be offered 5 - 10 minutes to speak regarding our charter renewal.

Will need to have an emergency board meeting to approve the response to request to clarification.

Possible request for clarification items may include:

Why hasn't WIA Beaten the Odds and how do we plan to do so when the Charter is renewed?

Explain the racial disparities that exist in the disciplinary data.

Single Gender to Co-Ed transition plan

Culture and Climate numbers and how conversations are happening in the community

Teacher retention

Parent ratio on the board

How are our gifted students identified, served, and supported?

Weighted lottery, student recruitment, etc.

C. Secondary Legal Counsel

M. Causey made a motion to Approve secondary legal counsel with Christopher E. Adams of Krevolin & Horst, LLC.

T. Ryan-Lawrence seconded the motion.

The board **VOTED** unanimously to approve the motion.

Roll Call

T. Tidwell	Absent
D. Holloman	Absent
B. Gay	Aye
N. Jones	Aye
C. Hill	Aye
E. Buckner	Aye
J. Hansen	Aye
T. Ryan-Lawrence	Aye
S. Burnes	Aye
M. Causey	Aye
K. Delp	Absent

VIII. Other Business

A. PTSA Board Meeting

Darryl attended. Will can provide update next month.

B. Board On Track

Thomas will send out link for Web Based Walk in clinics.

Goal is to have an OKR training guide for all board members at the start of FY18-19.

Thomas is currently entering 2017-2018 committee goals into BOT as well as Jason's ED Evaluation.

IX. Closing Items

A. Adjourn Meeting

E. Buckner made a motion to adjourn the meeting.

S. Burnes seconded the motion.

The board **VOTED** unanimously to approve the motion.

Roll Call

M. Causey	Aye
K. Delp	Absent
B. Gay	Aye
E. Buckner	Aye
N. Jones	Aye
C. Hill	Aye
S. Burnes	Aye
J. Hansen	Aye
D. Holloman	Absent
T. Ryan-Lawrence	Aye
T. Tidwell	Absent

There being no further business to be transacted, and upon motion duly made, seconded and approved, the meeting was adjourned at 8:06 PM.

Respectfully Submitted,
T. Ryan-Lawrence

Cover Sheet

Approve "Emergency Board Meeting" minutes from March 6, 2018

Section:	I. Opening Items
Item:	D. Approve "Emergency Board Meeting" minutes from March 6, 2018
Purpose:	Approve Minutes
Submitted by:	
Related Material:	Minutes for Emergency Board Meeting on March 6, 2018



Wesley International Academy

Minutes

Emergency Board Meeting

Date and Time

Tuesday March 6, 2018 at 6:00 PM

Location

211 Memorial Drive Atlanta, GA 30312

The Wesley International Academy Board of Directors will meet at 6:00pm on Tuesday, March 6, 2018 in the Media Center of the school located at 211 Memorial Dr., Atlanta, GA 30312. This emergency meeting is being held in order to consider an urgent charter renewal application process matter presented by the Georgia Department of Education.

Directors Present

B. Gay, C. Hill (remote), E. Buckner, J. Hansen, K. Delp, M. Causey, S. Burnes, T. Ryan-Lawrence, T. Tidwell (remote)

Directors Absent

D. Holloman, N. Jones

Directors Arrived Late

E. Buckner

Directors Left Early

T. Tidwell

Ex-Officio Members Present

J. Marshall

Non Voting Members Present

J. Marshall

Guests Present

C. Wyatt

I. Opening Items

A. Record Attendance and Guests

B. Call the Meeting to Order

B. Gay called a meeting of the board of directors of Wesley International Academy to order on Tuesday Mar 6, 2018 @ 6:01 PM at 211 Memorial Drive Atlanta, GA 30312.

II. Executive Director Updates

A. Public Comments

E. Buckner arrived late.

B. Mellonie Rollo

1st grade parent. Reviewing information submitted by GaDOE, concern was whether or not we will be able to maintain the charter and any potential actions that may occur. Also concerned about restorative justice and other potential issues that may mean for the school long term. Higher instance of disciplinary problems that have increased and gotten worse, not only for the teachers but also for the other students in the classroom. Don't want our children that are here and want to learn to not be able to get the opportunity to learn because of other children that cannot control themselves.

Jason - Clarification of issue - is the issue of WIA instituting a restorative justice measure?

Ms. Rollo - Primary concern surrounds students for which restorative justice may not work and protecting our other students from dangerous situations.

C. Talibah Zaid

Spoken for Mr Zoleen, parent of a 4th grader. Wishes to express sadness and anger tied to specific instances where there have been an implicit bias against his nephew based on race. His nephew was labeled prematurely "violent". A top tier academic student who simply reacted to things said about his grandmother, who is going to be a part of the conversation tonight. Angry because he has heard of similar issues from other parents of African American male students.

D. Erica Jong

Also comes here today sad. Has tried to address similar issues with MYP administration. Reading the letter from DoE was somewhat shocking as she doesn't feel the items mentioned are being implemented well. Requested a parent-wide MYP meeting to address concerns over boys discipline; made request at public town hall meeting. Made two requests but nothing ever came through from MYP administration. Her son has been asked to leave the classroom because of moving a chair and making too much noise. Concern over teachers' abilities to implement social/emotional learning (SEL) studies. Would like to see the programs that are being told to parents are being implemented, are they being implemented to the best of our abilities? Are they being used? Would like

to see the numbers for how the SEL programs are being implemented and how much time is being spent on them.

E. Jenny Rogers

Echoing Ms. Jong's comments, believe there is a real difference between how boys and girls are disciplined in the schools.

F. Mia Gaudet

Kindergarten parent. Concerns over request for clarification from GaDOE. Based on her research, was surprised this comment came about as there doesn't appear to be a discrepancy. Out of school suspension for African American males at WIA is at 6%, Parkside (9%) and King Middle (38%). Provided additional statistics for other schools in cluster. Surprised the State came back with this comment when ANCS recently renewed their Charter and their percentages were higher than ours when they went through the Charter renewal.

G. Charter Renewal Process Recap

Mazie Lynn took an opportunity to clarify the charter renewal process, what the request for clarification from the GaDOE means, and how the numbers regarding suspensions were calculated. Our interview with the State was in early February; there is not typically sufficient time to cover everything, which is why a request for clarification is typically sent back to the school.

Jason - APS mentioned during our meeting what a great job we have been doing. Out of 1500 pages of documentation we submitted, there are always going to be remaining questions.

Elisa - We brought up this item with APS because it's important to us as a leadership team, not just to be better than our sister schools, but to be the best that we can be.

Katie - This letter was not a reprimand and in the future, we will not call unscheduled board meetings "emergency board meeting".

Ms. Jong - Simply wanted to come and share her story.

Mr. Zollen - Concerned about the culture of the school and concerned we are creating a culture where children cannot be children and cannot make mistakes.

Mr. Kephart - Unclear on WIA's policy regarding what warrants a suspension. Believes that the joy of coming to school has been lost for his child. The silent lunches, single file in the hallways, all that are important for safety, but there is a fine line between control and robotics.

Ms. Webb-Pennywell - First grade parent. Feels as though these concerns are not new. Walks her daughter to class every morning. Has overheard comments made by teachers. On the flip side, there are amazing teachers at WIA that encourage and foster a sense of love and a love for learning within the children. Primary concern is what is the training and support for the teachers? What is happening on a monthly, annual, etc. basis. Doesn't want to see frustrations of the teachers being taken out on the children.

Ms. Rogers - Feels as though there is a lack of consistency in communication from administration to parents. Would like to be more informed with regard to policies and procedures.

Kate Henry - Parents would like some additional information on how to get involved more in committee meetings. Would like increased communication between administration and parents.

III. Governance Committee

A. Review and approve Response to the GaDOE request for clarification

Currently, with a 5:1, 10:1 or 20:1 ration on weighted lottery we do not achieve our 65% low-income student body until 2025-26 at the earliest.

Tom Tidwell suggests adding language specifically reiterating that we have decided to not eliminate sibling preference in our enrollment criteria.

M. Causey made a motion to approve response to GaDOE request for clarification regarding our Charter renewal application along with the amendment offered by Tom Tidwell in reference to clarifying intent to maintain sibling preference, to be written by Mazie Lynn based off of Tom's outline with no additional approval from the board.

T. Ryan-Lawrence seconded the motion.

The board **VOTED** unanimously to approve the motion.

Roll Call

T. Ryan-Lawrence	Aye
S. Burnes	Aye
B. Gay	Aye
M. Causey	Aye
C. Hill	Aye
T. Tidwell	Aye
E. Buckner	Aye
K. Delp	Aye
D. Holloman	Absent
N. Jones	Absent
J. Hansen	Aye

APS reconsidered our Charter last night at their meeting and approved a 5-year charter with a 3-year probationary period, which now brings it inline with what GaDOE is proposing.

T. Tidwell left early.

IV. Closing Items

A. Adjourn Meeting

K. Delp made a motion to adjourn the meeting.

M. Causey seconded the motion.

The board **VOTED** unanimously to approve the motion.

Roll Call

K. Delp	Aye
E. Buckner	Aye
N. Jones	Absent
M. Causey	Aye
J. Hansen	Aye
B. Gay	Aye
T. Tidwell	Absent
C. Hill	Aye
D. Holloman	Absent
T. Ryan-Lawrence	Aye
S. Burnes	Aye

There being no further business to be transacted, and upon motion duly made, seconded and approved, the meeting was adjourned at 7:18 PM.

Respectfully Submitted,
T. Ryan-Lawrence

Cover Sheet

MYP Updates

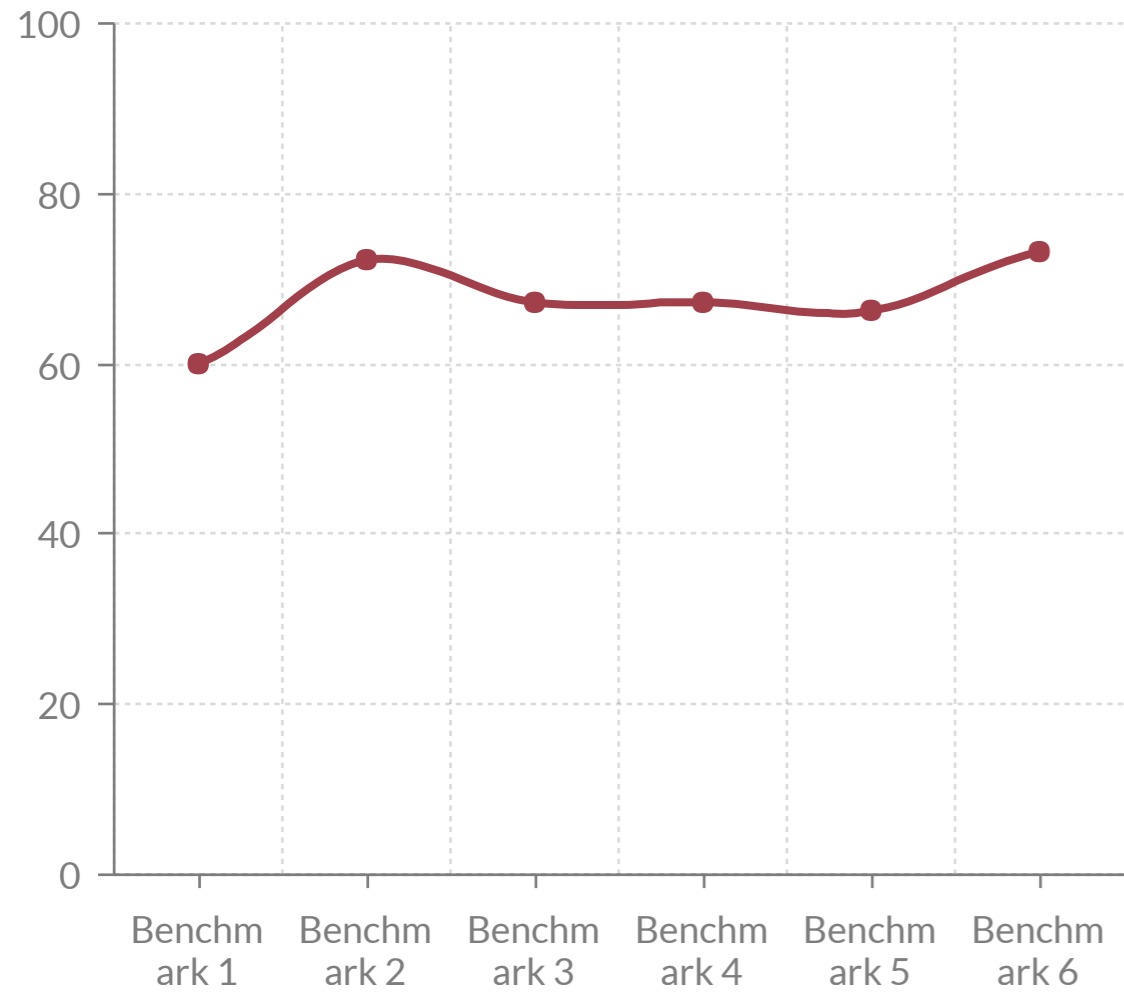
Section: II. Executive Director Updates
Item: C. MYP Updates
Purpose: FYI
Submitted by:
Related Material: MYP BenchmarkPresentation6.pdf

Benchmark 6 Data

Wesley International MYP

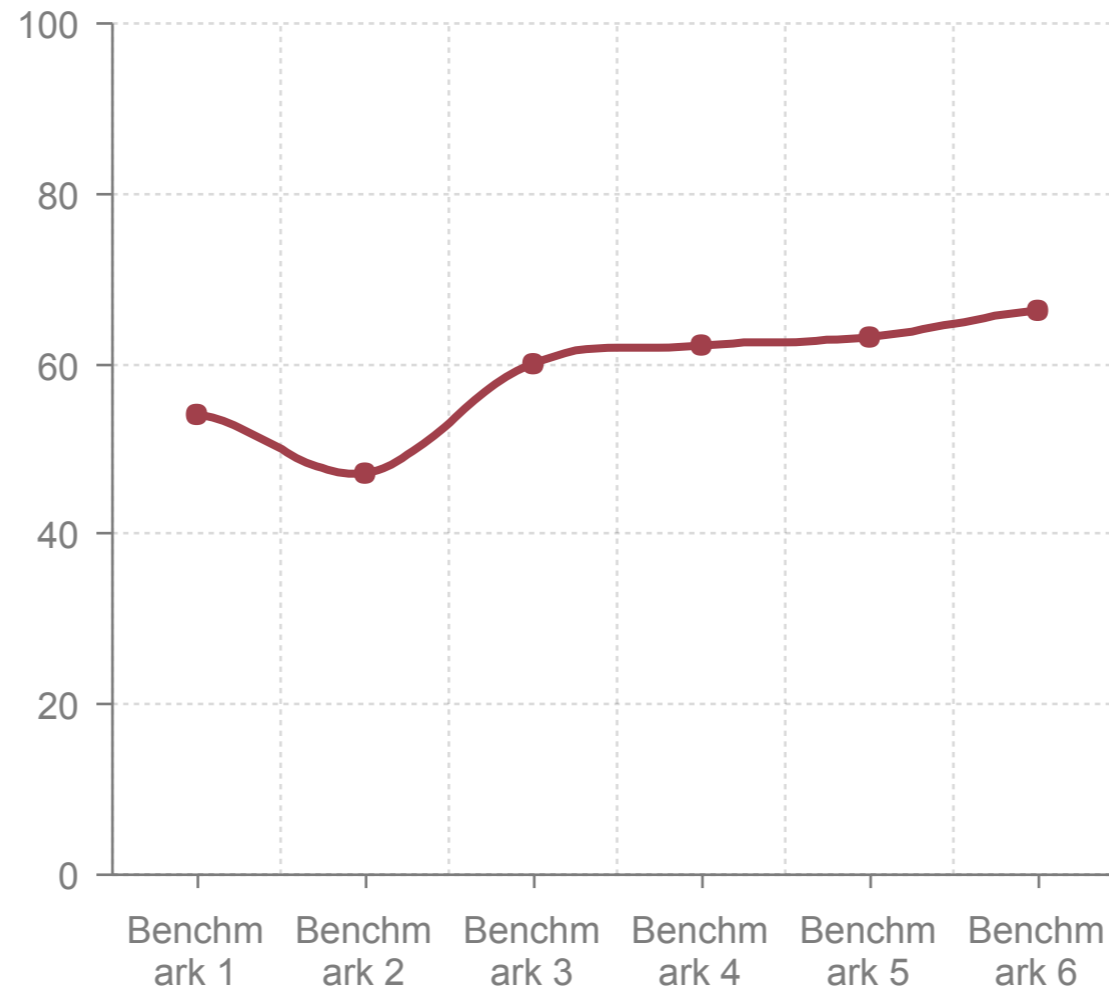
Grade 6 Math Benchmark

Overall Average 67%



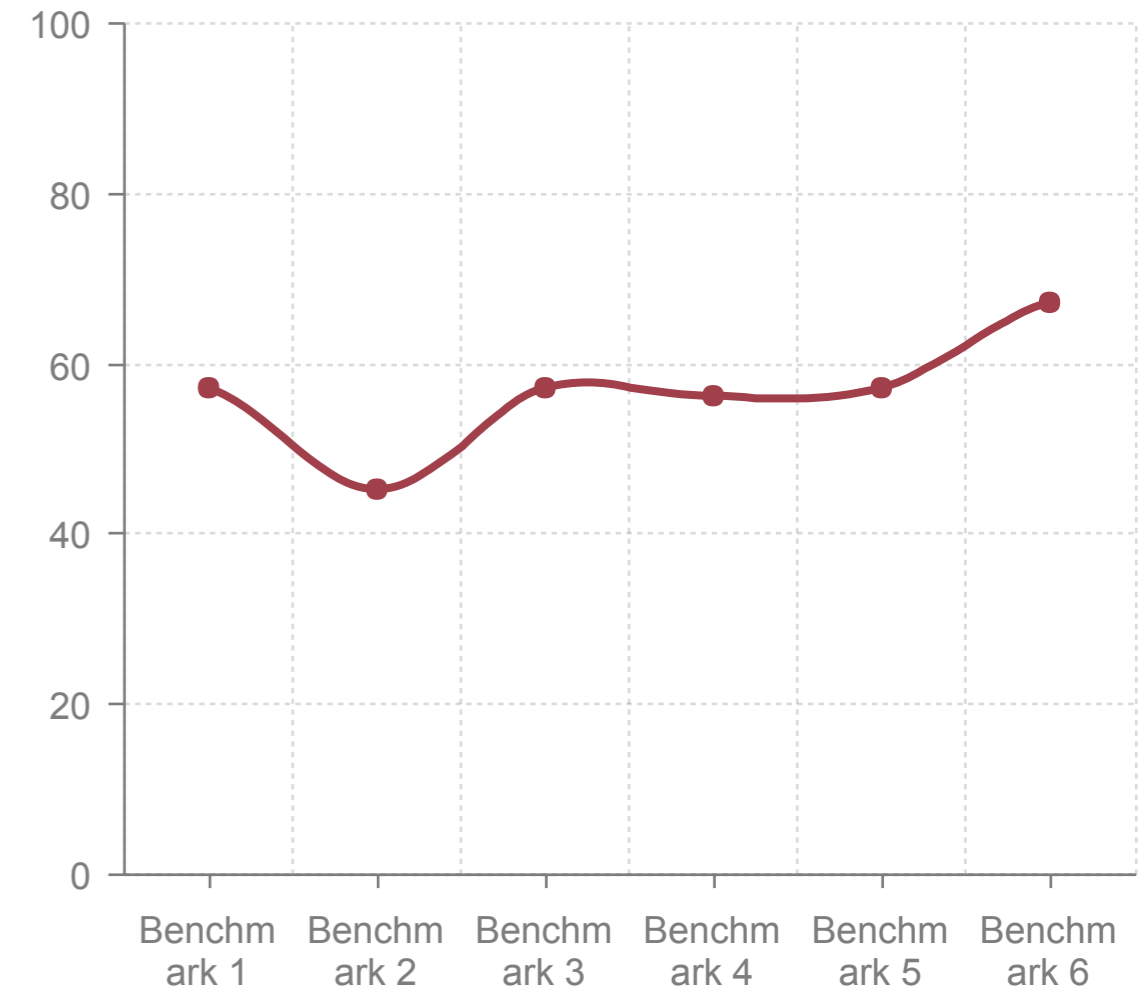
Grade 7 Math Benchmark

Overall Average 58%



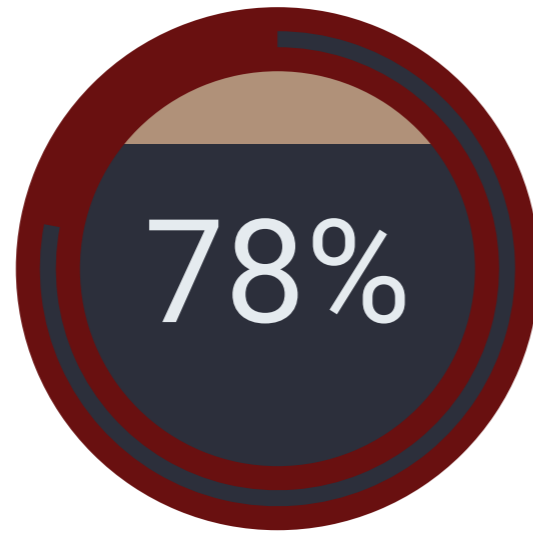
Grade 8 Math Benchmark

Overall Average 56%

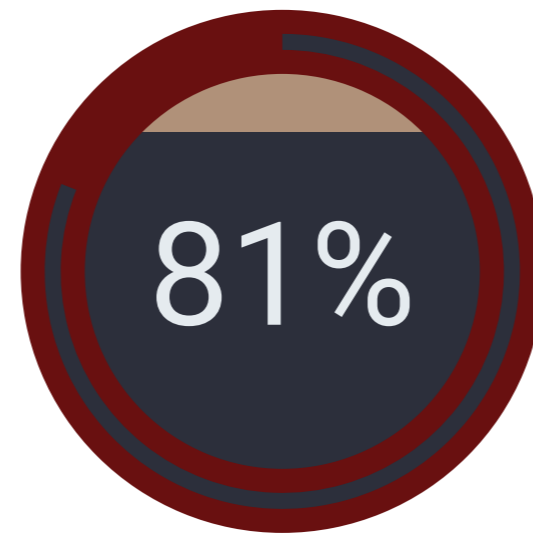


STUDY ISLAND: GRADE LEVEL BENCHMARK DATA

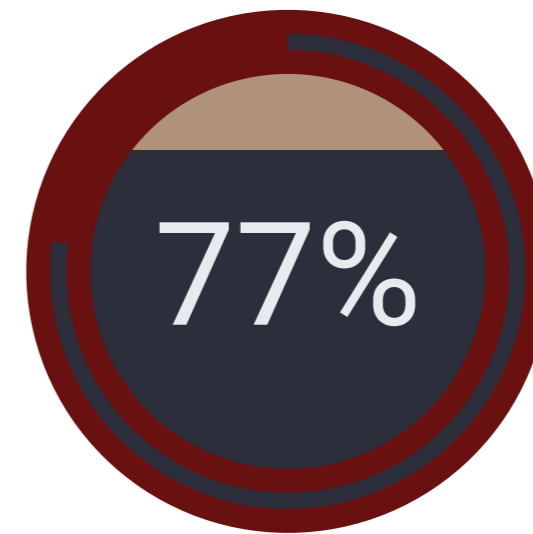
MATH



6th Grade



7th Grade

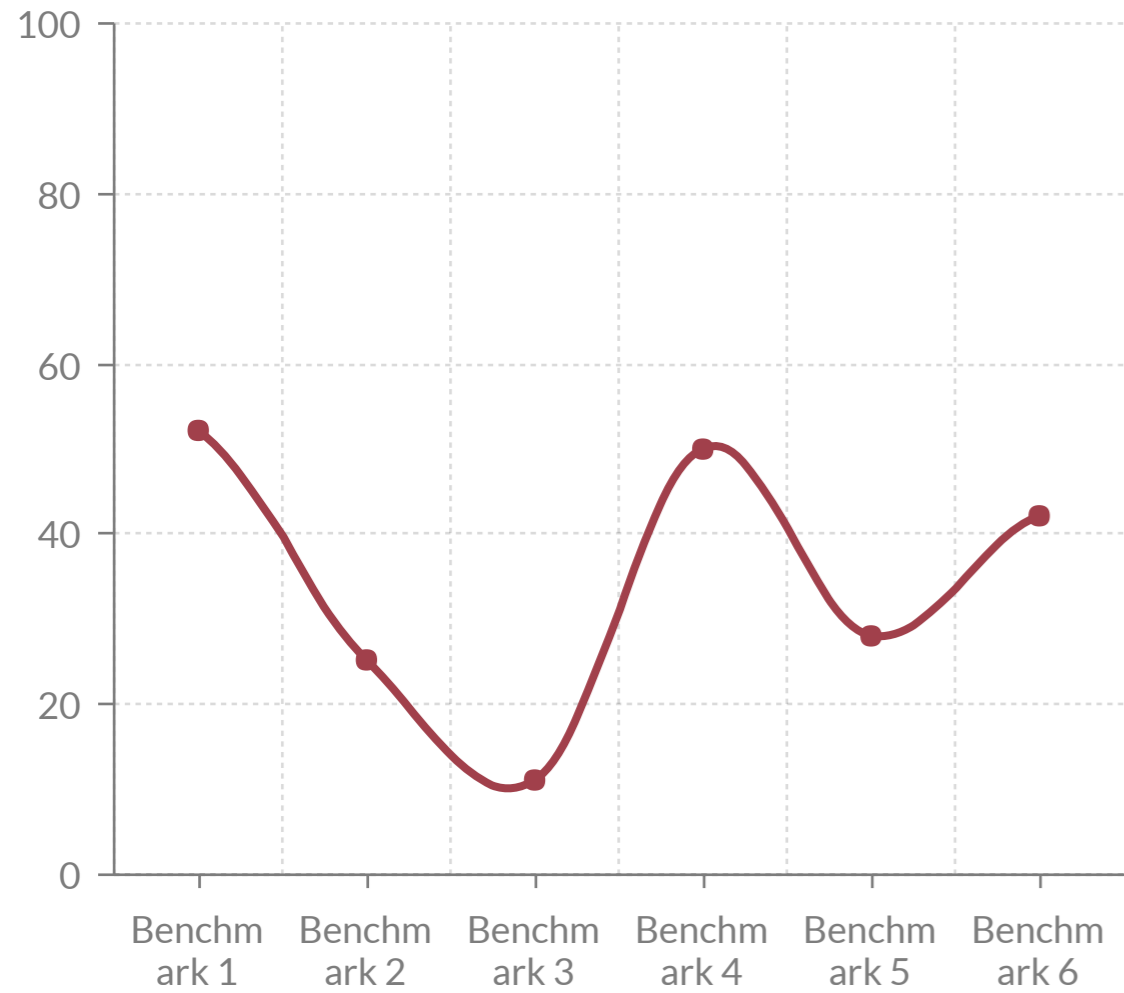


8th Grade

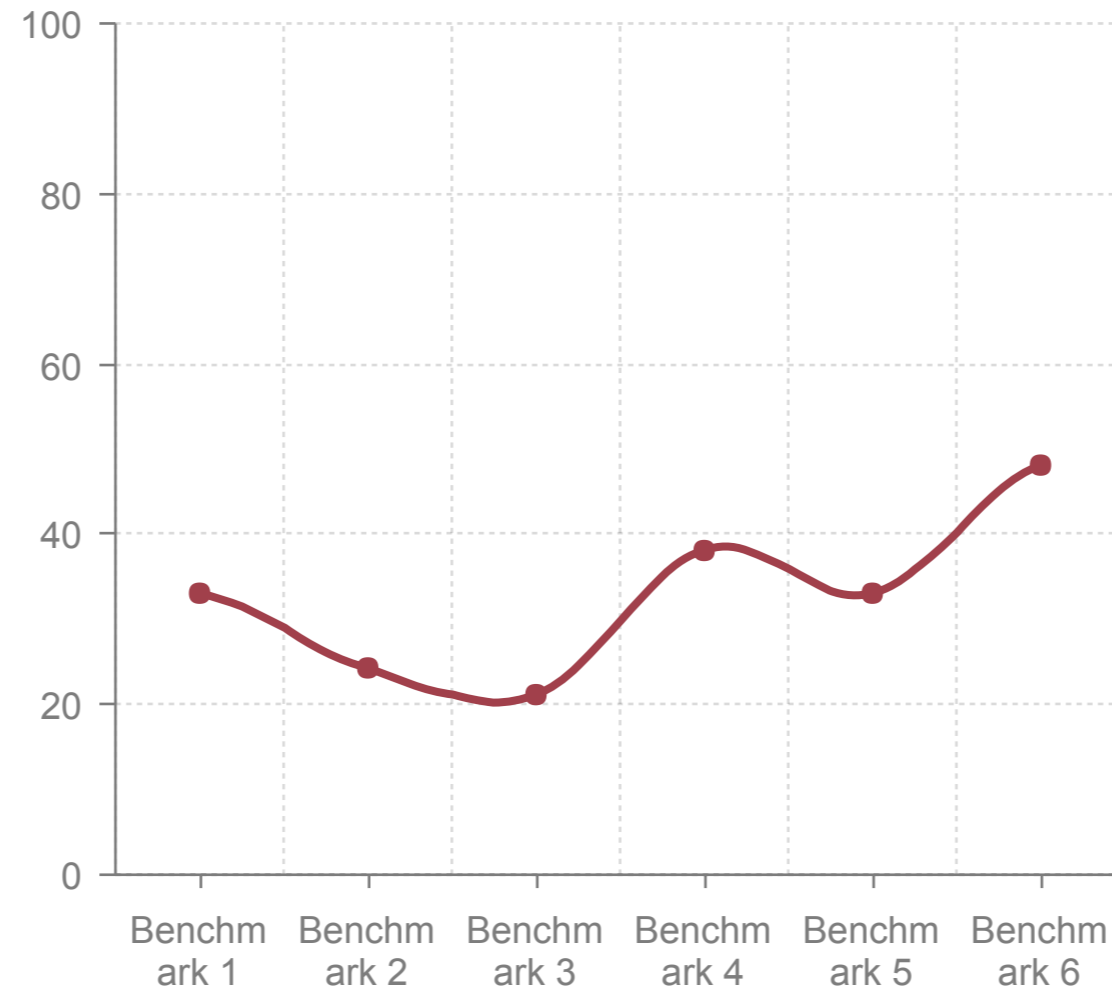
Overall Total Growth: 79%

STUDY ISLAND: STUDENTS SHOWING GROWTH FROM BENCHMARK ONE TO SIX
MATH

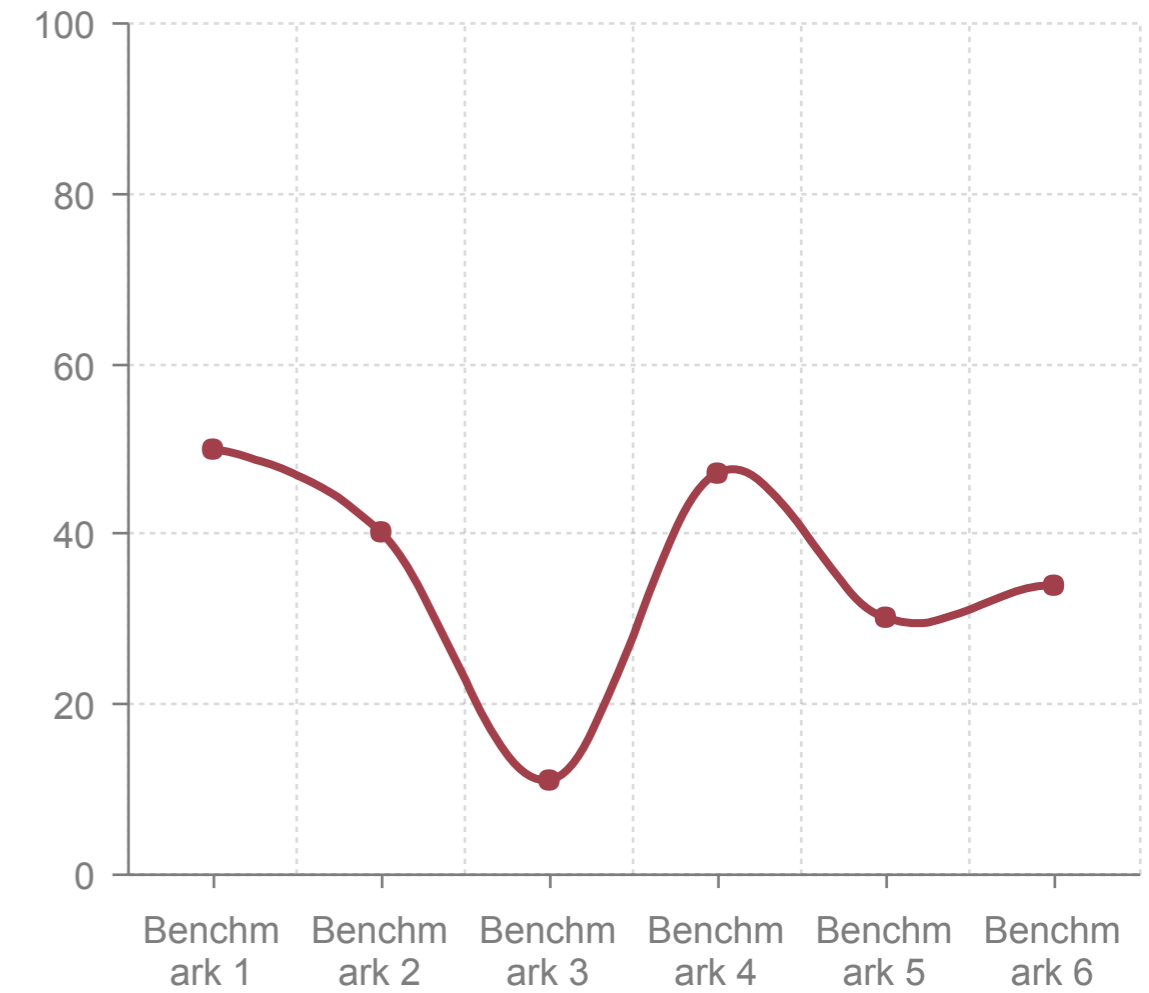
Grade 6 Small Group Math Benchmark
Overall Average 35%



Grade 7 Small Group Math Benchmark
Overall Average 33%



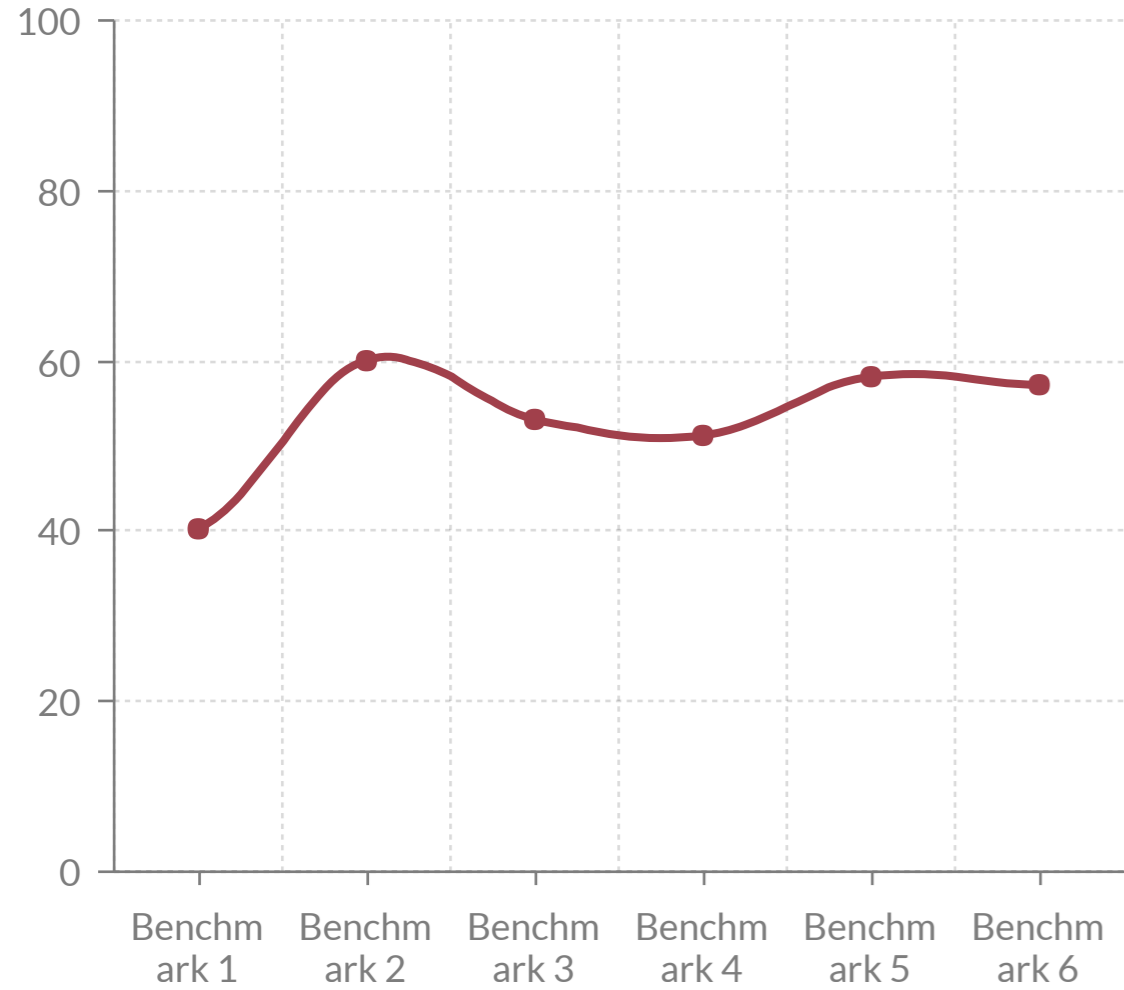
Grade 8 Small Group Math Benchmark
Overall Average 35%



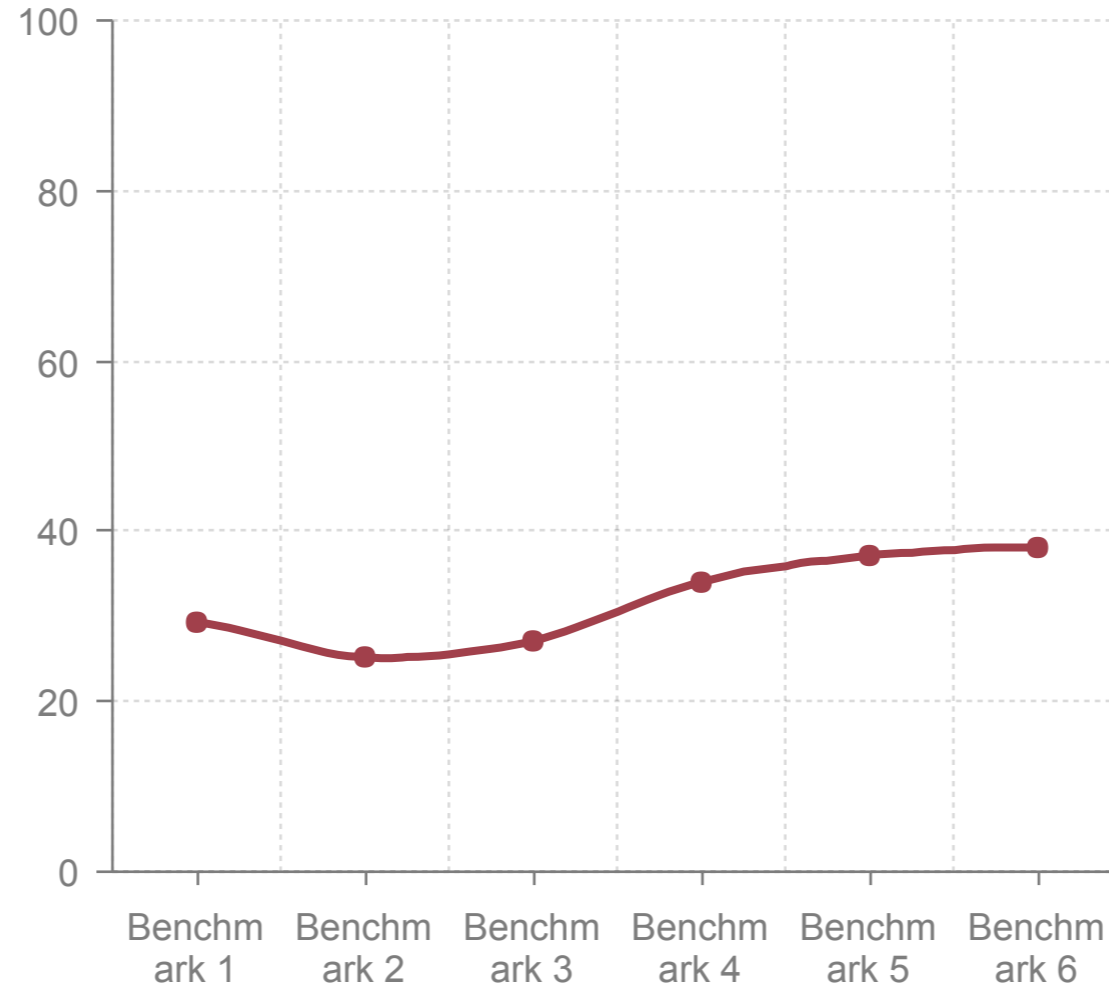
STUDY ISLAND: GRADE LEVEL BENCHMARK DATA

SMALL GROUP MATH

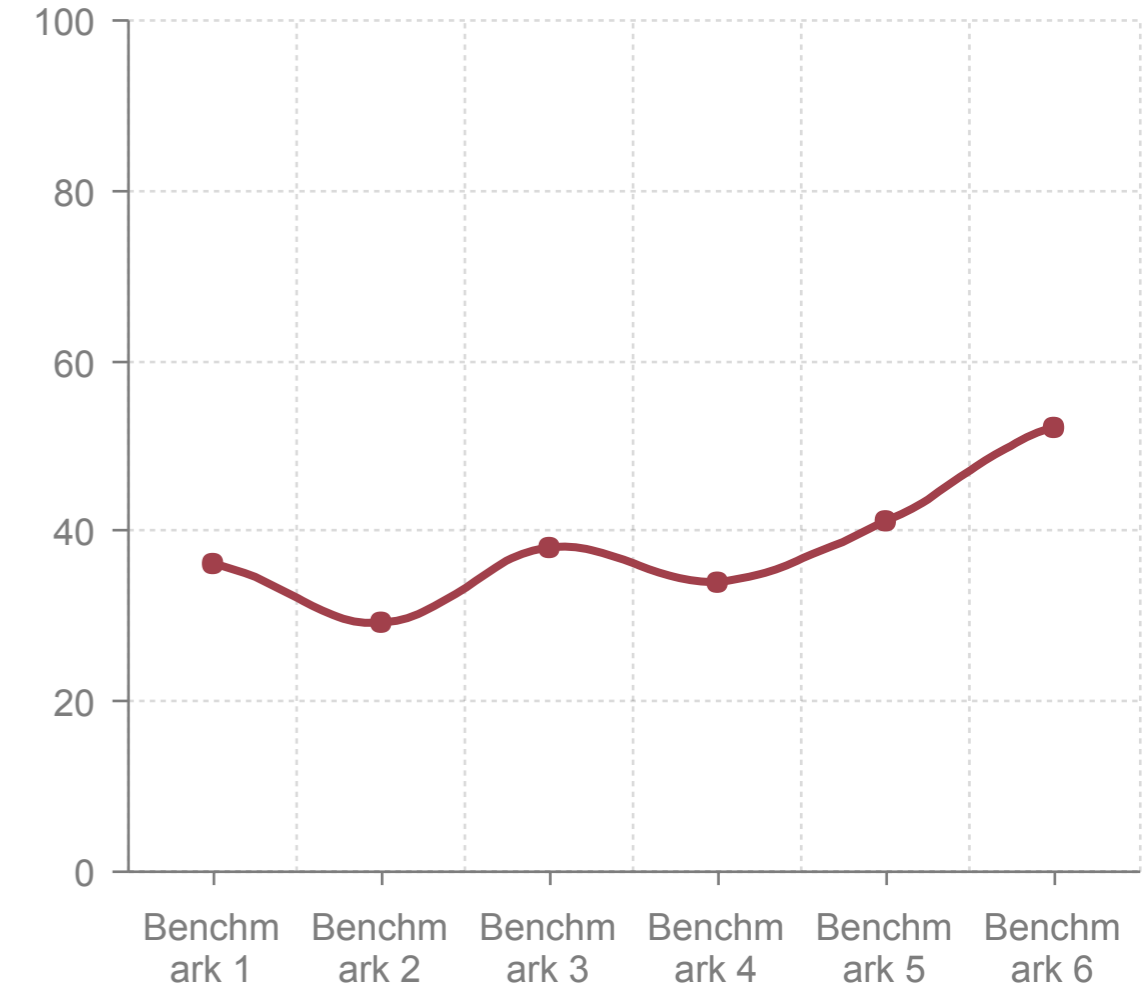
Grade 6 Co-Taught Math Benchmark
Overall Average 53%



Grade 7 Co-Taught Math Benchmark
Overall Average 32%

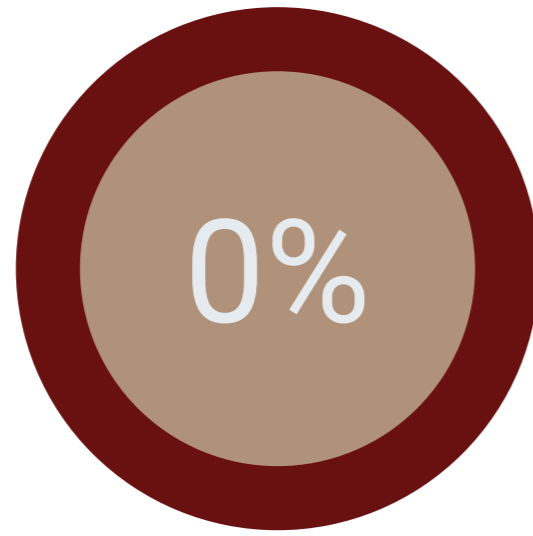


Grade 8 Co-Taught Math Benchmark
Overall Average 38%



STUDY ISLAND: GRADE LEVEL BENCHMARK DATA

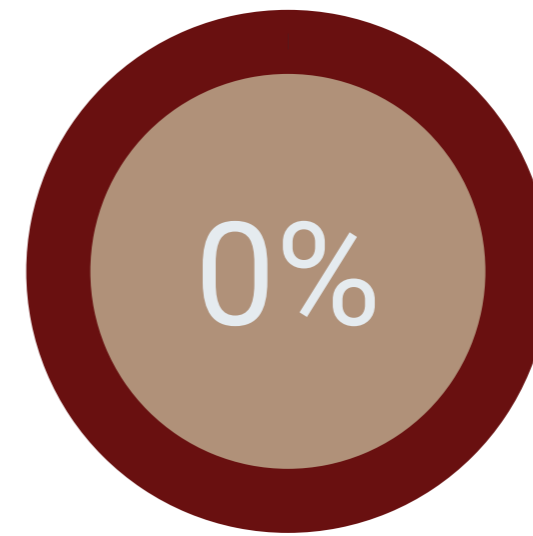
CO-TAUGHT MATH



6th Grade



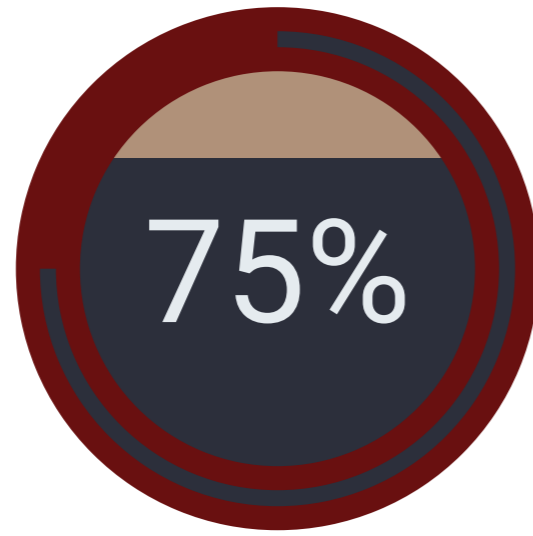
7th Grade



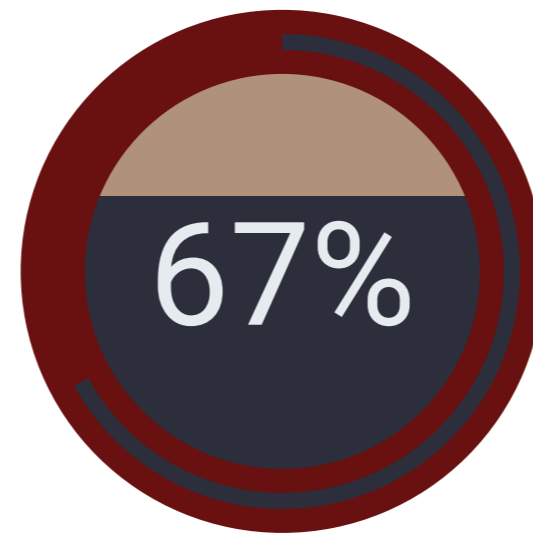
8th Grade

Overall Total Growth: 50%

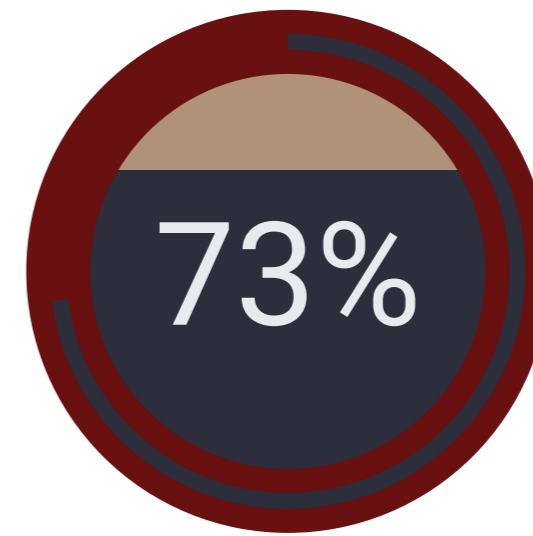
**STUDY ISLAND: STUDENTS SHOWING GROWTH FROM BENCHMARK ONE TO SIX
SMALL GROUP MATH**



6th Grade



7th Grade



8th Grade

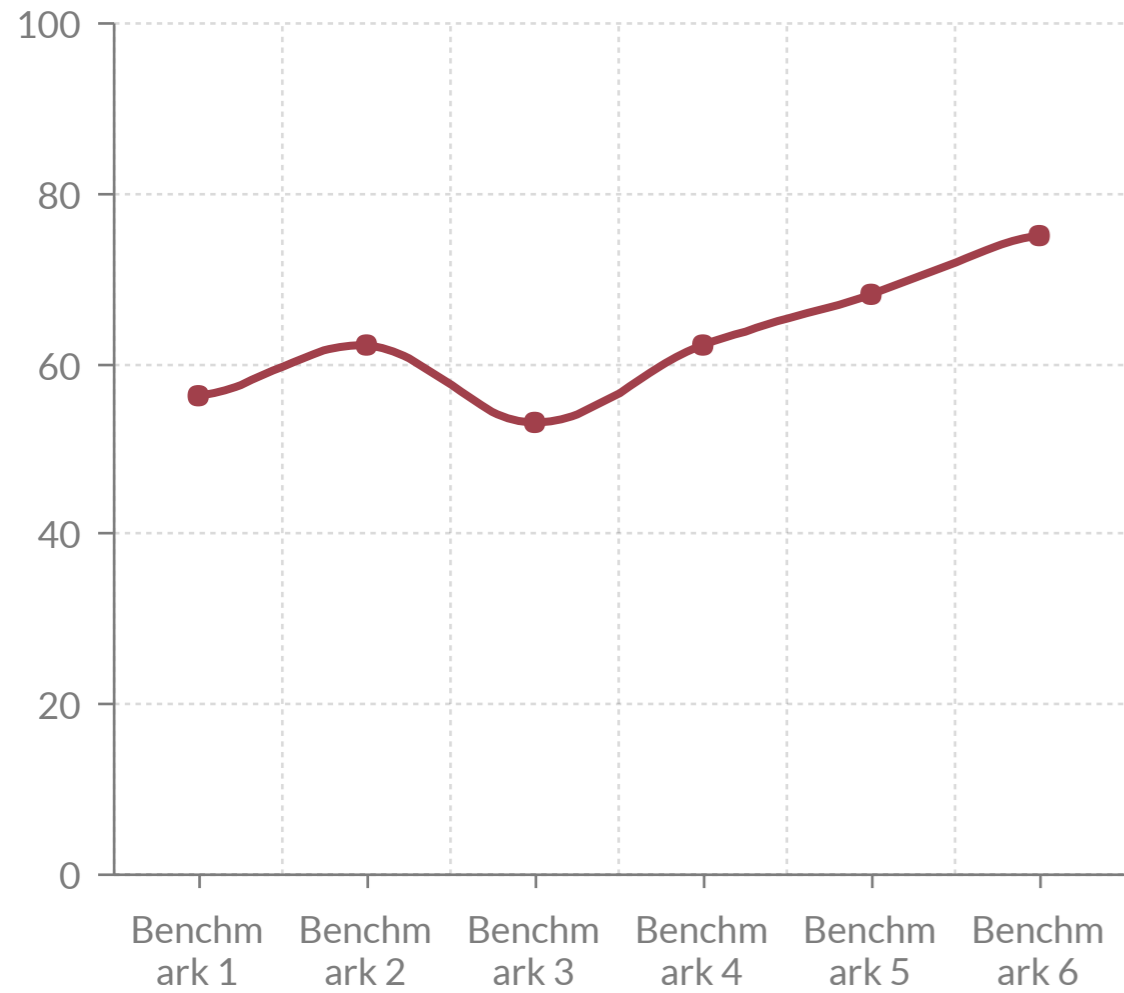
Overall Total Growth: 72%

**STUDY ISLAND: STUDENTS SHOWING GROWTH FROM BENCHMARK ONE TO SIX
CO-TAUGHT MATH**

ELA

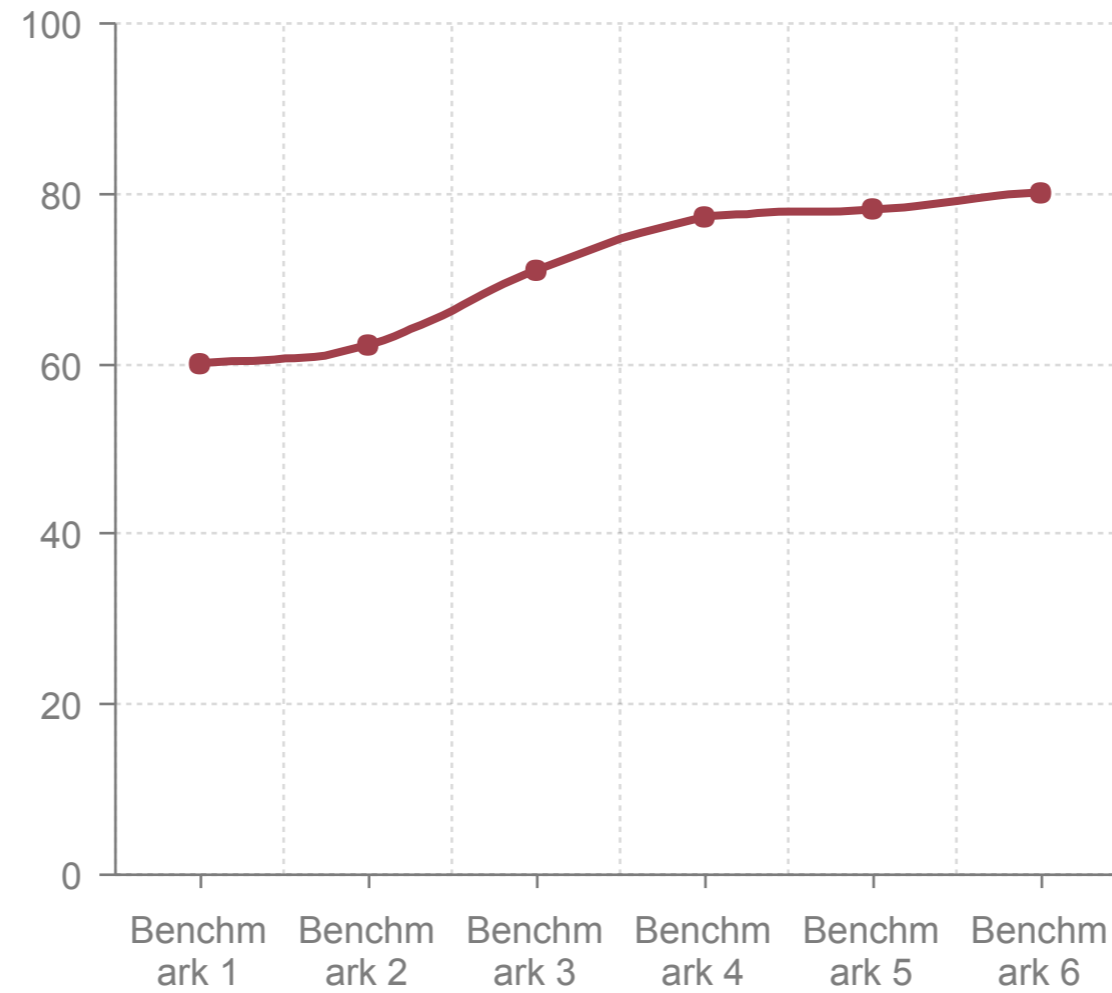
Grade 6 ELA Benchmark

Overall Average 63%



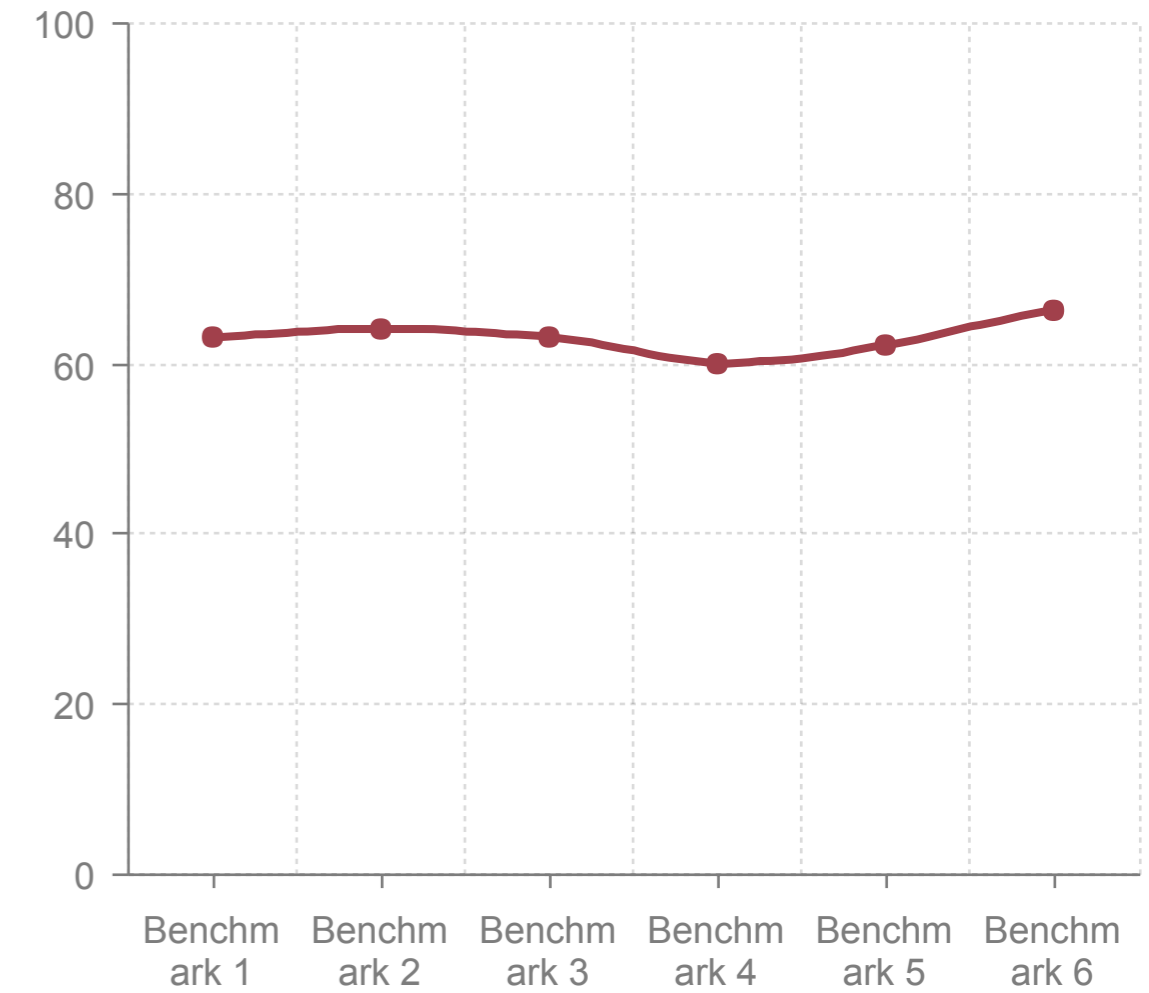
Grade 7 ELA Benchmark

Overall Average 72%



Grade 8 ELA Benchmark

Overall Average 64%

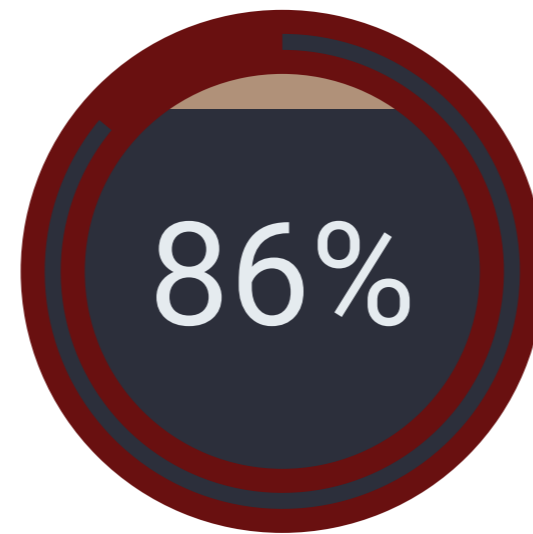


STUDY ISLAND: GRADE LEVEL BENCHMARK DATA

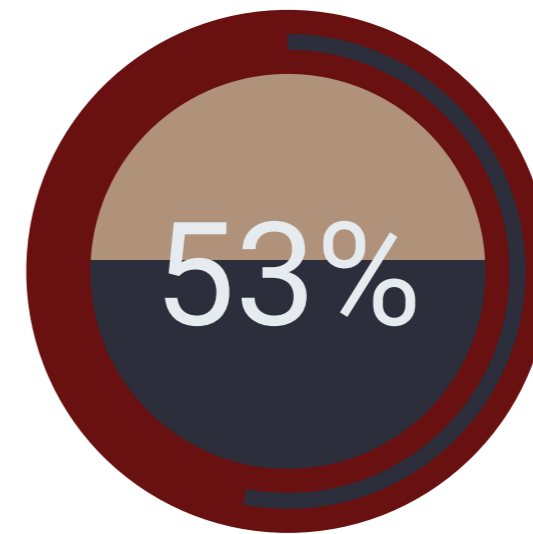
ELA



6th Grade



7th Grade

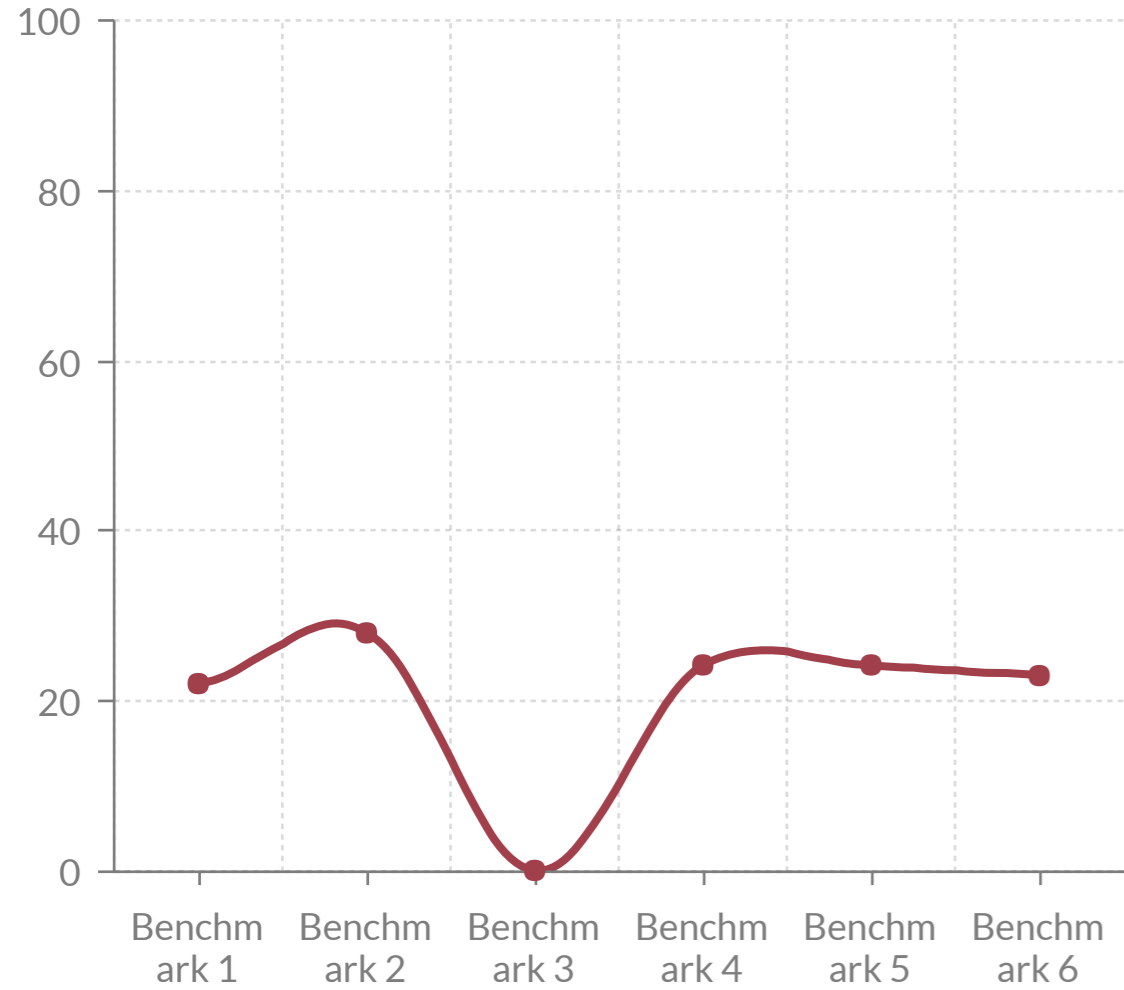


8th Grade

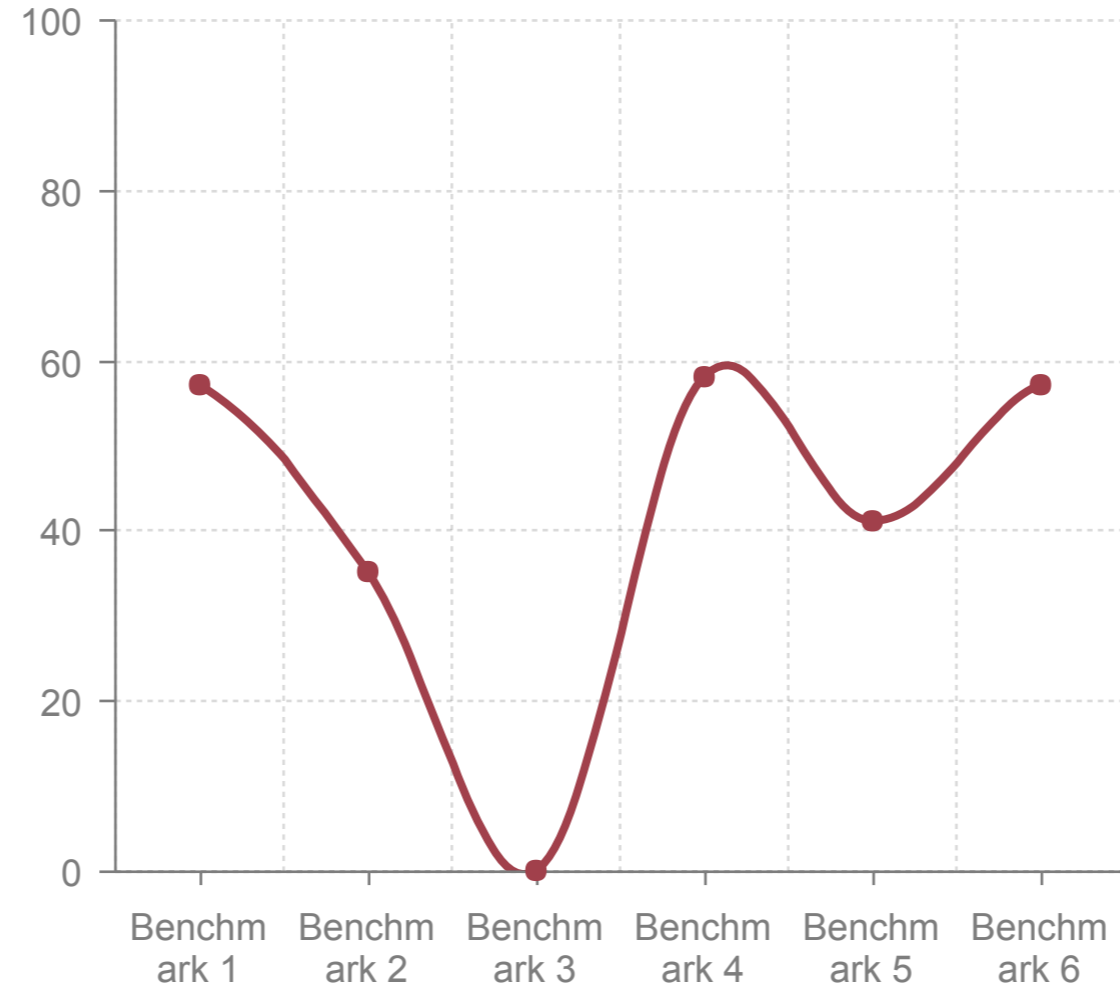
Overall Total Growth: 78%

**STUDY ISLAND: STUDENTS SHOWING GROWTH FROM BENCHMARK ONE TO SIX
ELA**

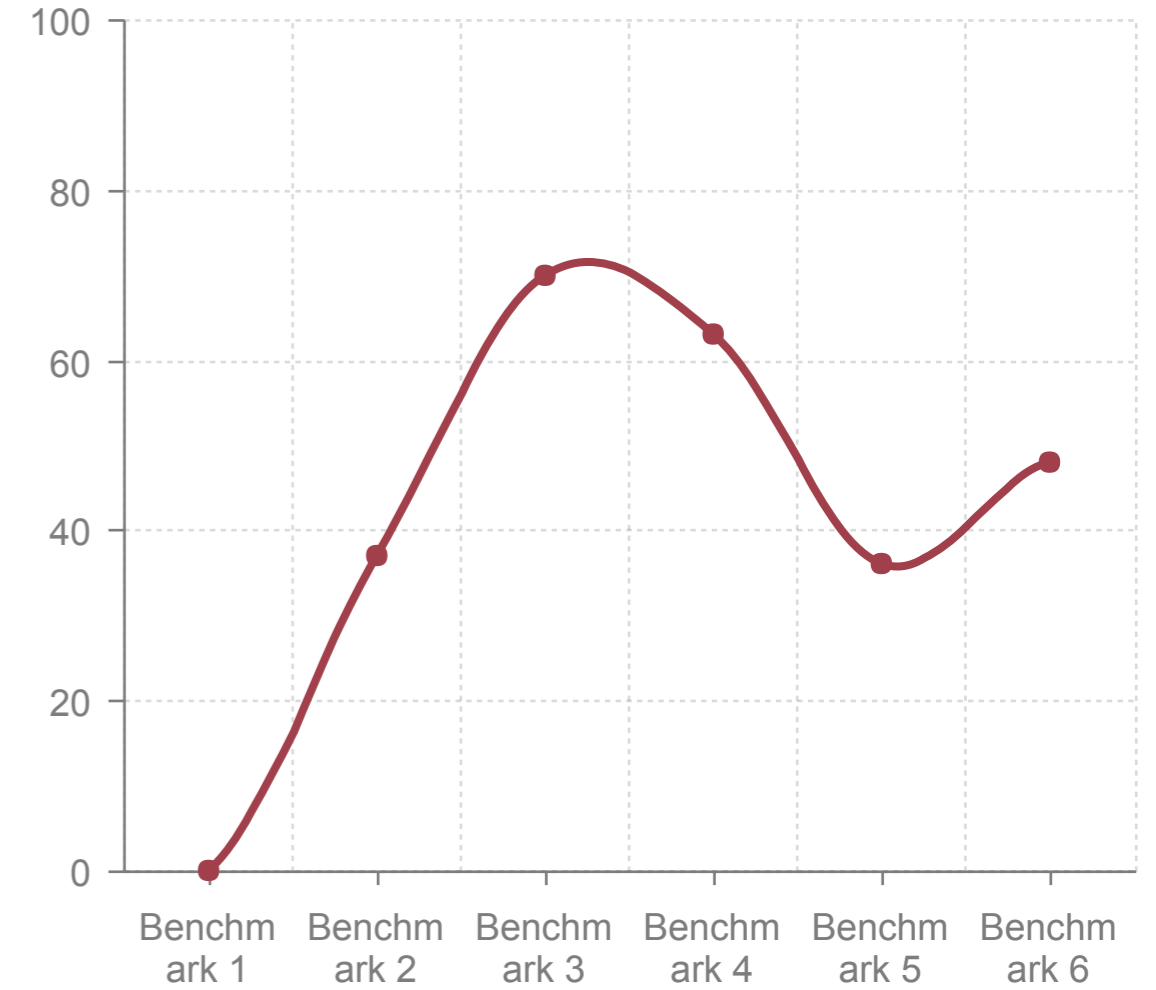
Grade 6 Small Group ELA Benchmark
Overall Average 24%



Grade 7 Small Group ELA Benchmark
Overall Average 50%



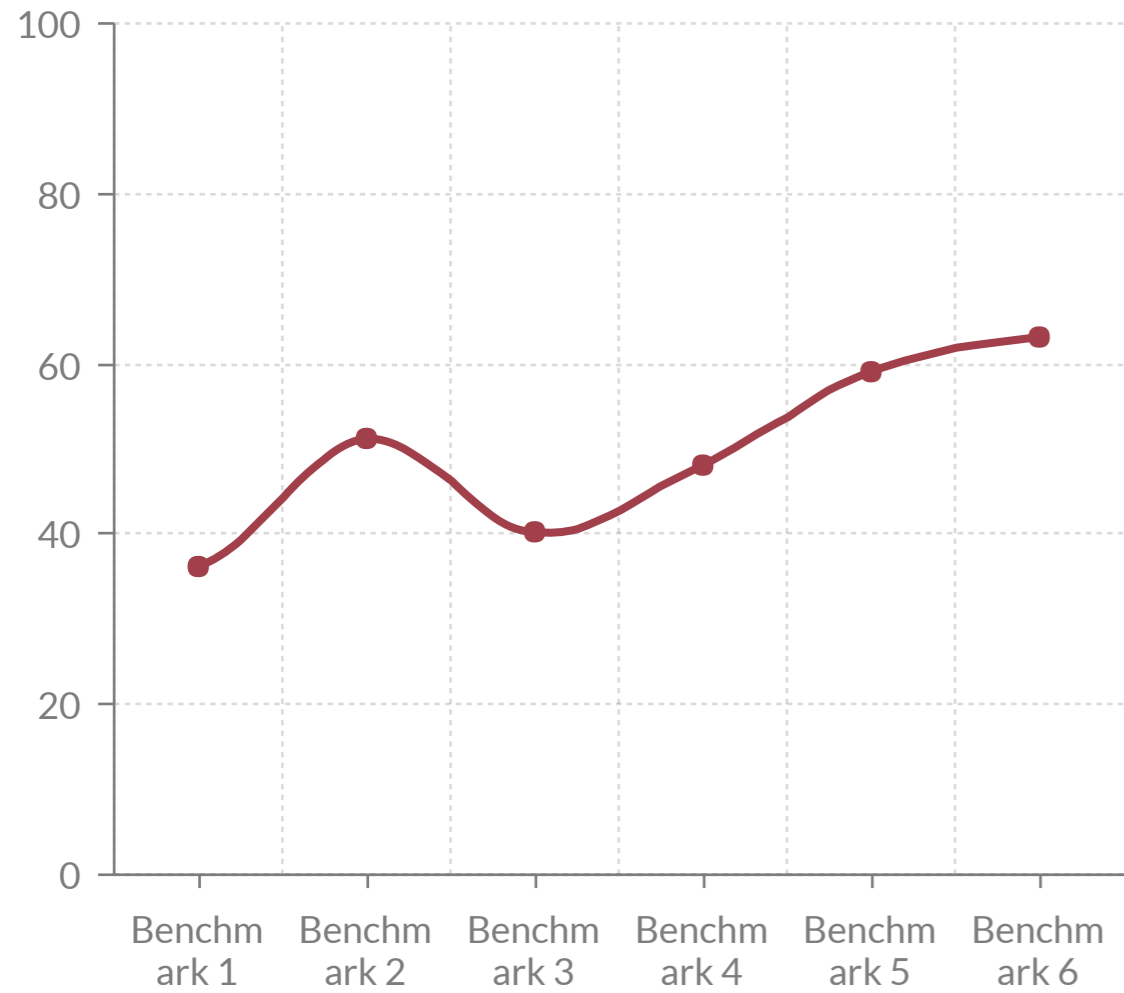
Grade 8 Small Group ELA Benchmark
Overall Average 51%



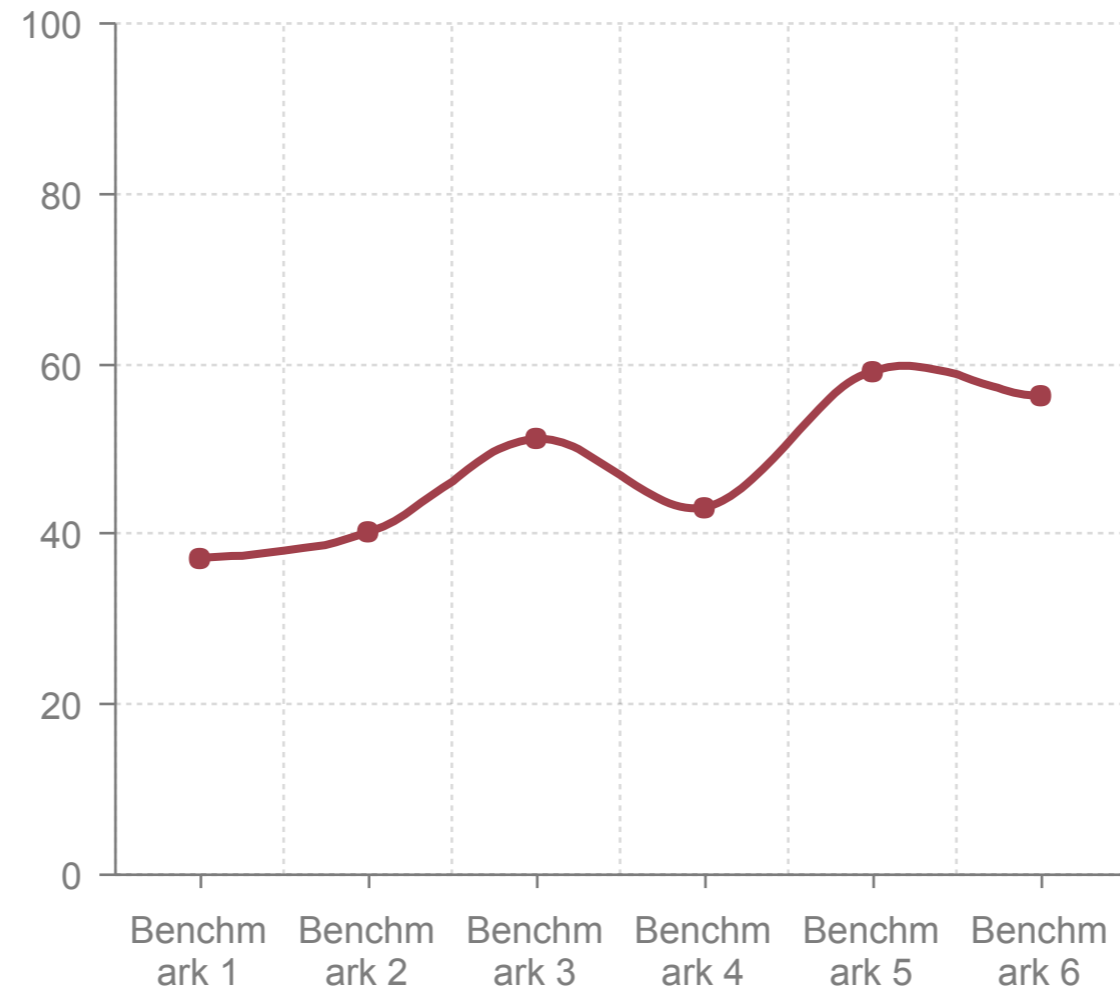
STUDY ISLAND: GRADE LEVEL BENCHMARK DATA

SMALL GROUP ELA

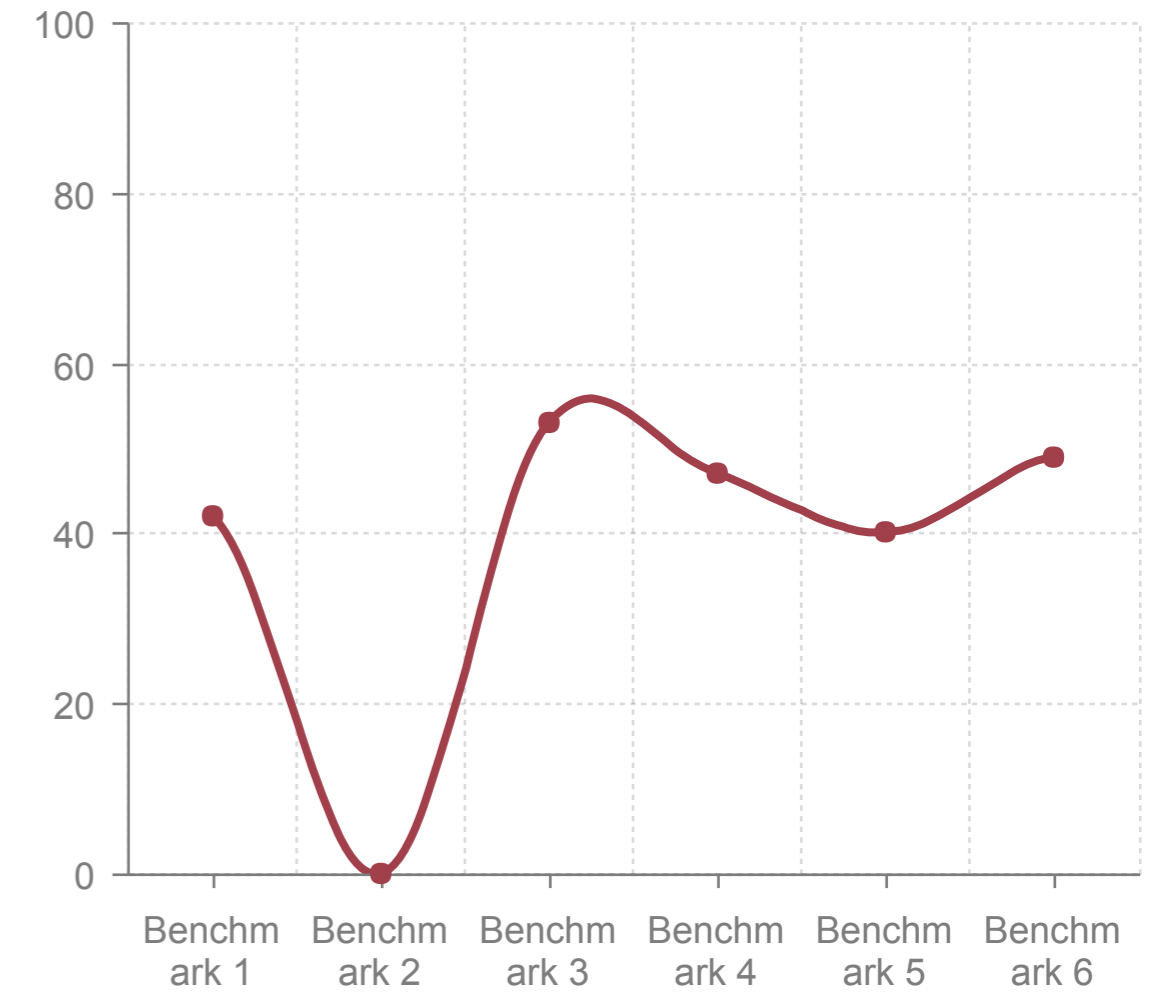
Grade 6 Co-Taught ELA Benchmark
Overall Average 50%



Grade 7 Co-Taught ELA Benchmark
Overall Average 48%



Grade 8 Co-Taught ELA Benchmark
Overall Average 47%



STUDY ISLAND: GRADE LEVEL BENCHMARK DATA

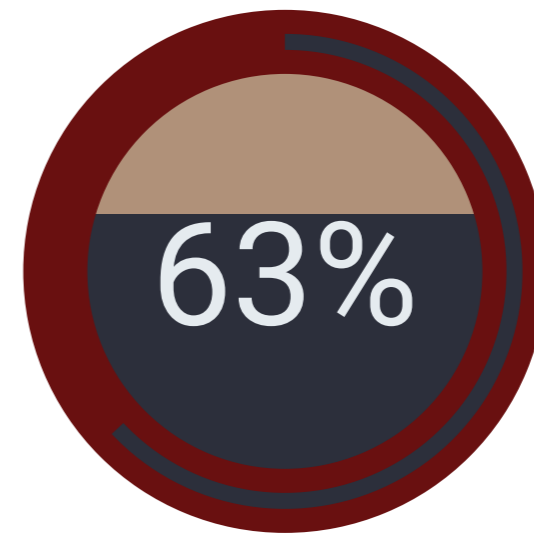
CO-TAUGHT ELA



6th Grade



7th Grade



8th Grade

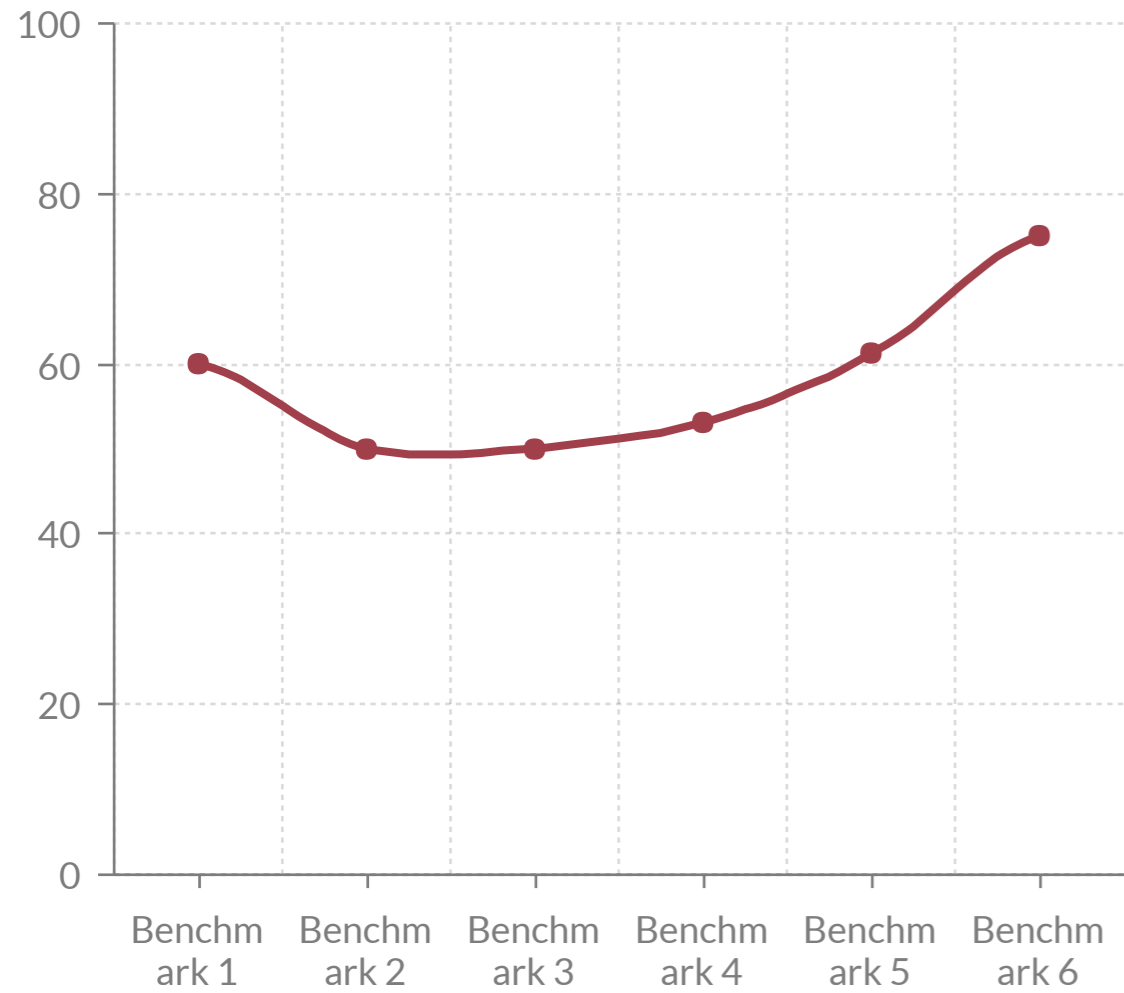
Overall Total Growth: 79%

**STUDY ISLAND: STUDENTS SHOWING GROWTH FROM BENCHMARK ONE TO SIX
CO-TAUGHT ELA**

SCIENCE

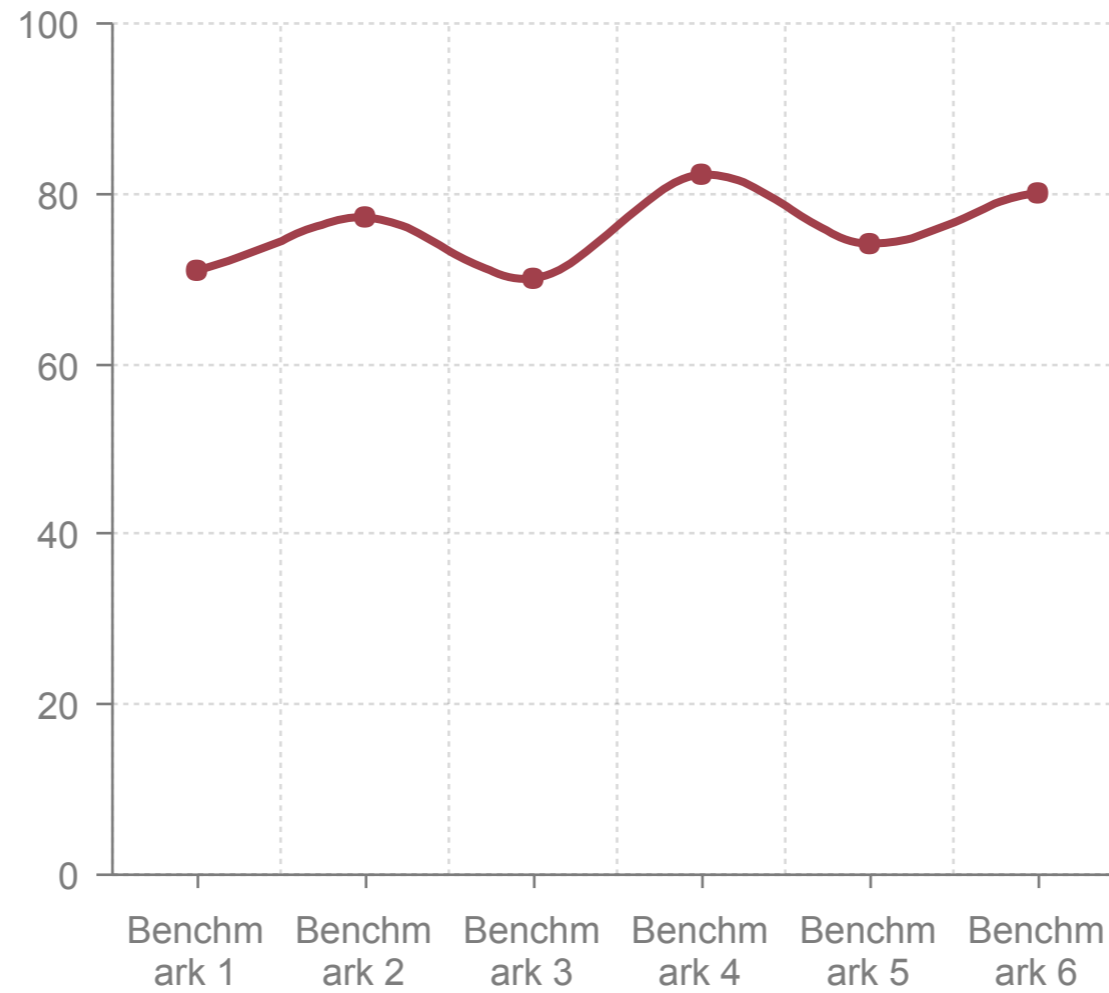
Grade 6 Science Benchmark

Overall Average 58%



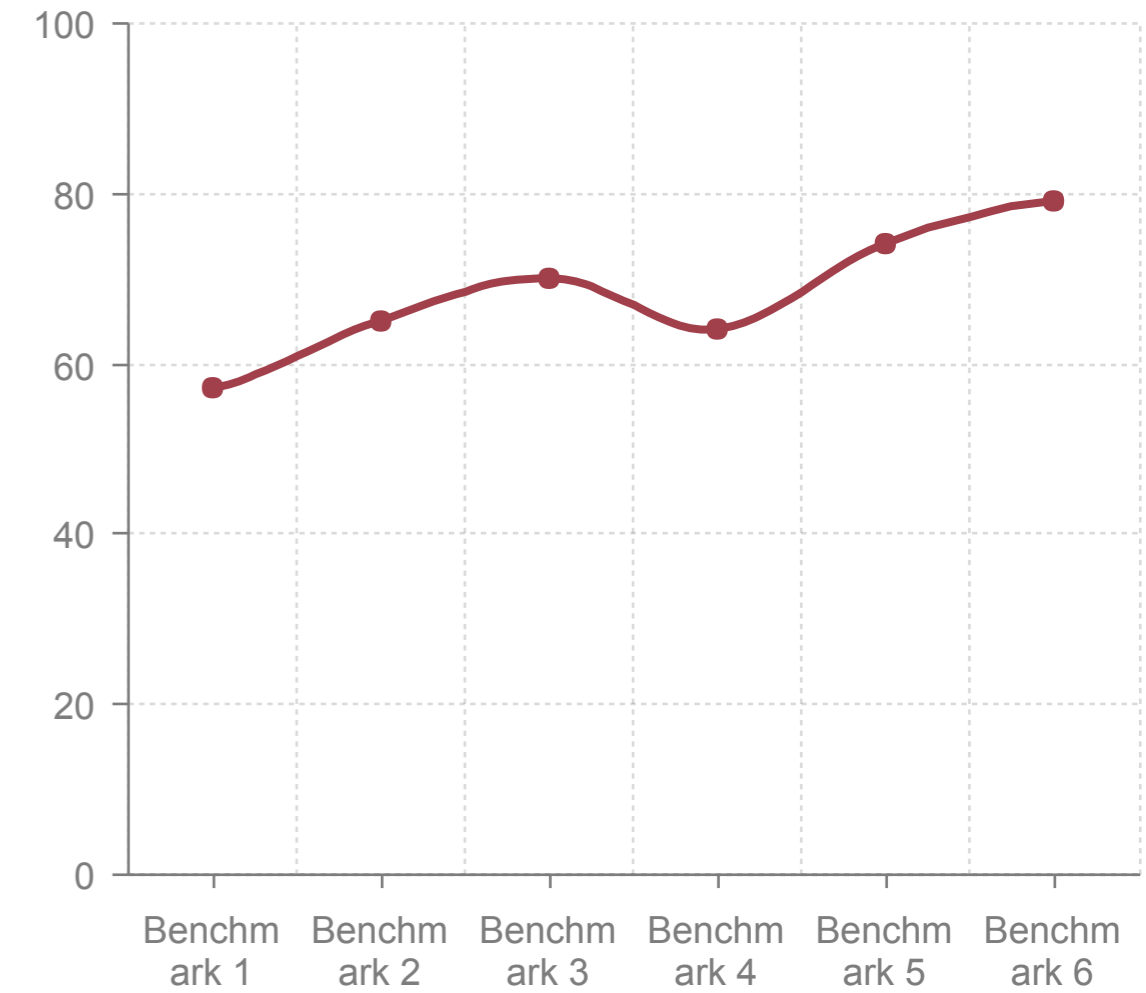
Grade 7 Science Benchmark

Overall Average 75%



Grade 8 Science Benchmark

Overall Average 68%

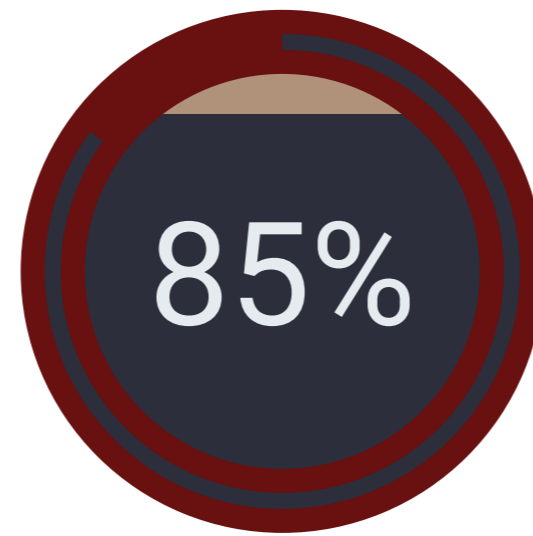


STUDY ISLAND: GRADE LEVEL BENCHMARK DATA

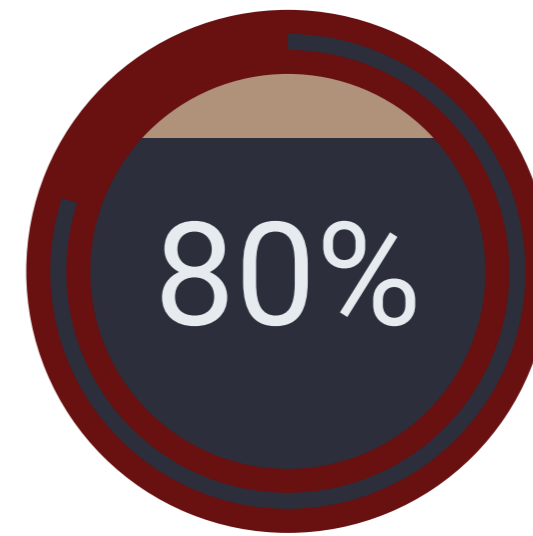
SCIENCE



6th Grade



7th Grade



8th Grade

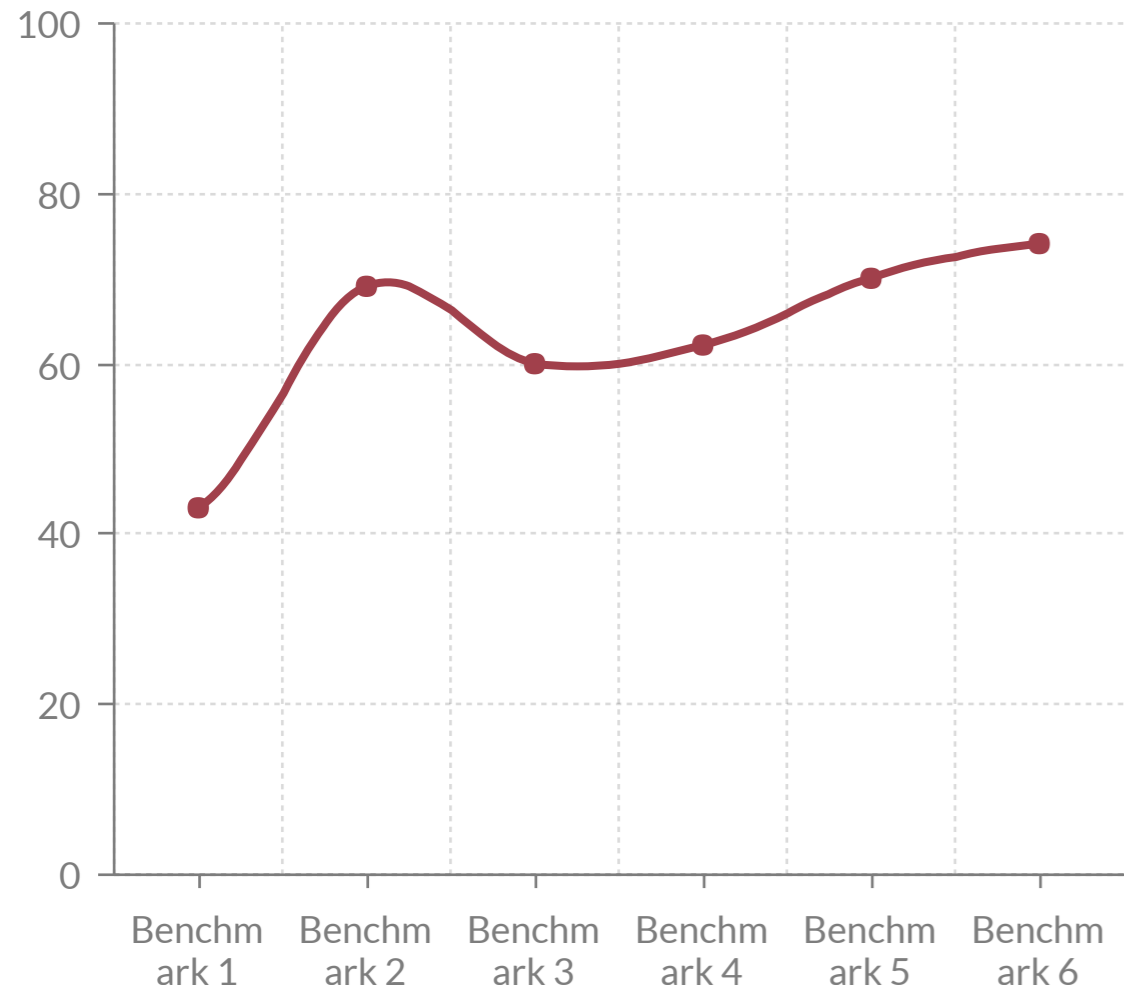
Overall Total Growth: 86%

**STUDY ISLAND: STUDENTS SHOWING GROWTH FROM BENCHMARK ONE TO SIX
SCIENCE**

SOCIAL STUDIES

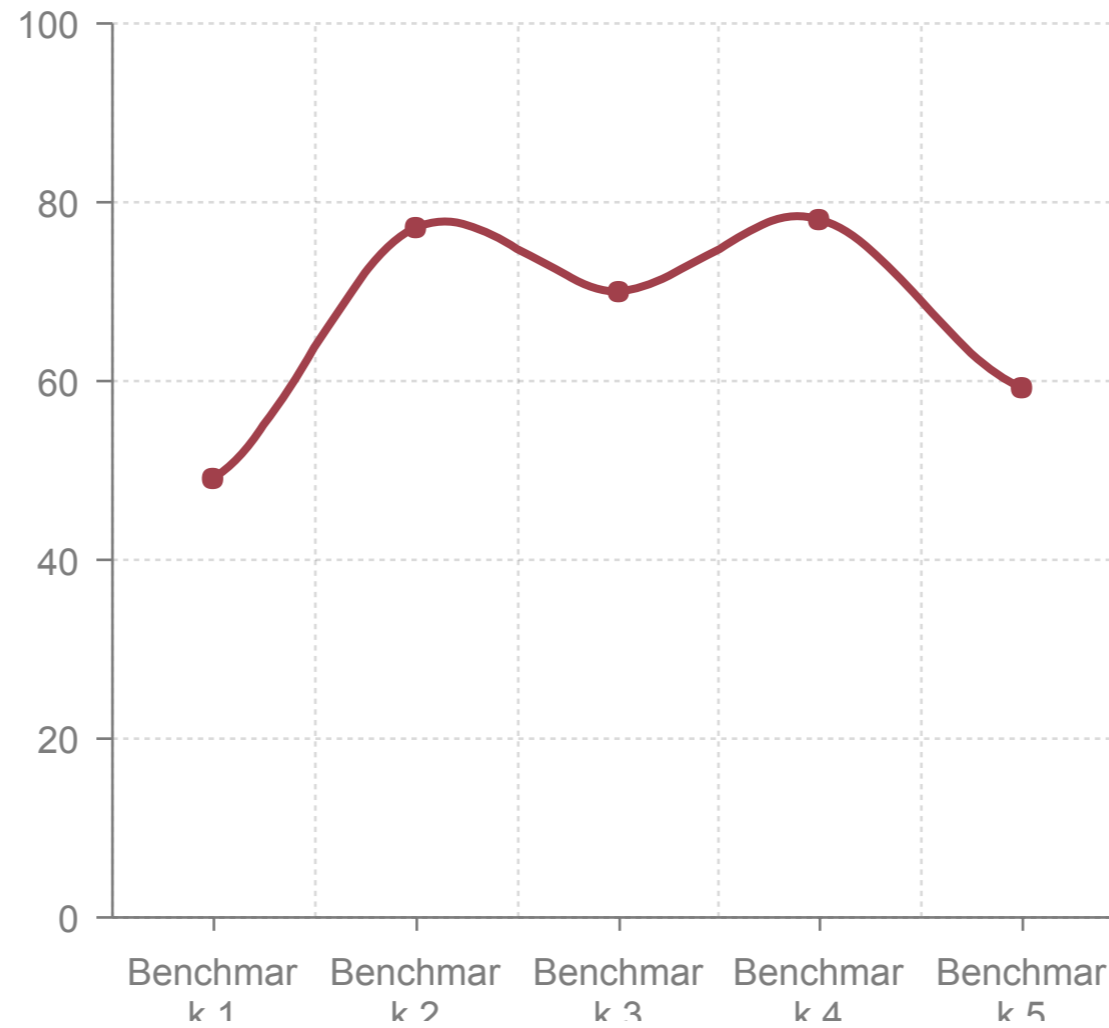
Grade 6 Social Studies Benchmark

Overall Average 66%



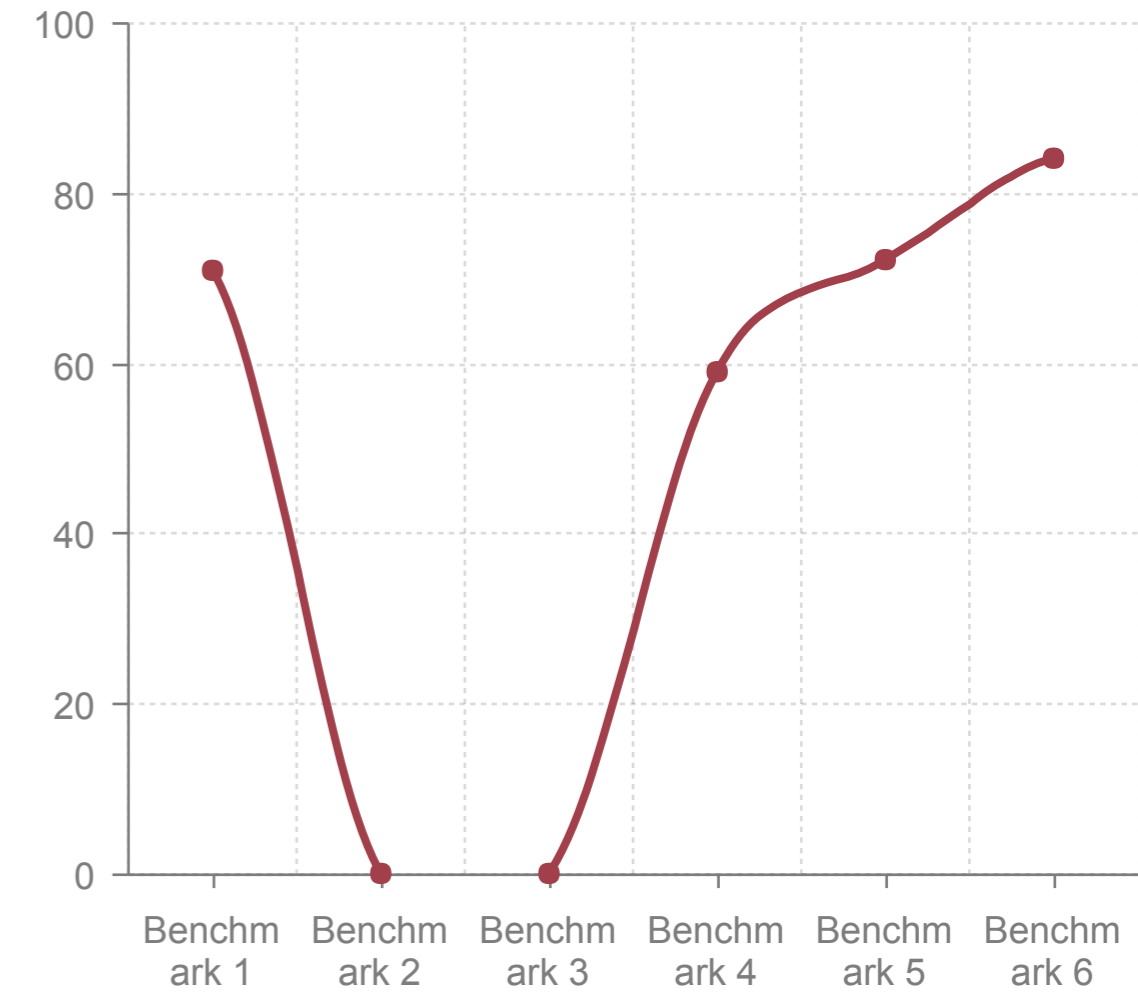
Grade 7 Social Studies Benchmark

Overall Average 67%



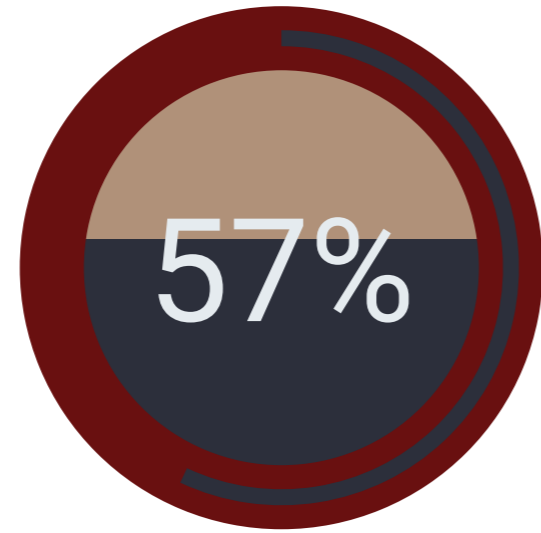
Grade 8 Social Studies Benchmark

Overall Average 78%

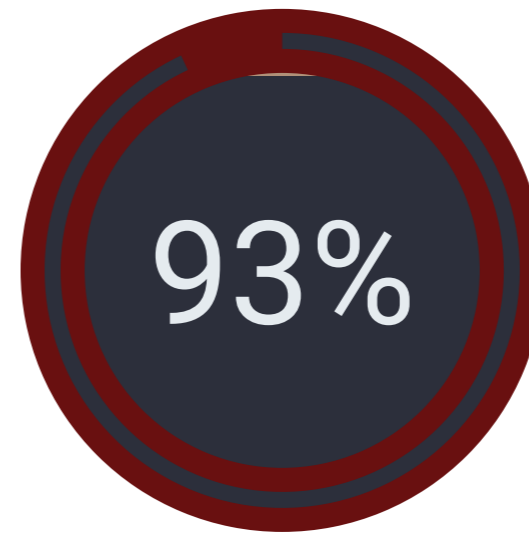


STUDY ISLAND: GRADE LEVEL BENCHMARK DATA

SOCIAL STUDIES



6th Grade



8th Grade

Overall Total Growth: 75%

**STUDY ISLAND: STUDENTS SHOWING GROWTH FROM BENCHMARK ONE TO SIX
SOCIAL STUDIES**

Cover Sheet

PYP Updates

Section: II. Executive Director Updates
Item: D. PYP Updates
Purpose: FYI
Submitted by:
Related Material: Short-version-3-5-REV (4).pdf

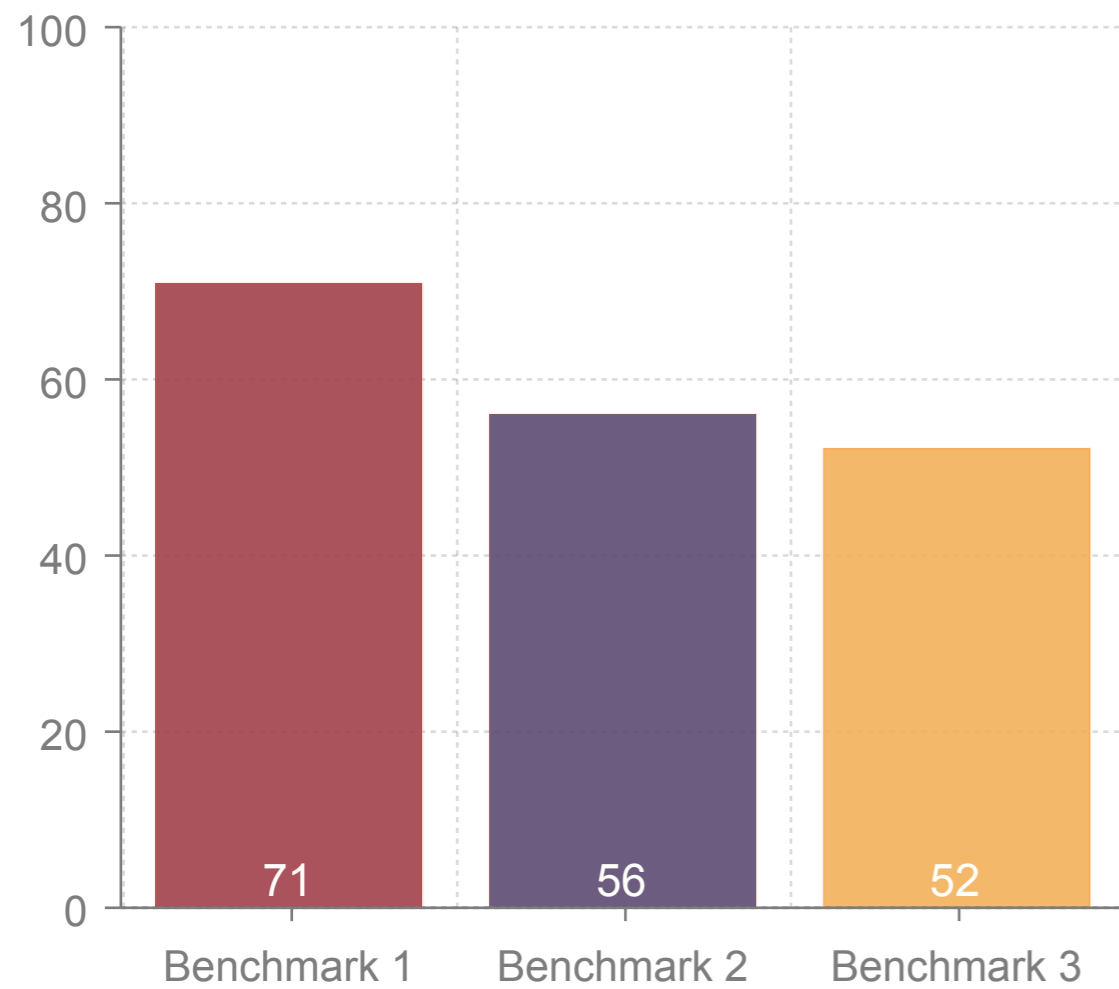
Quarter Three Data

Wesley International PYP

Math

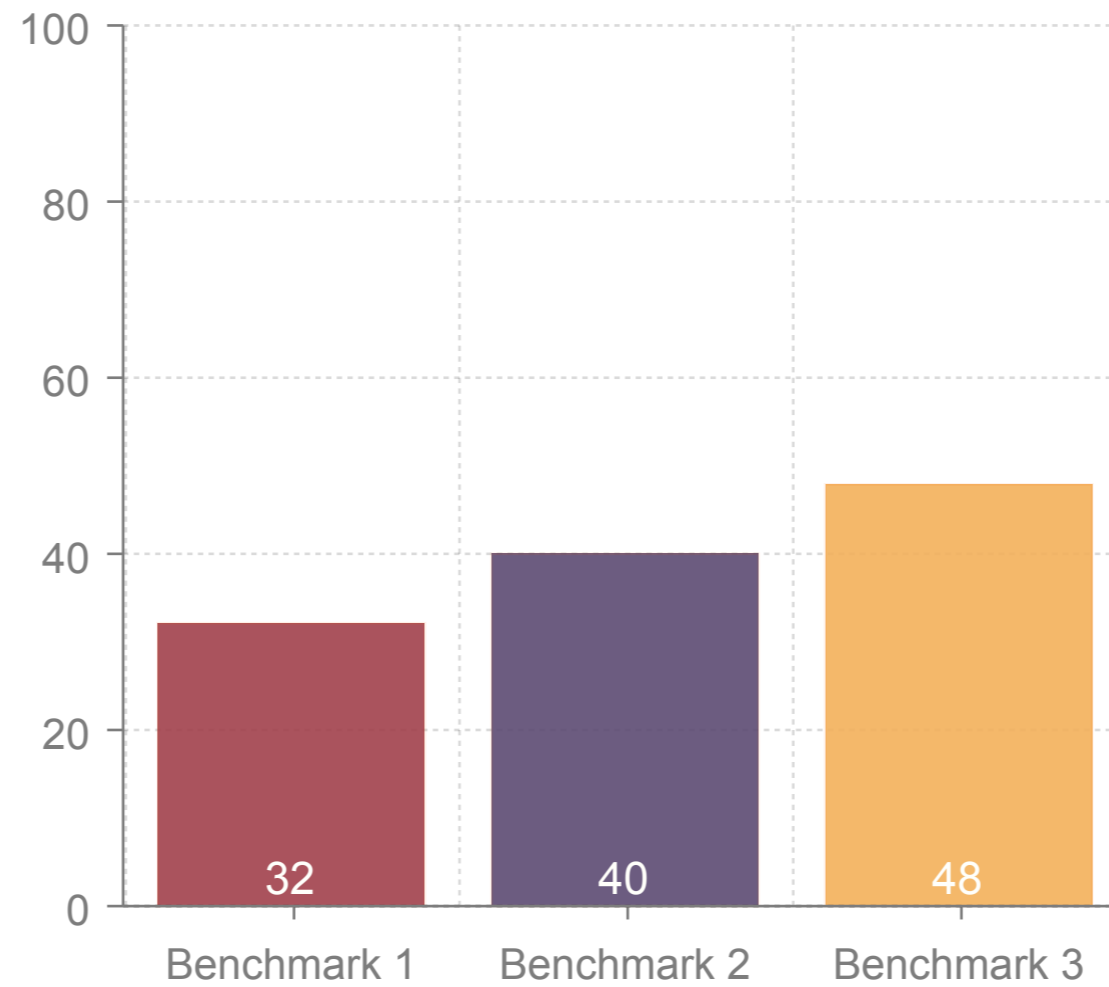
Grade 3 Math Benchmark

Overall Average 60%



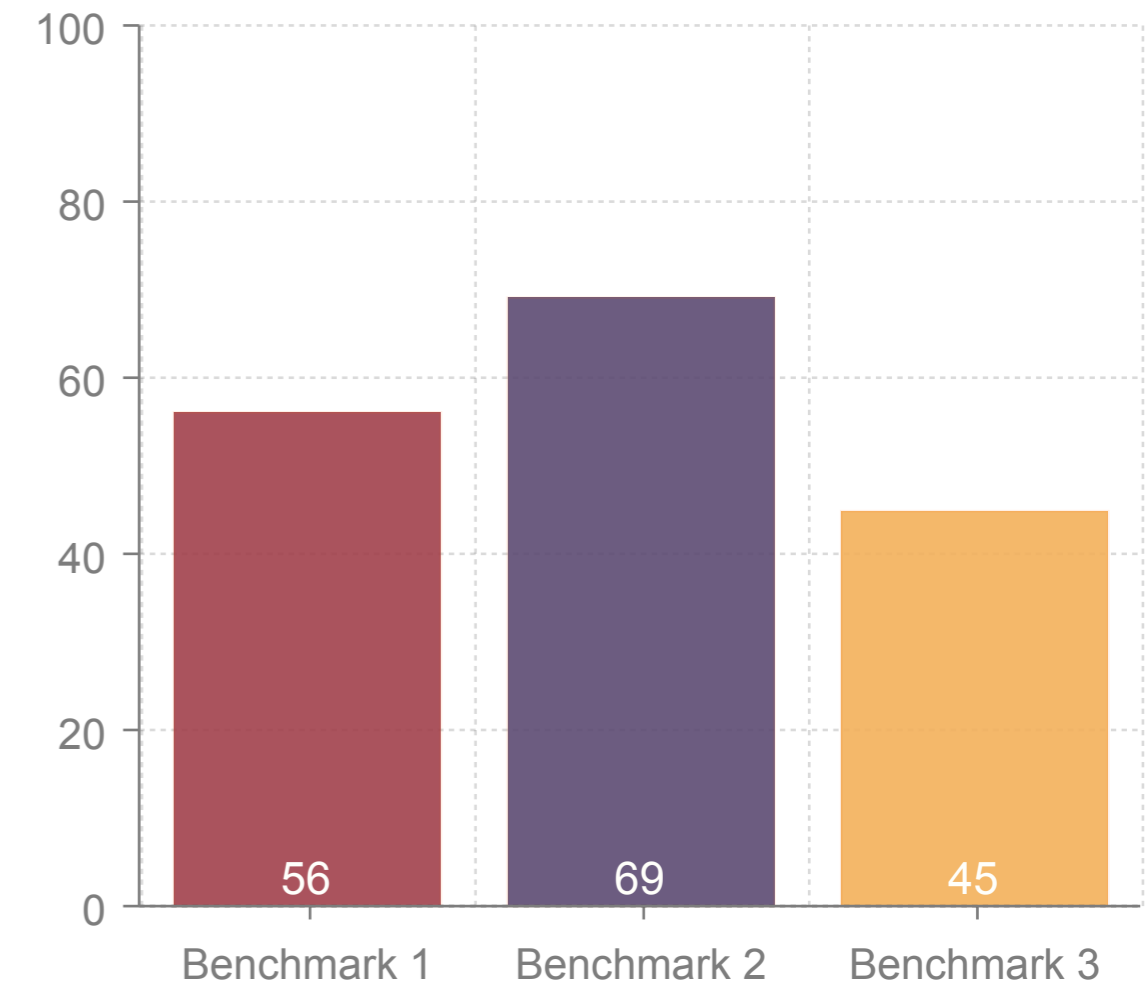
Grade 4 Math Benchmark

Overall Average 40%



Grade 5 Math Benchmark

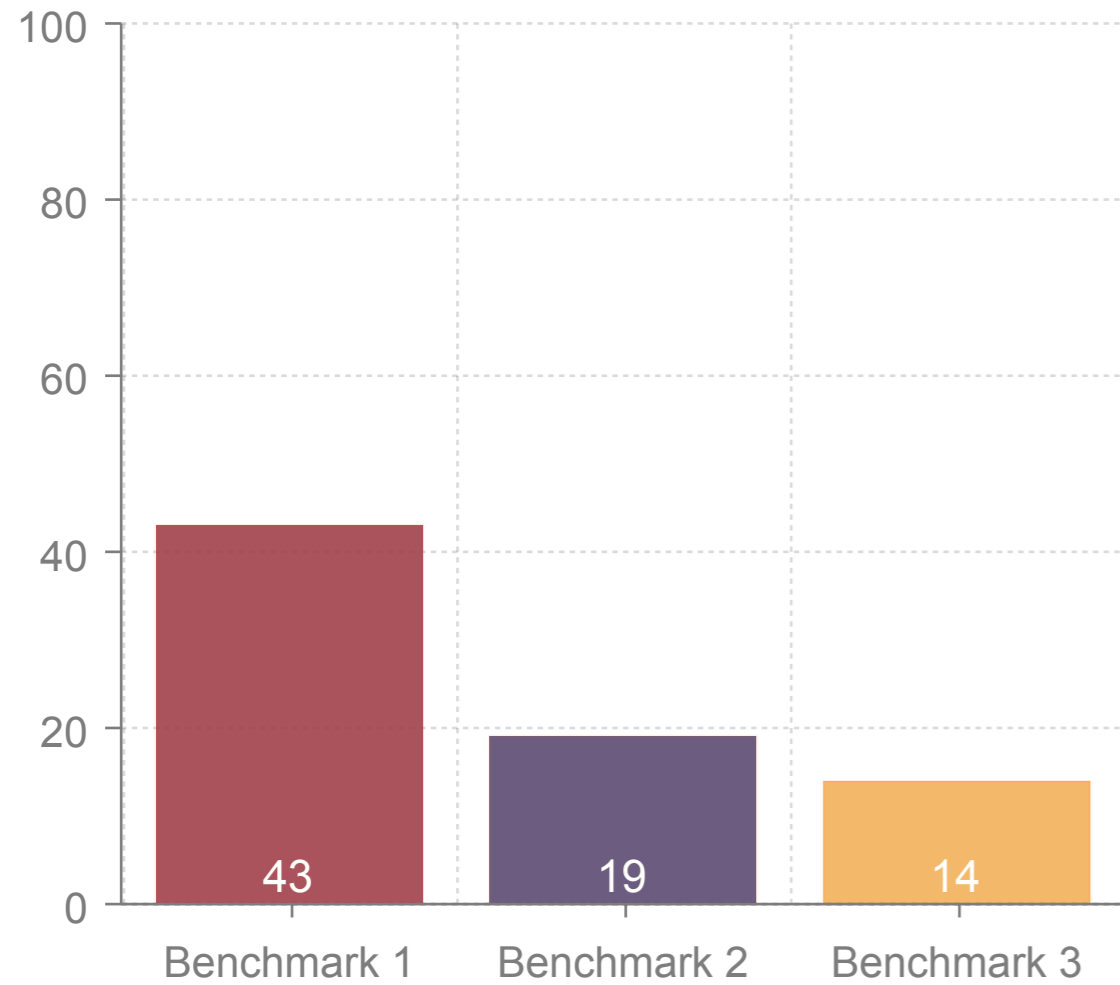
Overall Average 57%



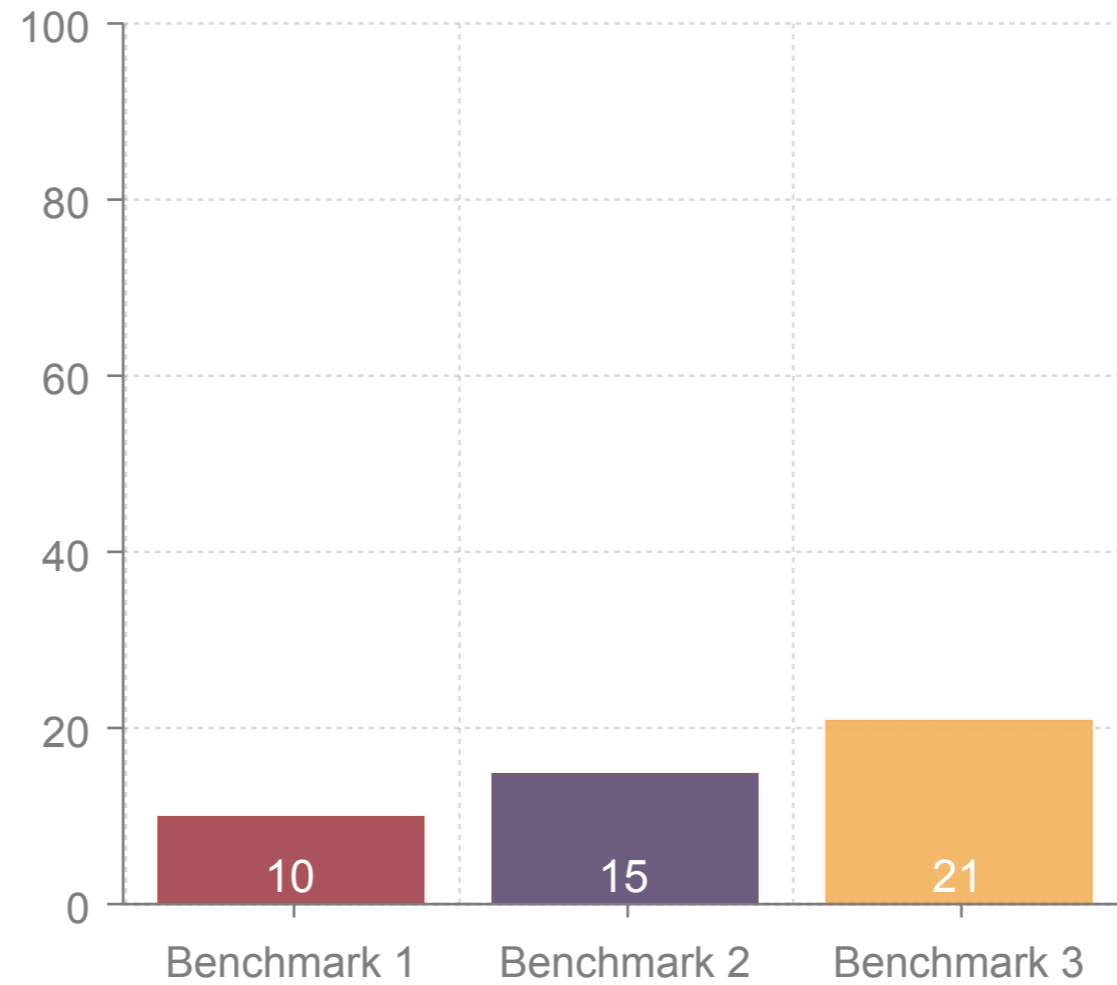
STUDY ISLAND: GRADE LEVEL BENCHMARK DATA

MATH

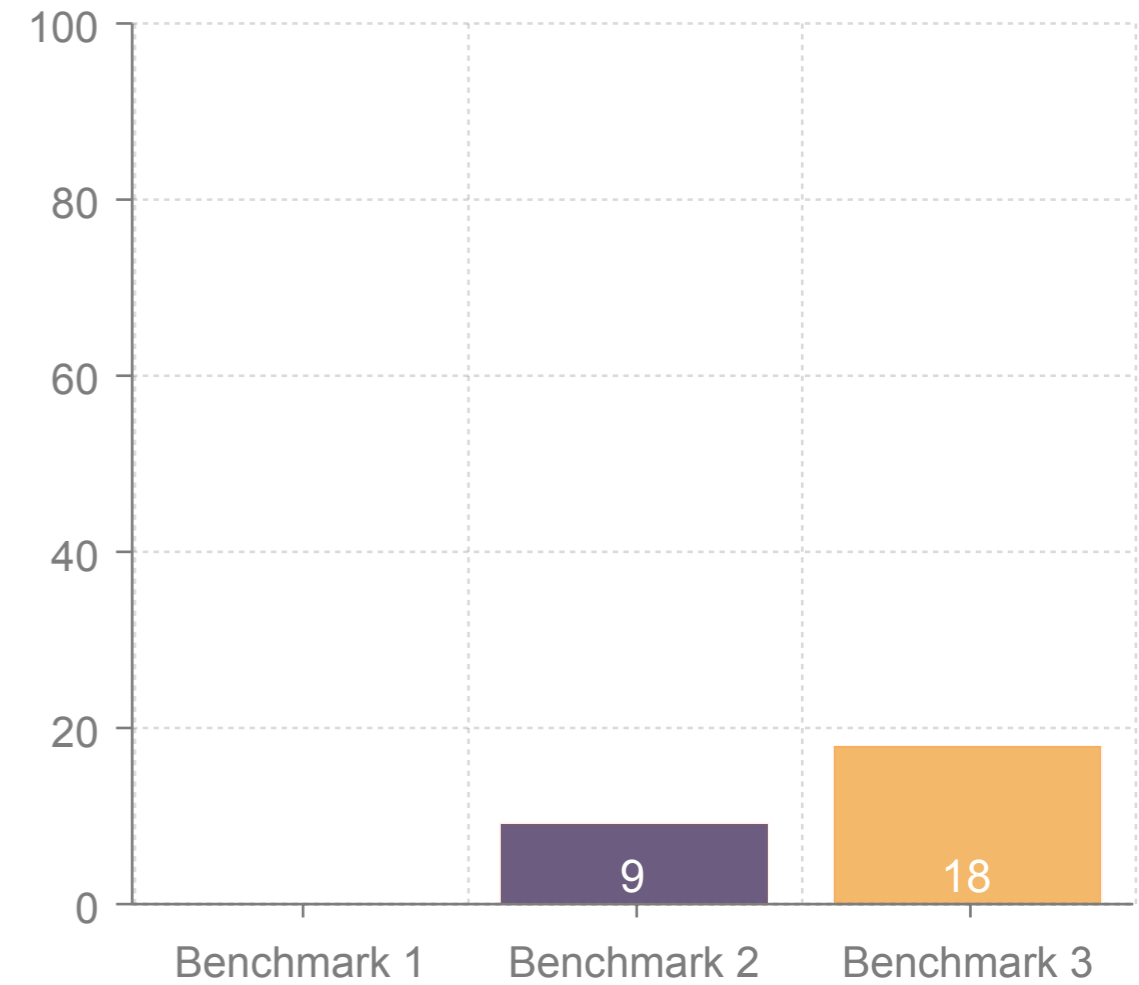
Grade 3 Small Group Math Benchmark
Overall Average 25%



Grade 4 Small Group Math Benchmark
Overall Average 15%



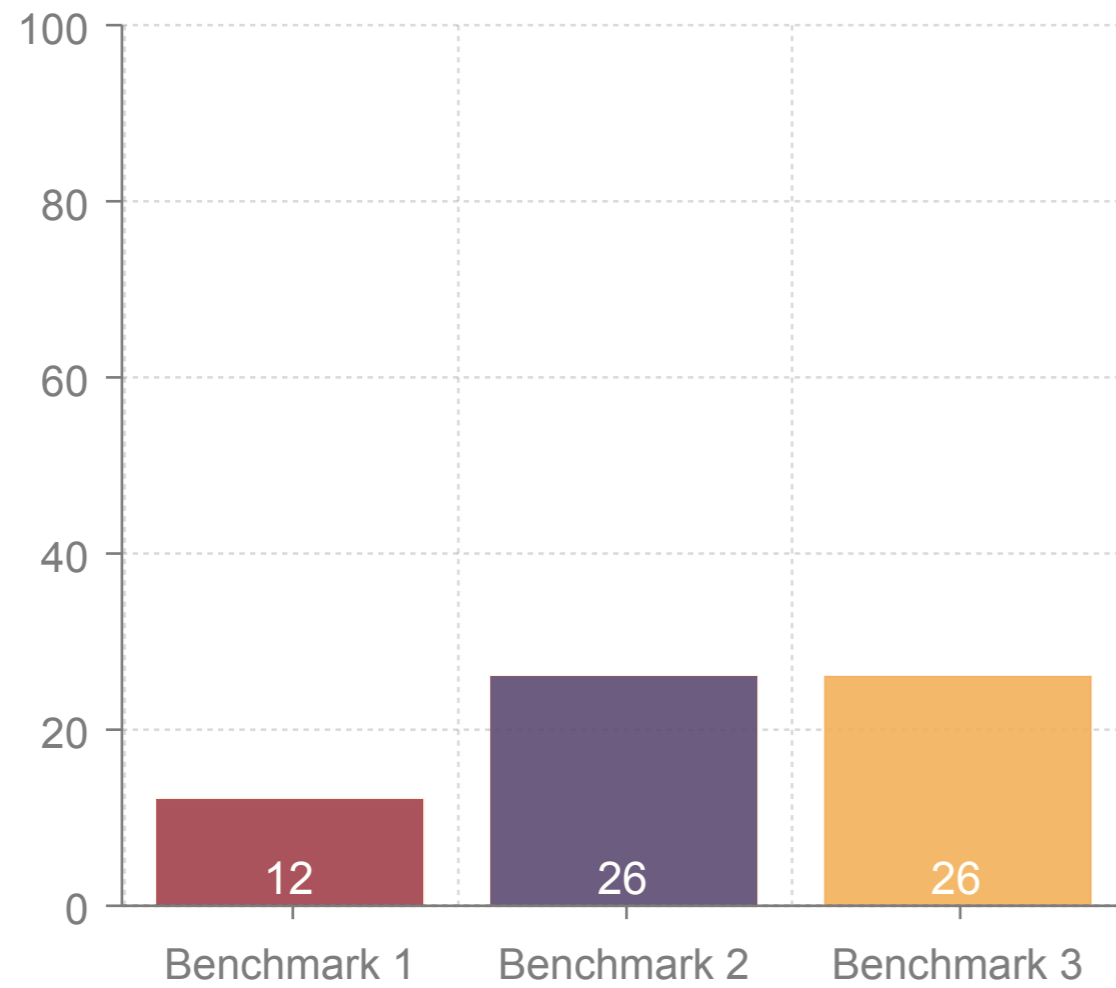
Grade 5 Small Group Math Benchmark
Overall Average 15%



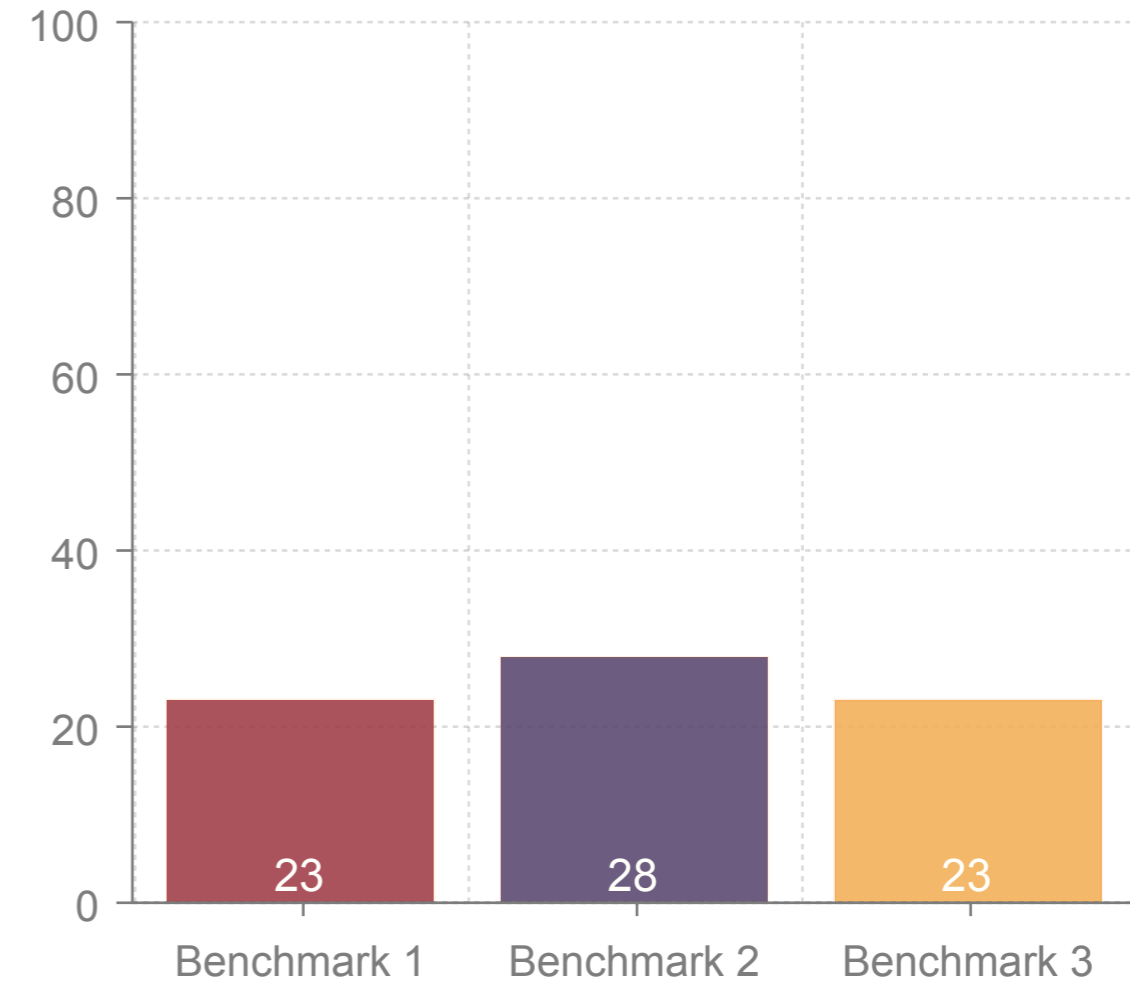
STUDY ISLAND: GRADE LEVEL BENCHMARK DATA

SMALL GROUP MATH

Grade 4 Co-Taught Math Benchmark
Overall Average 21%



Grade 5 Co-Taught Math Benchmark
Overall Average 25%



STUDY ISLAND: GRADE LEVEL BENCHMARK DATA

CO-TAUGHT MATH

STRONGEST STANDARDS

1. Rounding Numbers 76%
2. Multiply by Multiples of Ten- 75%
3. Model Multiplication- 66%
4. Real World Problems- 65%
5. Create Graphs- 73%
6. Fractions- 65%
7. Fractions -Number Line 67%

WEAKEST STANDARDS

1. Model Division- 48%
2. Number Sentences- 61%
3. Multiplication & Division Properties-47%
4. Opposite Operations -53%
5. Step Real World Problems- 46%
6. Number Patterns- 49%
7. Adding & Subtracting- 49%
8. Recognize & Generate Equivalent Fractions- 57%
9. Whole Numbers as Fractions- 61%
10. Comparing Fractions- 61%

STUDY ISLAND: STRENGTHS AND WEAKNESSES GRADE 3 MATH

WEAKEST STANDARDS

11. Time- 58%
- 12- Time Elapsed- 47%
13. Capacity & Mass- 4%
14. Interpret Bar Graphs- 27%
15. Unit Squared & Area- 63%
16. Area by Tiling & Multiplication- 53%
17. Perimeter- 31%
18. Dimensional Shapes- 19%
19. Shape Partitions- 54%

STUDY ISLAND: STRENGTHS AND WEAKNESSES

GRADE 3 MATH

STRONGEST STANDARDS

1. Real World Multiplicative Comparison- 74%
2. Real World Add & Subtract Fractions- 70%
3. Decimal Fractions- 67%

WEAKEST STANDARDS

1. Multiplicative Comparisons- 39%
2. Real World Multi-step- 32%
3. Factors & Multiples- 37%
4. Patterns- 28%
5. Place Value- 40%
6. Read & Write Numbers- 45%
7. Compare Numbers- 58%
8. Rounding Numbers- 35%
9. Addition & Subtraction- 18%
10. Multiplication- 34%
11. Division- 48%

STUDY ISLAND: STRENGTHS AND WEAKNESSES GRADE 4 MATH

WEAKEST STANDARDS

- 12. Equivalent Fractions- 37%
- 13. Compare Fractions- 42%
- 14. Add & Subtract Fractions- 47%
- 15. Decompose Fractions- 46%
- 16. Add & Subtract Mixed Fractions- 28%
- 17. Compare Decimals- 35%

STUDY ISLAND: STRENGTHS AND WEAKNESSES

GRADE 4 MATH

STRONGEST STANDARDS

1. Division of Whole Numbers- 67%
2. Representation of Decimals- 67%
3. Number Patterns- 66%

WEAKEST STANDARDS

1. Order of Operations- 23%
2. Numerical Expressions- 63%
3. Powers of Ten- 21%
4. Comparing Decimals- 58%
5. Rounding Decimals- 53%
6. Multiply Whole Numbers- 64%
7. Numerical Expressions- 63%
8. Add & Subtract Decimals- 64%
9. Multiply & Divide Decimals- 57%
10. Add & Subtract Fractions- 55%
11. Real World Add and Subtract Fractions- 47%

STUDY ISLAND: STRENGTHS AND WEAKNESSES GRADE 5 MATH

WEAKEST STANDARDS

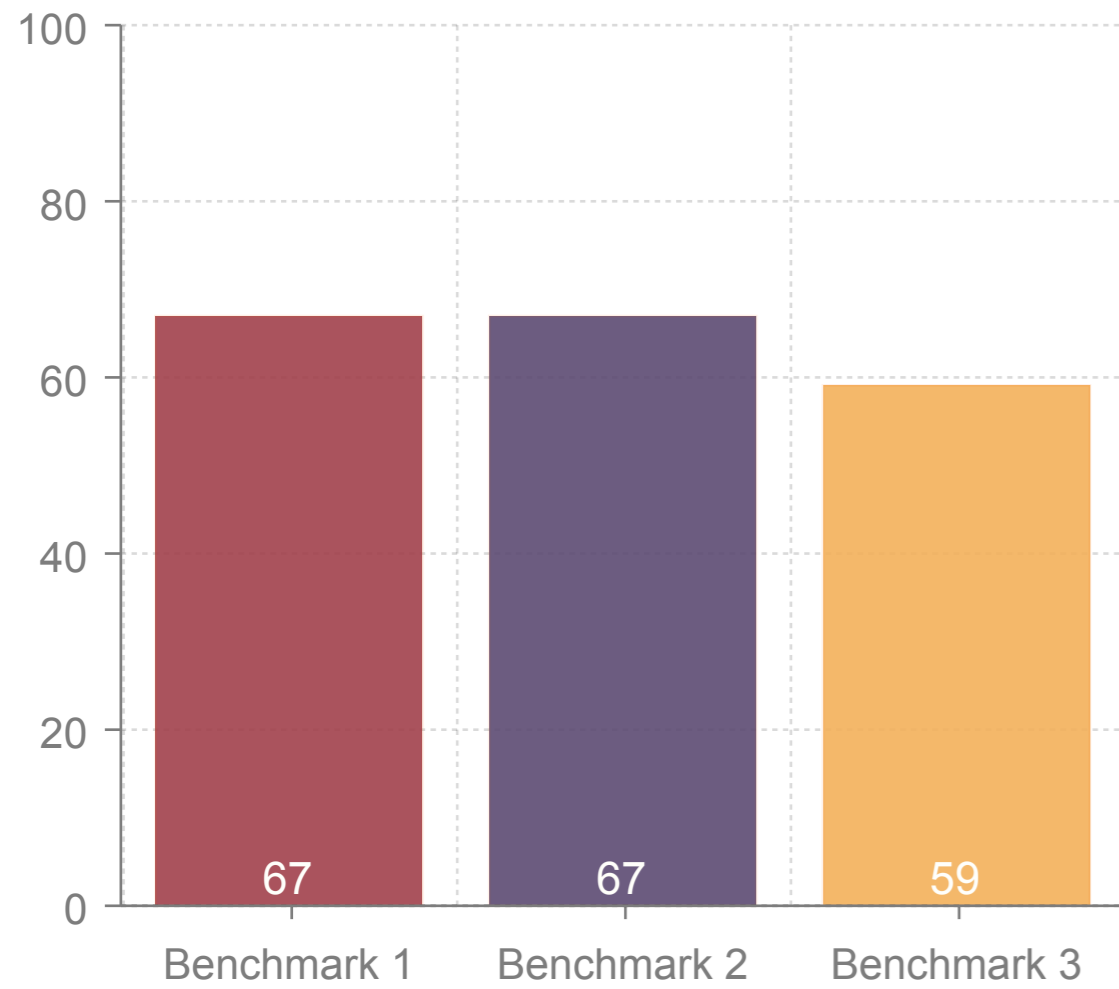
- 12. Multiplication with Fractions- 44%
- 13. Area- Fractional Lengths- 45%
- 14. Interpreting Fractions as Division- 39%
- 15. Representing and Interpreting Data- 23%
- 16. Volume- Unit Cubes 37%
- 17. Volume with Unit Cubes 30%
- 18. Volume- 36%
- 19. Volume- of Composite Figures- 5%
- 20. Coordinate System- 48%
- 21. Two Dimensional Figures- 16%

STUDY ISLAND: STRENGTHS AND WEAKNESSES

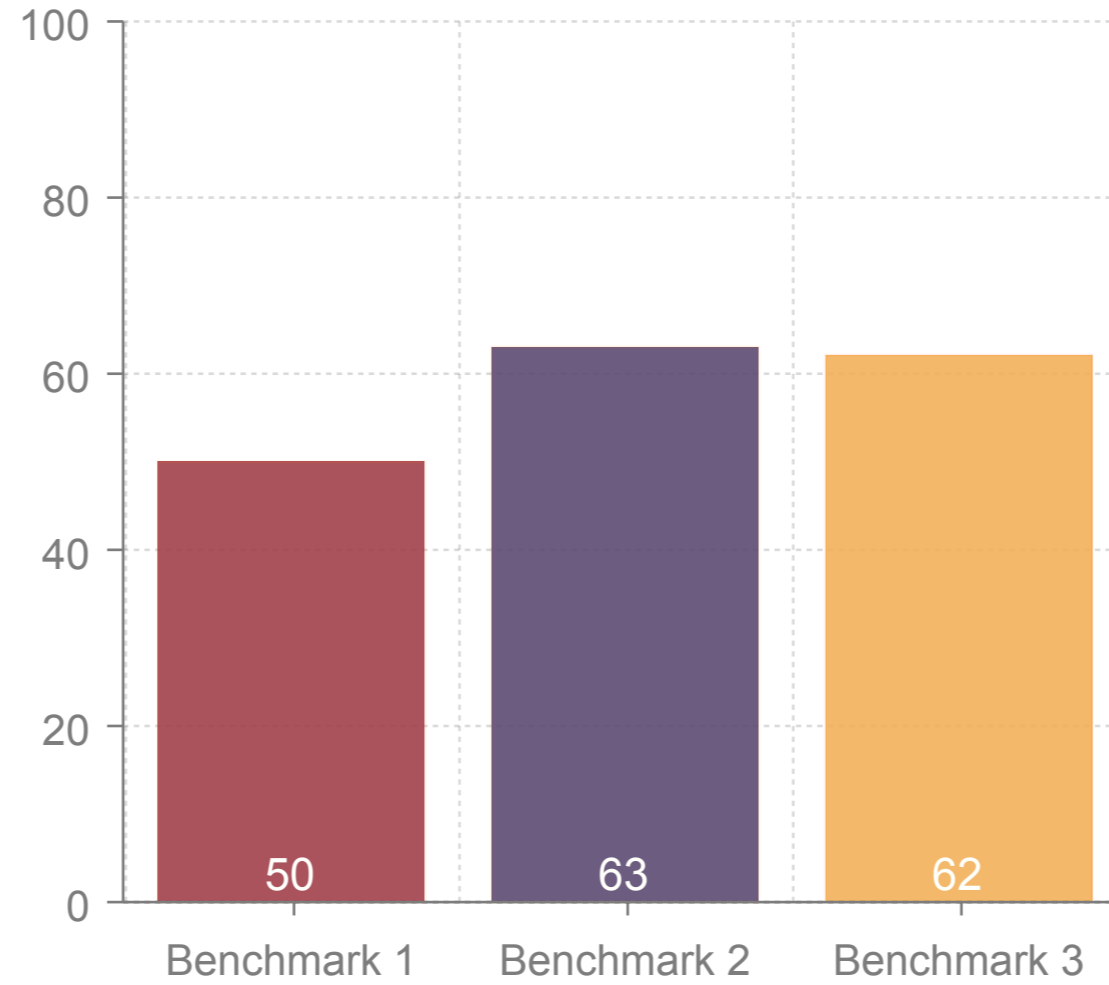
GRADE 5 MATH

ELA

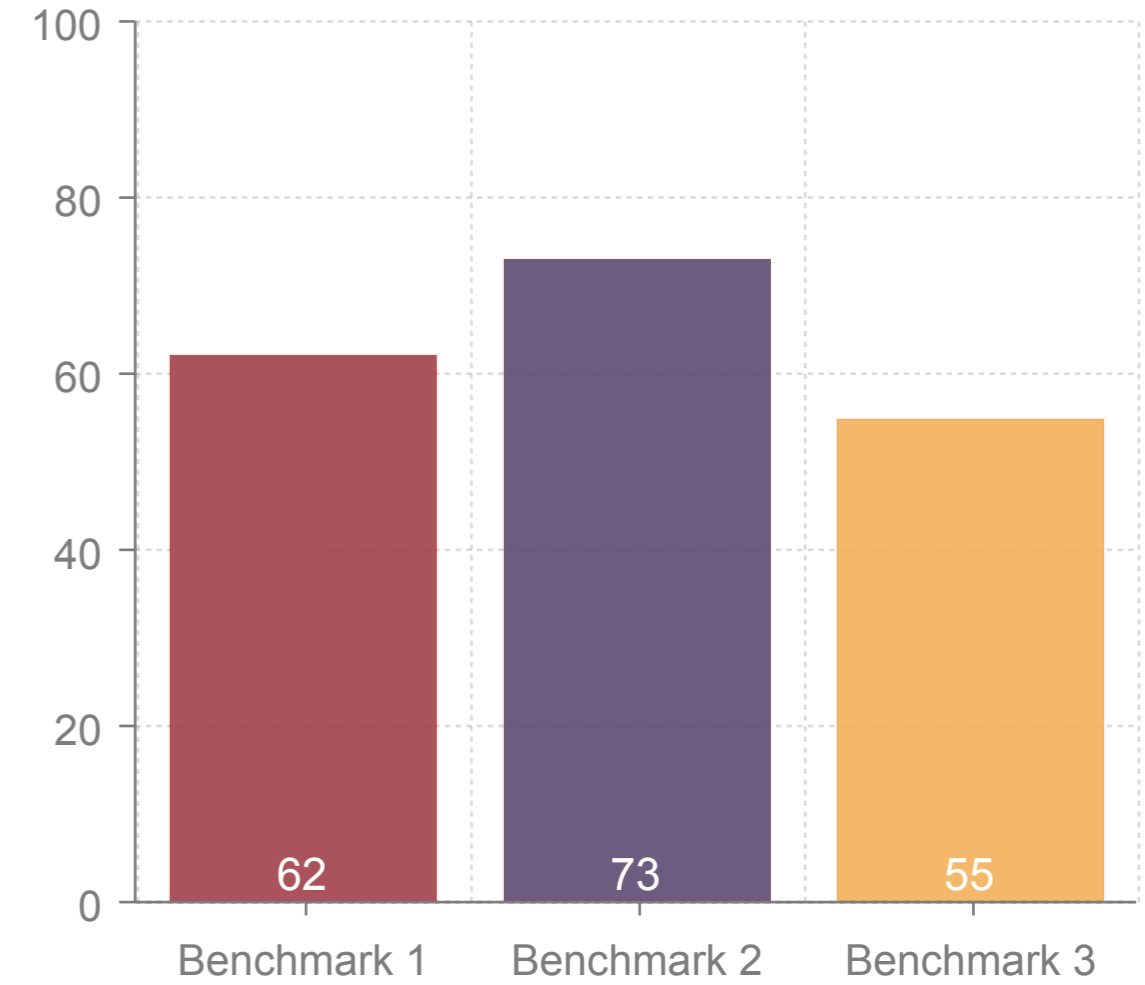
Grade 3 ELA Benchmark
Overall Average 64%



Grade 4 ELA Benchmark
Overall Average 58%



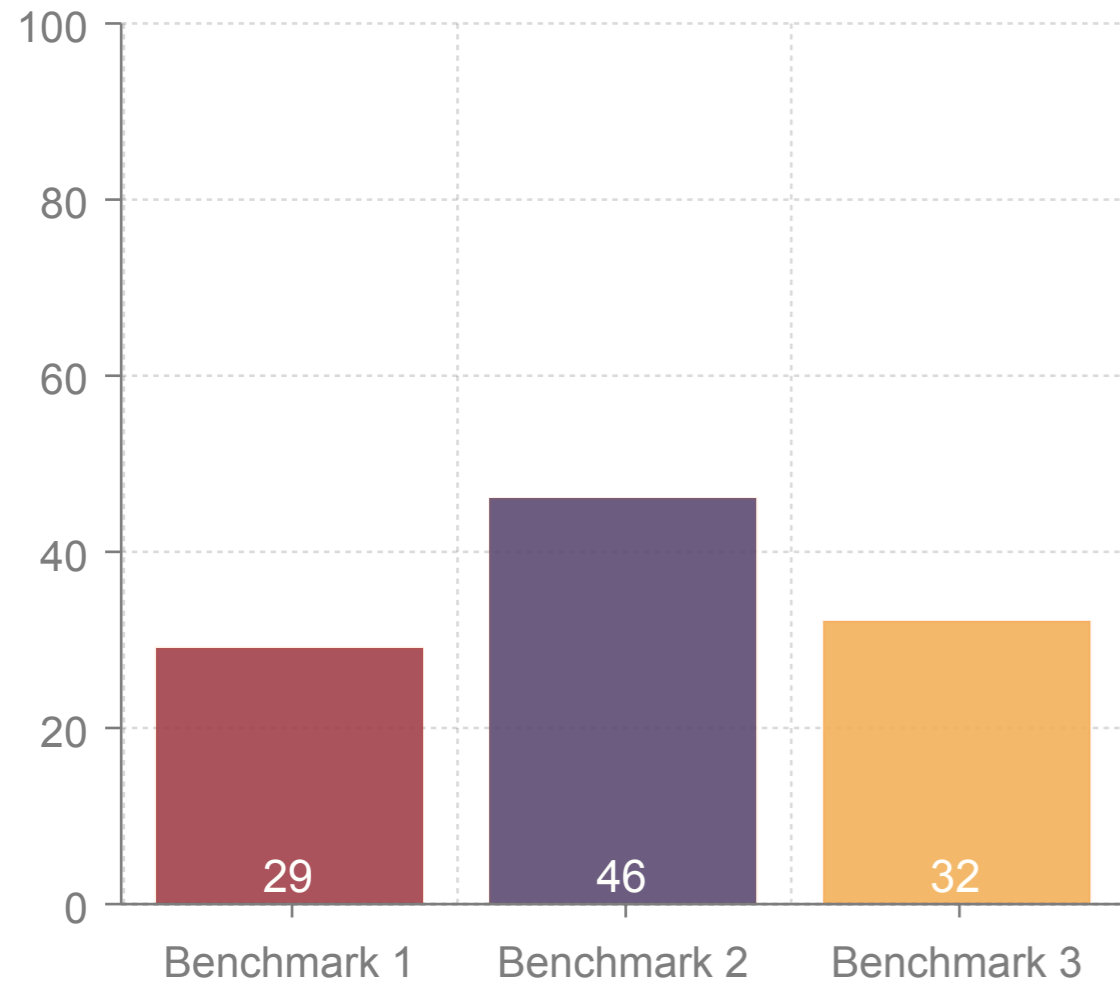
Grade 5 ELA Benchmark
Overall Average 63%



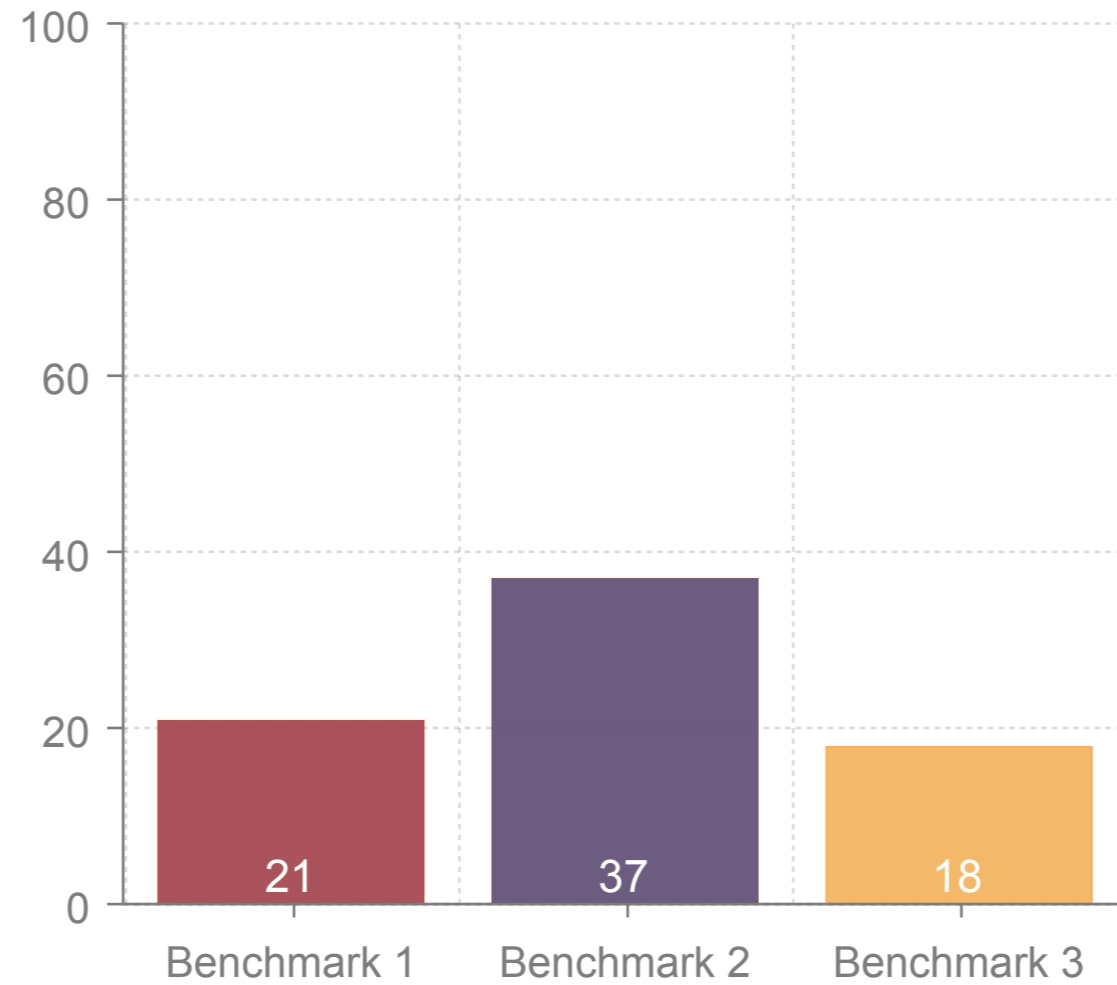
STUDY ISLAND: GRADE LEVEL BENCHMARK DATA

ELA

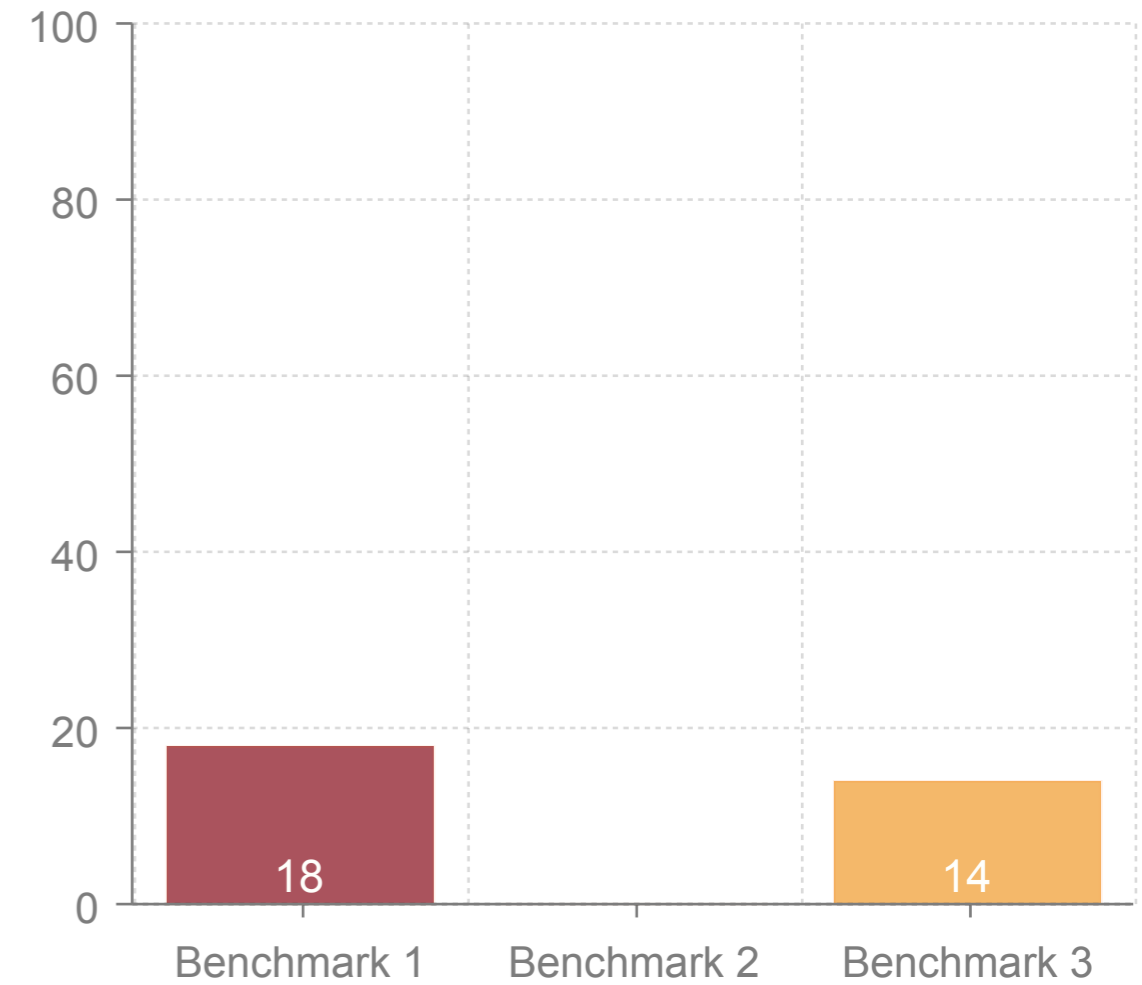
Grade 3 Small Group ELA Benchmark
Overall Average 36%



Grade 4 Small Group ELA Benchmark
Overall Average 25%



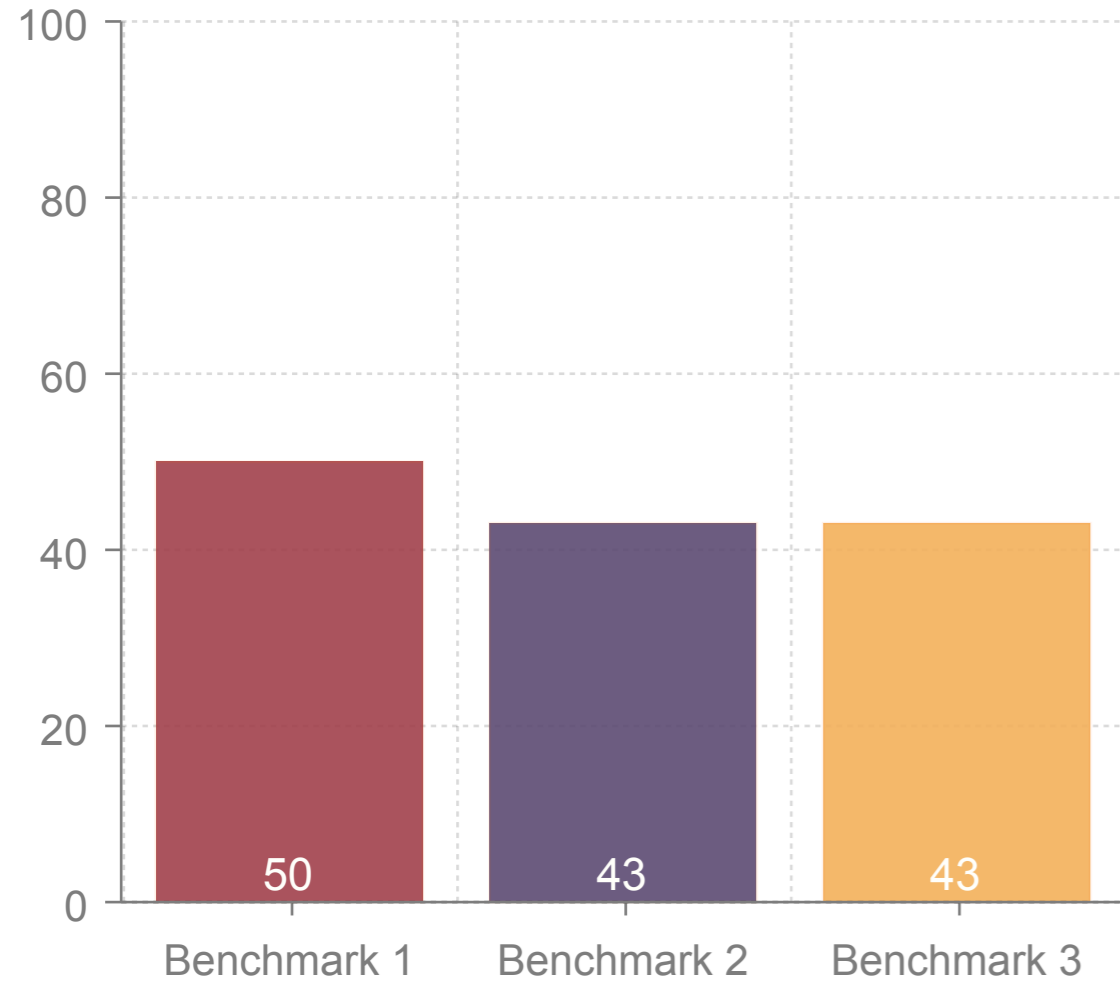
Grade 5 Small Group ELA Benchmark
Overall Average 16%



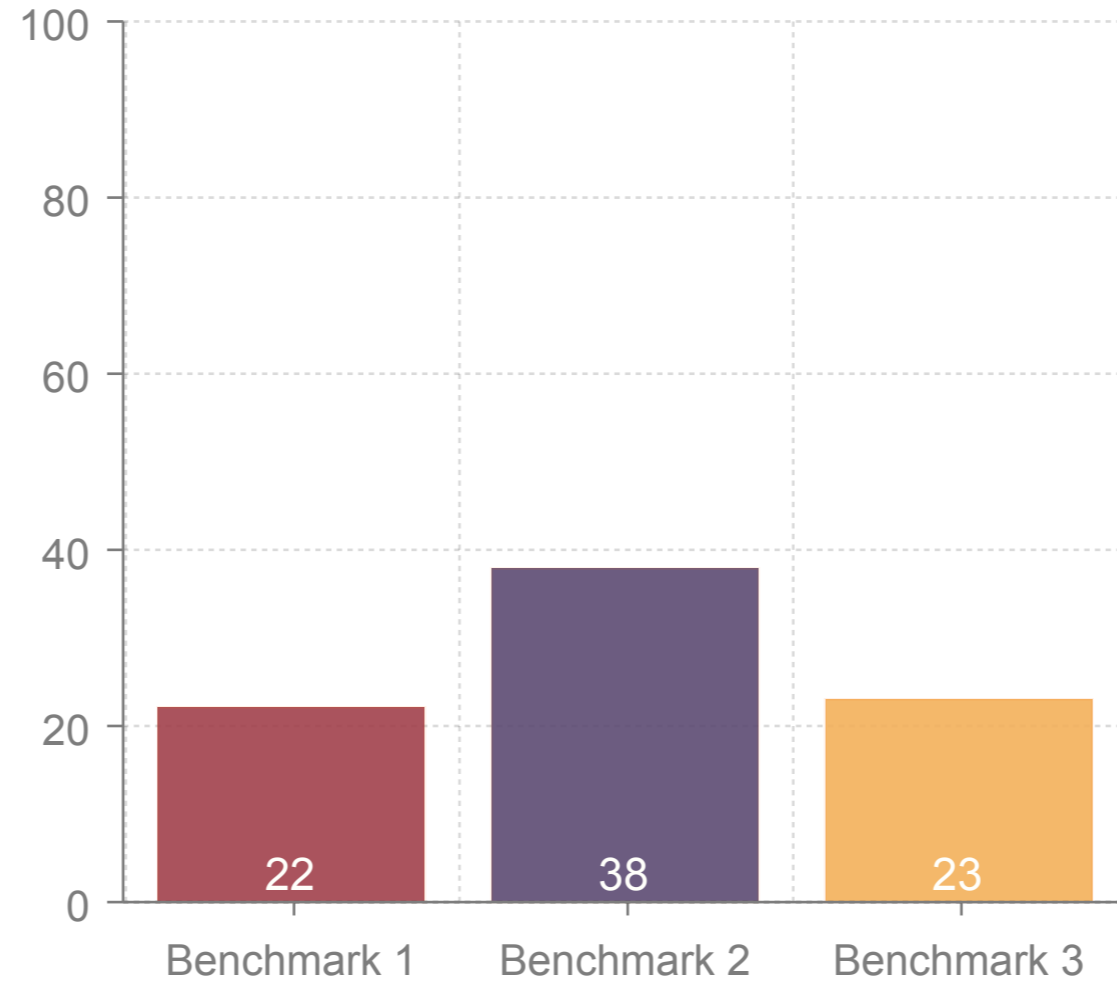
STUDY ISLAND: GRADE LEVEL BENCHMARK DATA

SMALL GROUP ELA

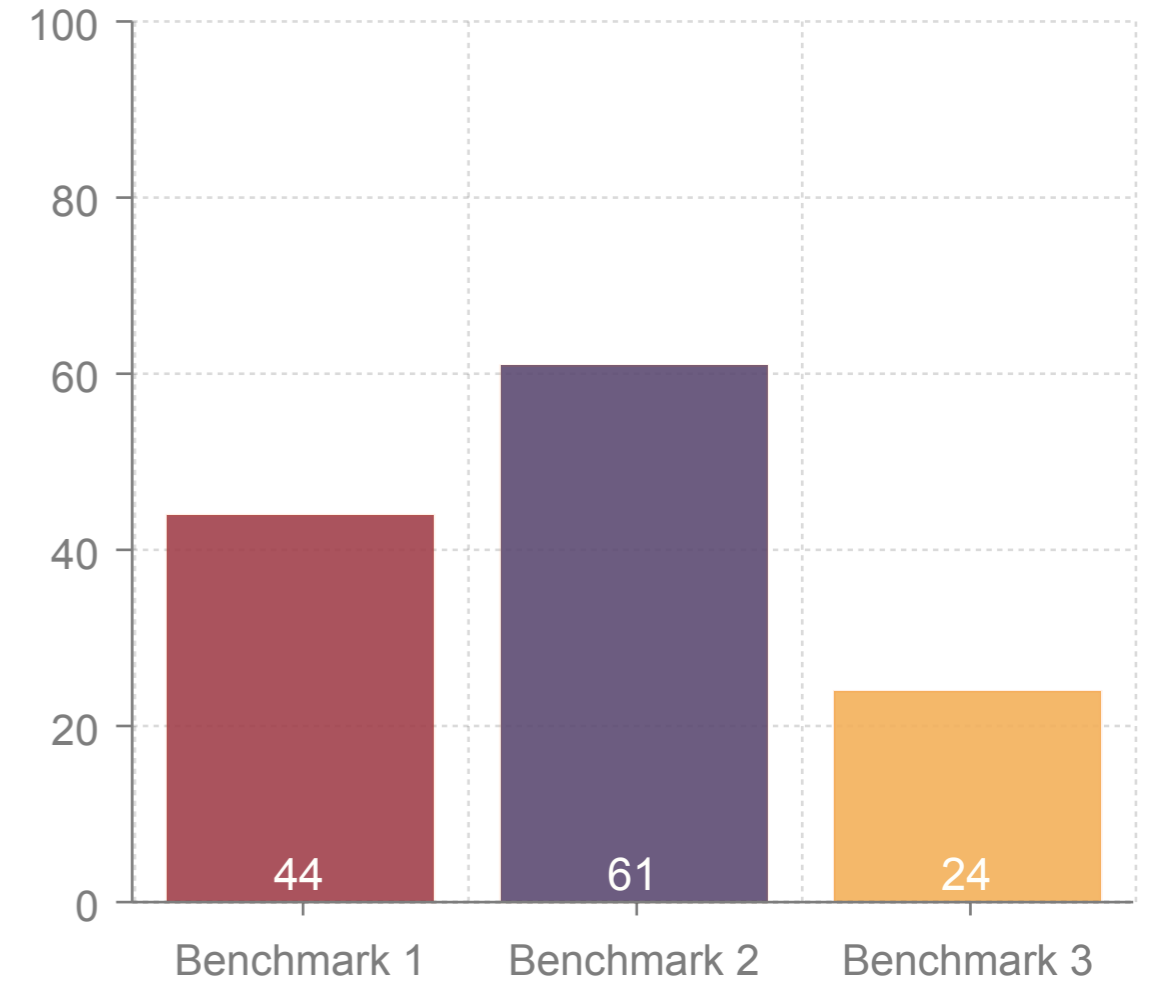
Grade 3 Co-Taught ELA Benchmark
Overall Average 45%



Grade 4 Co-Taught ELA Benchmark
Overall Average 28%



Grade 5 Co-Taught ELA Benchmark
Overall Average 43%



STUDY ISLAND: GRADE LEVEL BENCHMARK DATA

CO-TAUGHT ELA

STRONGEST STANDARDS

1. Asking & Answering Questions- 71%
2. Employing Dialogue- 74%
3. Setting- 88%
4. Context Clues- 73%
5. Structure of Texts- 70%
6. Maps, Charts & Photographs- 66%
7. Root Words & Affixes- 71%
8. Nouns- 79%
9. Pronouns- 78%
10. Plurals- 66%
11. Capitalization & Punctuation- 70%

WEAKEST STANDARDS

1. Recounting Stories- 47%
2. Lessons & Morals- 39%
3. Story Elements- 38%
4. Sequence of Events- 46%
5. Determining Meaning of Nonliteral Language- 60%
6. Point of View- 60%
7. Compare and Contrast 32%
8. Text Features- 59%

STUDY ISLAND: STRENGTHS AND WEAKNESSES

GRADE 3 ELA

WEAKEST STANDARDS

- 9. Author's Point of View- 50%
- 10. Introducing & Closing Topics- 43%
- 11. Linking Words and Phrases- 60%
- 12. Language Usage- 56%
- 13. Reference Materials- 59%

STUDY ISLAND: STRENGTHS AND WEAKNESSES

GRADE 3 ELA

STRONGEST STANDARDS

1. Textual Evidence- 86%
2. Drawing Inferences- 67%
3. Theme- 67%
4. Characters- 72%
5. Setting- 83%
6. Academic Language- 73%
7. Graphic Features- 68%
8. Using Evidence to Support Claims- 65%
9. Main Idea- 75%
10. Text Structure- 72%
11. Cause & Effect- 74%
12. Plot- 65%

WEAKEST STANDARDS

1. Summarizing Text- 64%
2. Figurative Meanings- 57%
3. Poems, Dramas, & Prose- 57%
4. Comparing Points of Views- 46%
5. Visual Presentation of Text- 59%
6. Text Structures- 35%
7. Events & Procedures, & Ideas- 54%

STUDY ISLAND: STRENGTHS AND WEAKNESSES
GRADE4 ELA

STRONGEST STANDARDS

1. Conjunctions- 66%
2. Prepositions- 92%
3. Punctuation- 69%
4. Spelling- 65%
5. Multiple Meaning Words- 70%
6. Textual Evidence- 77%
7. Plot- 66%
8. Narrator's Point on View- 80%
9. Visual Elements- 72%
10. Academic Language- 65%
11. Information from Sources- 65%

WEAKEST STANDARDS

1. Main Idea 41%
2. Cause and Effect- 61%
3. Text Structure- 18%
4. Figurative Language- 34%
5. Structures of Text- 26%
6. Characters- 31%
7. Drawing Inferences- 38%
8. Summarizing Texts-53%
9. Theme- 22%

STUDY ISLAND: STRENGTHS AND WEAKNESSES

GRADE 5 ELA

WEAKEST STANDARDS

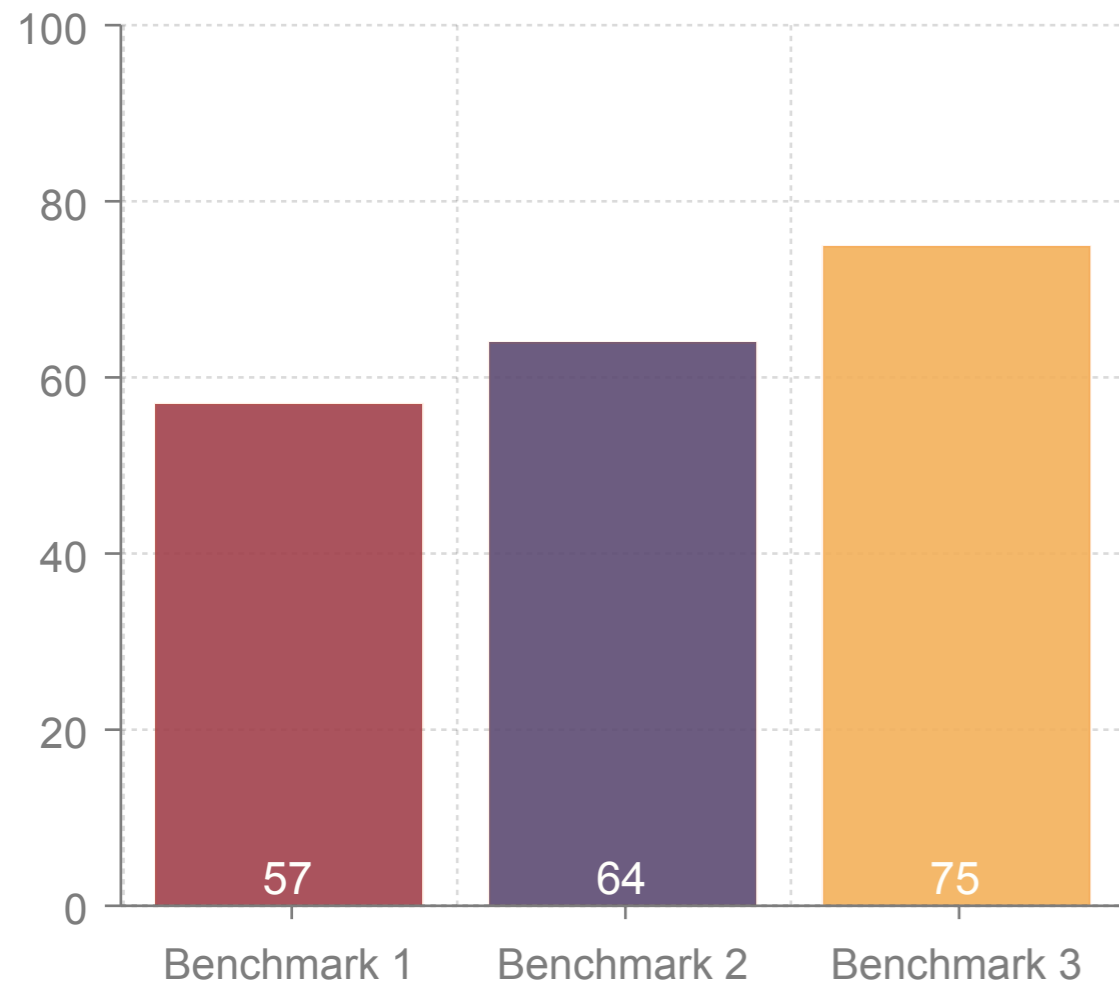
- 10. Reference Materials- 32%
- 11. Language Usage- 53%
- 12. Context Clues- 55%
- 13. Capitalization- 55%

STUDY ISLAND: STRENGTHS AND WEAKNESSES

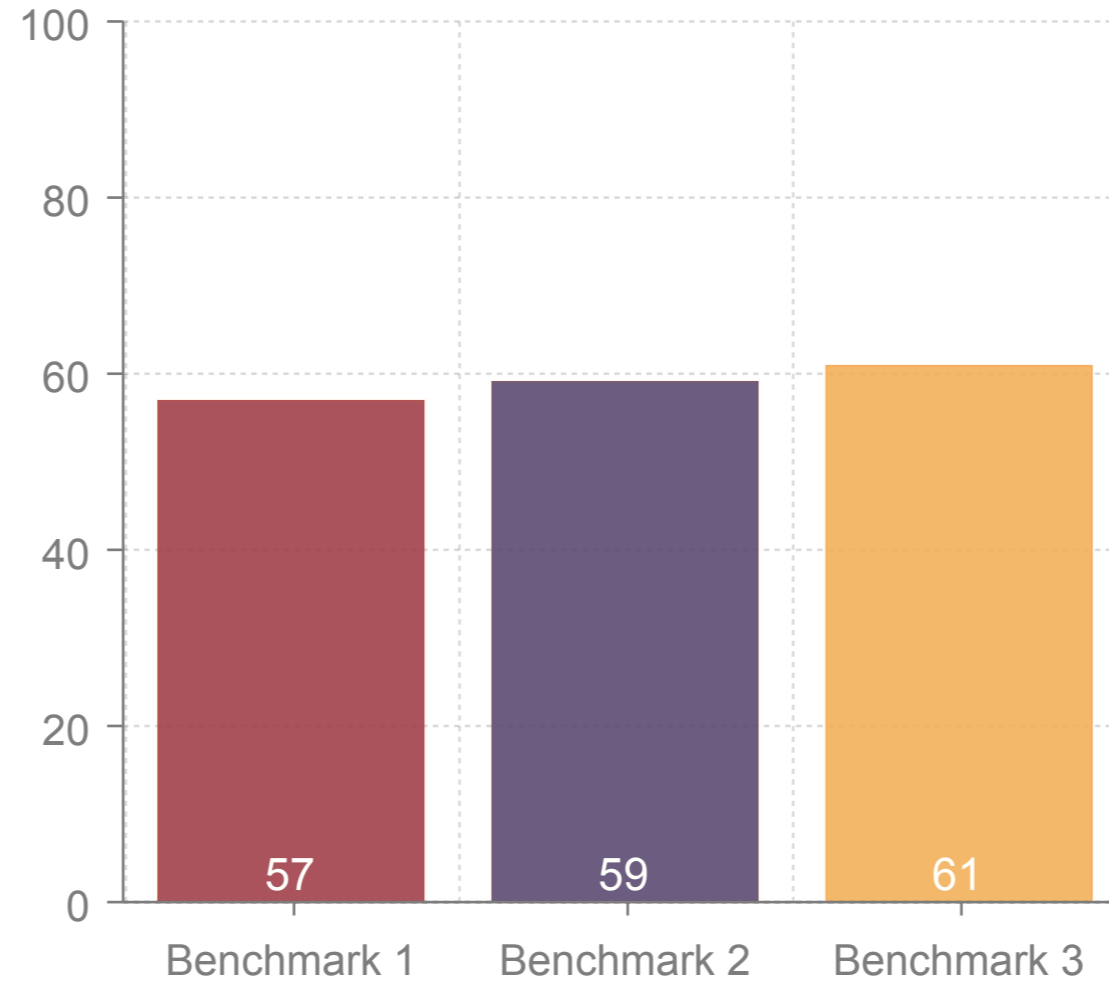
GRADE 5 ELA

SCIENCE

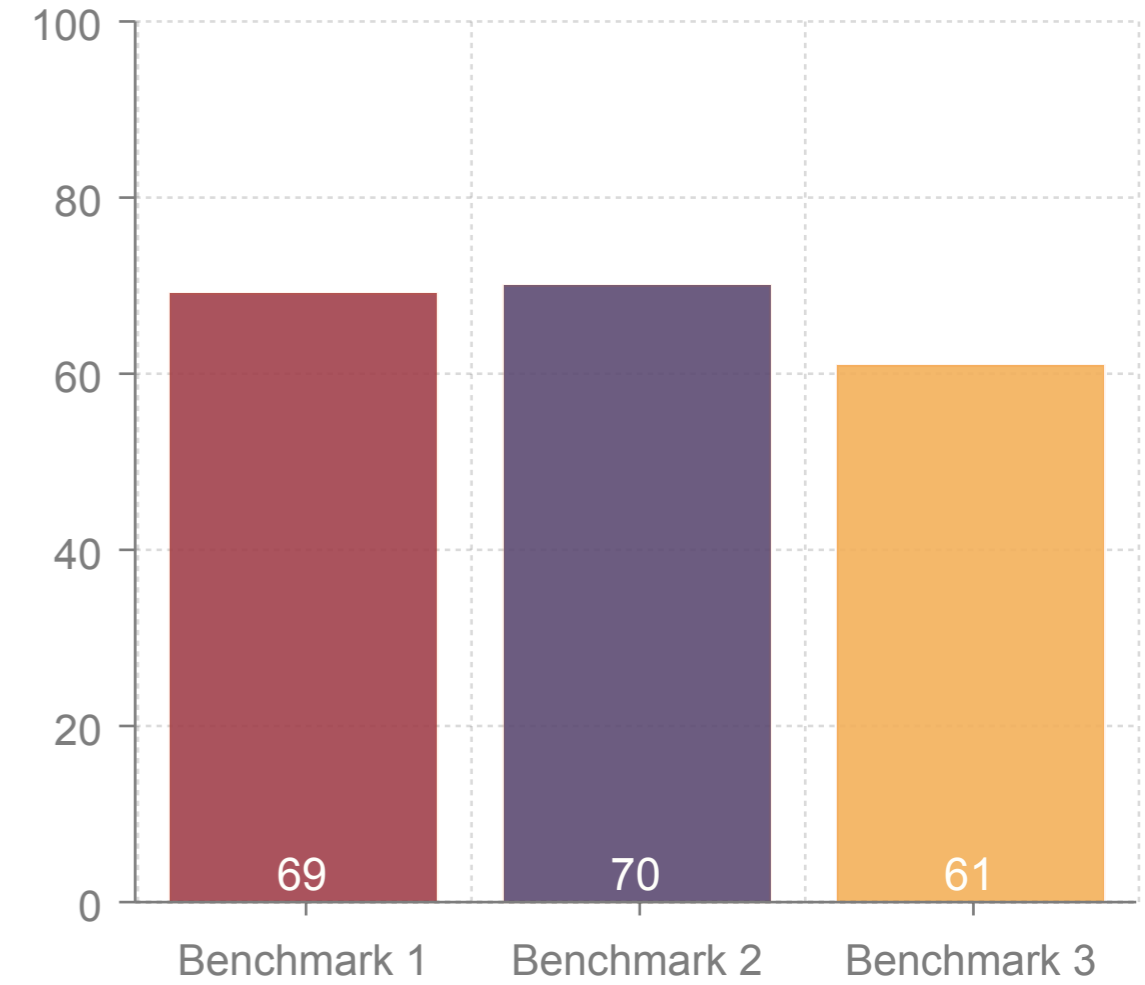
Grade 3 Science Benchmark
Overall Average 65%



Grade 4 Science Benchmark
Overall Average 59%



Grade 5 Science Benchmark
Overall Average 66%



STUDY ISLAND: GRADE LEVEL BENCHMARK DATA

SCIENCE

STRONGEST STANDARDS

1. The Study of the Universe- 80%
2. The Water Cycle- 69%
3. Weather Tools & Climate- 67%
4. Force & Motion- 82%
5. Energy Flow in Ecosystems- 67%
6. Effects of Changes in Ecosystems- 66%

WEAKEST STANDARDS

1. The Solar System- 61%
2. The Earth, Moon, & Sun Systems-49%
3. Weather Forecasting- 38%
4. Simple Machines- 48%

STUDY ISLAND: STRENGTHS AND WEAKNESSES

GRADE 4 SCIENCE

STRONGEST STANDARDS

1. Magnetism & Electromagnets- 82%
2. Classification of Organisms- 69%
3. Inherited & Acquired Traits- 75%

WEAKEST STANDARDS

1. Changes in Landforms- 63%
2. Earth's Surface Processes & Technology- 54%
3. Physical & Chemical Changes- 49%
4. Electricity- 57%
5. The Cell- 58%
6. Microorganisms- 61%

STUDY ISLAND: STRENGTHS AND WEAKNESSES

GRADE 5 SCIENCE

STRONGEST STANDARDS

1. Adaptations- 80%
2. Organisms & Their Habitats- 71%

WEAKEST STANDARDS

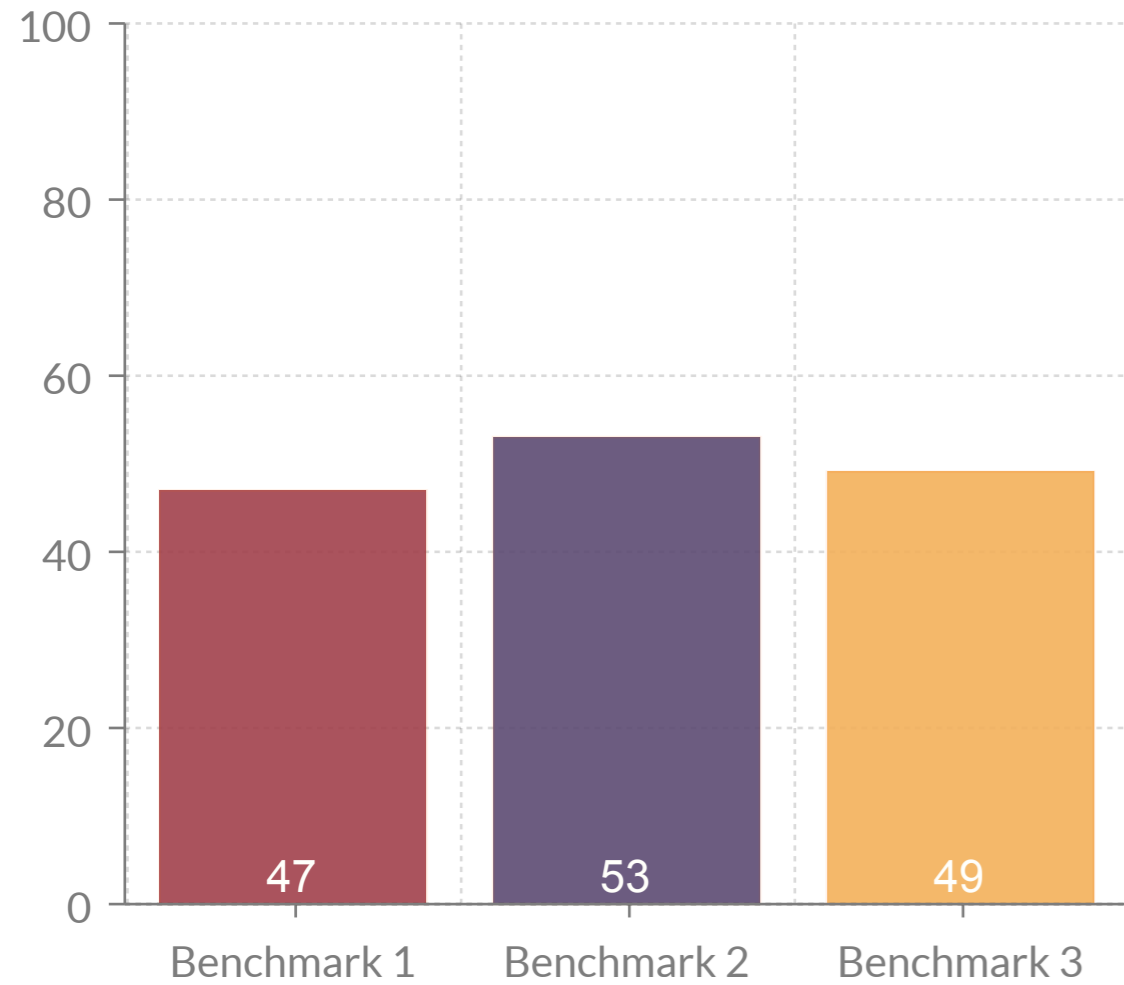
N/A

STUDY ISLAND: STRENGTHS AND WEAKNESSES

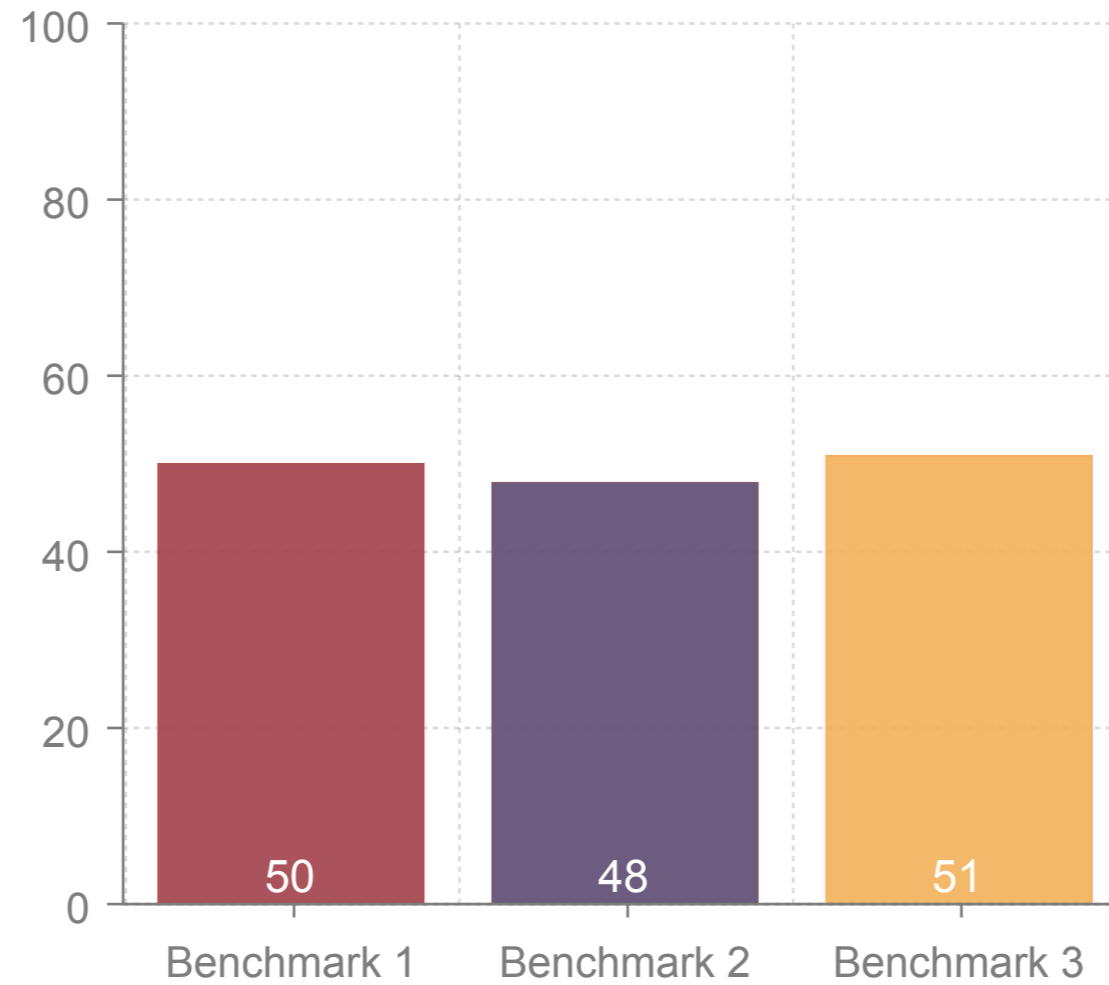
GRADE 3 SCIENCE

SOCIAL STUDIES

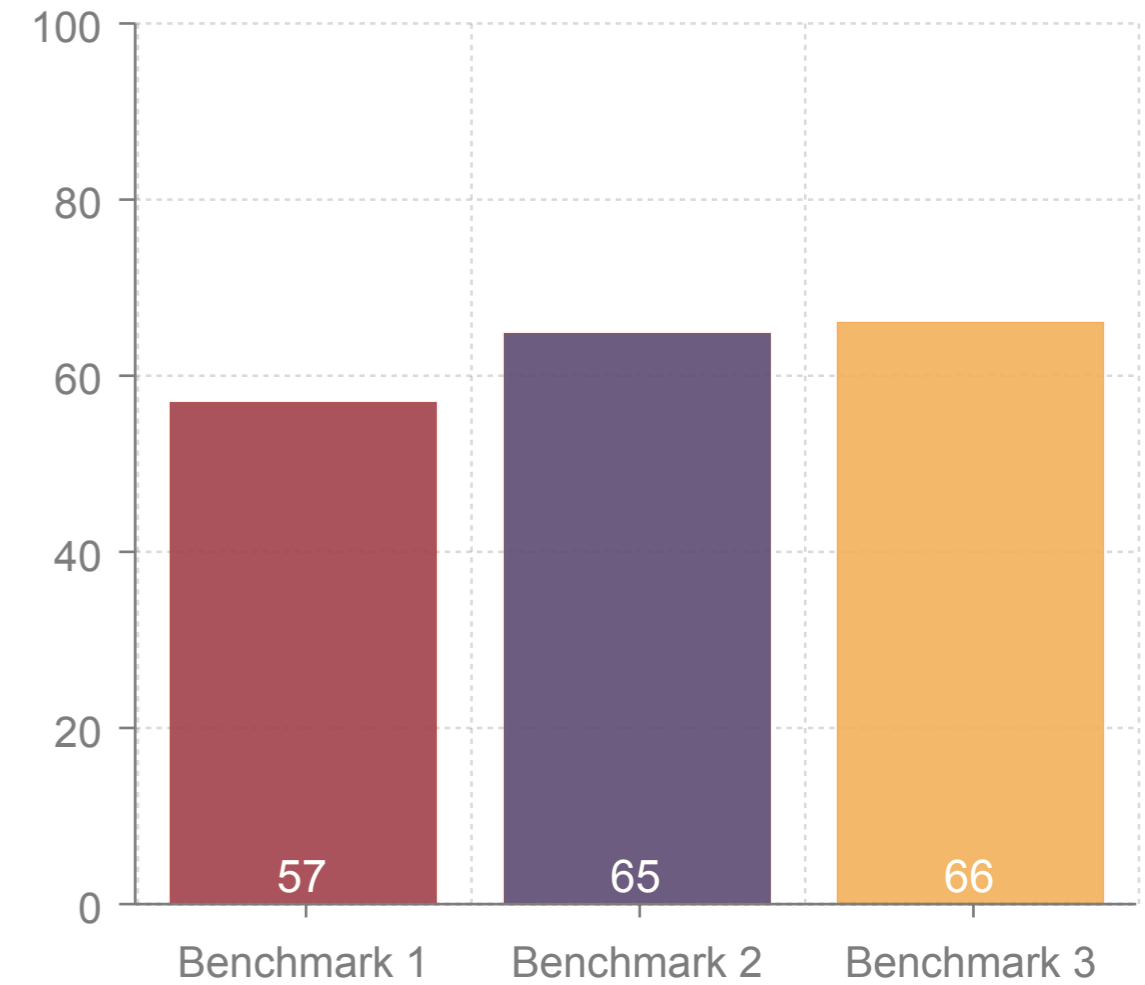
Grade 3 Social Studies Benchmark
Overall Average 50%



Grade 4 Social Studies Benchmark
Overall Average 50%



Grade 5 Social Studies Benchmark
Overall Average 63%



STUDY ISLAND: GRADE LEVEL BENCHMARK DATA

SOCIAL STUDIES

STRONGEST STANDARDS

N/A

WEAKEST STANDARDS

1. American Indians & European Explorers- 51%
2. Map Skills & Physical Systems- 42%

STUDY ISLAND: STRENGTHS AND WEAKNESSES GRADE 3 SOCIAL STUDIES

STRONGEST STANDARDS

N/A

WEAKEST STANDARDS

1. War of 1812 & Westward Expansion- 59%
2. U.S. Geography & Physical/Human Systems- 39%

STUDY ISLAND: STRENGTHS AND WEAKNESSES GRADE 4 SOCIAL STUDIES

STRONGEST STANDARDS

1. WWI, The Jazz Age, and The Great Depression- 83%
2. America in World War II- 75%
3. America at the Turn of the Century- 70%

WEAKEST STANDARDS

1. Economic Roles & Actions- 59%
2. Government/Civic Understanding- 60%
3. Geographic Understandings- 53%

STUDY ISLAND: STRENGTHS AND WEAKNESSES GRADE 5 SOCIAL STUDIES

Cover Sheet

Committee Report

Section: V. Development
Item: A. Committee Report
Purpose: FYI
Submitted by:
Related Material: 2018_02_08_development_committee_meeting_agenda.pdf



Wesley International Academy

Development Committee Meeting

Date and Time

Thursday February 8, 2018 at 4:00 PM EST

Agenda

	Purpose	Presenter	Duration
I. Opening Items			
A. Record Attendance and Guests		Sarah Quezada	
B. Call the Meeting to Order		Katie Delp	
C. Approve August 2017 Minutes	Approve Minutes	Sarah Quezada	3 m
Approve minutes for Development Committee Meeting on August 10, 2017			
D. Approve October 2017 Minutes	Approve Minutes	Sarah Quezada	3 m
Approve minutes for Development Committee Meeting on October 17, 2017			
E. Approve December 2017 Minutes	Approve Minutes	Sarah Quezada	3 m
Approve minutes for Development Committee Meeting on December 14, 2017			
F. Approve January 2018 Minutes	Approve Minutes	Sarah Quezada	3 m
Approve minutes for Development Committee Meeting on January 16, 2018			
II. Development			
A. China Night Campaign	Discuss		20 m
B. Targeted Donor Dinners	Discuss	Katie Delp	15 m
C. Local Business Development	Discuss	Jason Marshall	5 m
D. Red Thread Funds for 2018	Discuss	Katie Delp	10 m
III. Other Business			
IV. Closing Items			
A. Adjourn Meeting	Vote		

Cover Sheet

2018 Amended Budget

Section: VI. Finance
Item: B. 2018 Amended Budget
Purpose: Vote
Submitted by:
Related Material:
2018 Amended Budget_FC Approved 2-21-18_Pending Board Approval.pdf

2018 BUDGET REVISION - OVERVIEW

- Revenue forecast increased by \$970,200
- Expense forecast increased by \$966,000
- General Fund allocation of \$65,000 is required for deficit offset
- Balanced budget with projected cash reserves of \$317,000
- Rainy Day Fund (45 days OPEX) projected cash of \$1,294,000

2018 BUDGET REVISION - MATERIAL CHANGES		
	Description - Revenue	Budgetary Impact
1	FTE funding revised up by 8% to \$12,492/FTE (gross)	\$729,546
2	Student enrollment rolling average @780 FTE. Actual Oct count @792 FTE	\$0
3	General Funds Release for special project, PD and deficit funding @\$257,000	\$170,000
	A. 300 MYP Chrombooks - \$157K	
	B. Computer Carts for Chromebooks - \$10.5K	
	C. Data Wise for 6 staffers - \$25K	
	D. Deficit Funding - \$65K	
4	Title 1 funding adjustment. Total line item @\$215K. All funds offset salaries.	\$39,108
5	Accounting adjustment - 2017 Red Thread funds (net) released	\$0
6	Restricted grants and contributions	\$15,119
	A. HB 120 Math and Science Grant - \$14.1K	
	B. KSU support for Chinese Program - \$1K	
7	Uncategorized revenue (DHS)???	\$20,000
	Description - Expenses	Budgetary Impact
8	Additional personnel (w/tax & benefits) and Wesley University stipends	\$470,287
	A. 3-SPED, 1-EIP/REP, 1-Data Coach, 1-ISS Para	
	B. Summer stipends @\$37.5K	
9	5500 Instructional Expenses	\$198,980
	(textbooks/consumables, supplies, tech licenses, laptops & carts, PD & travel)	
10	5600 Service Expenses	\$162,594
	(transportation, legal, subs, security)	
11	5900 Facility Expenses	\$48,000
	(water, janitorial services, contractors)	
12	6000 General & Administrative Expenses	\$68,500
	(PD, food & beverage, contractors)	

#	2018 Draft Budget	2018 Approved Budget	2018 Budget Revision (Draft)	Change	Revision Comments
1	Revenue - (FTE)	780	780	0	792 actual count. Target 780 FTE per rolling average.
2		100.0%	100.0%	0	
3	01-4000 Grants	\$0	\$0	\$0	
4	01-4000 Grants	\$0	\$1,886	\$1,886	
5	01-4100 Contributions	\$0	\$511	\$511	
6	01-4101 Red Thread Donations for Future Periods	\$50,000	\$0	-\$50,000	See account 01-4999 Release from Restriction - Red Thread
7	01-4105 State/Local Revenue FTE	\$9,014,214	\$9,743,760	\$729,546	\$12,492/FTE gross, \$12,242/FTE net (+8% above original budget)
8	01-4110 Title I Funding (Reimb)	\$176,000	\$215,108	\$39,108	Offsets salaries for IC, Tutors, Liaison (2017 roll-over)
9	01-4115 Cafeteria State/Federal Revenue		\$0	\$0	
10	01-4300 General Field Trip Fees	\$61,000	\$61,000	\$0	
11	01-4301 Athletic Fees	\$22,500	\$22,500	\$0	
12	01-4302 Club Fees		\$4,500	\$4,500	Estimate. No history
13	01-4303 China Trip Fees	\$90,000	\$90,000	\$0	
14	01-4305 School Fundraising Fees	\$5,000	\$5,000	\$0	
15	01-4310 Cafeteria Food Revenue		\$0	\$0	
16	01-4315 BASP Revenue		\$0	\$0	
17	01-4320 Summer Camp Revenue		\$0	\$0	
18	01-4325 Other Revenue	\$23,720	\$23,720	\$0	
19	01-4330 Refunds/Rebates	\$5,000	\$1,000	-\$4,000	Trending down
20	01-4600 Donated Goods & Services		\$0	\$0	
21	01-4901 General Funds Release	\$87,400	\$257,500	\$170,100	Special Project: \$157.2K MYP Chromebooks and \$10.5K Carts and \$25K Date Wise training
22	01-4999 Release from Restriction - Red Thread		\$43,434	\$43,434	Restricted funds from previous year.
26	01-9999 Uncategorized Revenue		\$20,000	\$20,000	Department of Health Services (DHS) ???
27	02-4000 Restricted Grants		\$14,119	\$14,119	HB120 Math and Science Grant
28	02-4100 Restricted Contributions		\$1,000	\$1,000	KSU for Chinese Program (Restricted)
29	Total Revenue	\$9,534,834	\$10,505,038	\$970,204	
30	Expenditures				
31	5000 Salaries				
32	5005 PYP Core	\$1,295,682	\$1,295,682	\$0	
33	5006 PYP Other	\$678,898	\$678,898	\$0	
34	5010 MYP Core	\$595,664	\$595,664	\$0	
35	5011 MYP Other	\$410,360	\$410,360	\$0	
36	5012 EIP/REP	\$290,073	\$340,073	\$50,000	1 Teacher
37	5013 Gifted	\$118,209	\$118,209	\$0	
38	5014 SPED	\$749,782	\$860,791	\$111,009	2 Teachers, 1 Para
39	5025 Title 1	\$133,443	\$133,443	\$0	
40	5015 Admin	\$1,098,700	\$1,090,836	-\$7,864	
41	5016 General Ed	\$0	\$164,015	\$164,015	1 Data Coach, 1 ISS Para
42	5040 Other Wages	\$89,050	\$126,550	\$37,500	\$37.5K additional stipend for Wesley University summer program
43	Total 5000 Salaries	\$5,459,861	\$5,814,521	\$354,660	\$354,660
44	Total 5100 Payroll Taxes	\$451,559	\$478,691	\$27,131	\$27,131
45	Total 5200 Employee Benefits	\$535,500	\$564,377	\$28,877	\$28,877
46	Total 5300 Pension Contributions	\$908,557	\$968,175	\$59,618	\$59,618
47	5500 Instruction				\$470,287
48	5505 Textbooks/Consumables	\$70,000	\$90,000	\$20,000	Includes MYP Milestones consumables of \$11.3K
49	5510 Classroom Supplies	\$36,000	\$80,000	\$44,000	Trending at \$100/FTE
50	5511 Red Thread Project	\$50,000	\$0	-\$50,000	
51	5515 Technology - Licenses	\$35,000	\$55,000	\$20,000	Reading/Math, A-Z, online math, Adobe, Brain Pop, Accelerate Reader, Membean.
52	5520 Reference Material/Library	\$10,710	\$10,710	\$0	
53	5525 FFE	\$82,000	\$238,500	\$156,500	Laptop lease payments \$36K expires 5/18. \$10K Media Center Red Thread. 20 new lockers \$10K. 300 Chromebooks & Carts MYP \$167,500. \$15K misc
54	5530 Instructional Travel	\$20,000	\$25,000	\$5,000	Trending up
55	5535 Staff Development	\$55,000	\$65,000	\$10,000	Trending up
56	5540 Field Trip Fees	\$139,300	\$139,300	\$0	

#	2018 Draft Budget	2018 Approved Budget	2018 Budget Revision (Draft)	Change	Revision Comments
57	5545 Student Assessment	\$40,800	\$40,800	\$0	
58	5550 Awards	\$18,520	\$12,000	-\$6,520	Trending down. (K & 8th fee fund)
59	5555 Instruction - PCard	\$0	\$0	\$0	
60	Total 5500 Instruction	\$557,330	\$756,310	\$198,980	
61	5600 Services				
62	5605 Transportation	\$28,700	\$40,000	\$11,300	Trending Up. Less district support.Schoolwide transportation,\$15K Marta, \$2K other
63	5610 Postage and Shipping	\$5,000	\$8,000	\$3,000	Trending up.
64	5615 Printing and Copy	\$40,000	\$40,000	\$0	
65	5620 Recruiting	\$0	\$5,000	\$5,000	Increasing efforts to recruit
66	5625 Food and Beverage	\$16,000	\$16,000	\$0	
67	5630 Marketing	\$2,000	\$10,000	\$8,000	Red Thread efforts
68	5640 Payroll	\$15,300	\$15,300	\$0	
69	5645 Legal	\$0	\$15,000	\$15,000	Sponsorship of 3-4 staff members (work visa), HR support
70	5665 Technology Services	\$103,530	\$103,530	\$0	
71	5670 Psychologists	\$21,000	\$17,000	-\$4,000	Trending down
72	5671 Substitute - Contractor/Agency	\$48,500	\$142,000	\$93,500	Trending at \$11.7K/mo + \$25K for grade level collaboration
73	5675 Other Communications	\$1,200	\$5,000	\$3,800	
74	5680 Security	\$162,287	\$181,280	\$18,994	Additional Thorpe Guard at back building entrance
75	5685 Consulting	\$0	\$5,000	\$5,000	LHB Consulting
76	5690 Rentals	\$2,500	\$2,500	\$0	
77	5695 Moving	\$0	\$3,000	\$3,000	Unplanned Building logistics
78	5700 Other Contractors	\$80,000	\$80,000	\$0	
79	5705 Services - PCard	\$0	\$0	\$0	
80	Total 5600 Services	\$526,017	\$688,610	\$162,594	
81	5800 Governance and Management				
82	5805 Bank Fees	\$3,000	\$9,000	\$6,000	BillPay transaction fees
83	5810 Audit	\$10,500	\$12,300	\$1,800	Includes DE46 support as needed and 990 filing
84	5815 Legal - G&M	\$5,100	\$1,000	-\$4,100	Trending down
85	5820 Insurance	\$95,000	\$95,000	\$0	
86	5825 Food and Beverage - G&M	\$3,000	\$1,500	-\$1,500	Trending down
87	5830 Supplies	\$600	\$1,500	\$900	Trending up
88	5835 Consulting	\$25,000	\$25,000	\$0	Charter renewal, training, etc (from Board)
89	5840 Administrative Fees (District)	\$180,284	\$194,875	\$14,591	Increased funding (@2%)
90	5845 Fundraising/Resource Develop	\$10,000	\$0	-\$10,000	Source from acct 5835
91	5850 G&M - PCard	\$0	\$0	\$0	
92	Total 5800 Governance and Management	\$332,484	\$340,175	\$7,691	
93	5900 Facility				
94	5905 Water	\$36,000	\$60,000	\$24,000	No historical trend but data from March at \$5K/mo
95	5910 Electric	\$112,200	\$112,200	\$0	
96	5915 Gas	\$7,000	\$7,000	\$0	
97	5920 Waste	\$22,000	\$22,000	\$0	
98	5925 Landscaping	\$12,000	\$12,000	\$0	
99	5930 Inspections/Compliance	\$7,000	\$12,500	\$5,500	Trending up: GLE AHERA, Elevator, Fire, City Permits
100	5935 Maintenance Repairs	\$115,000	\$100,000	-\$15,000	Trending down
101	5940 Rent/Lease/Mortgage	\$56,100	\$56,100	\$0	
102	5945 Janitorial Service	\$188,500	\$200,000	\$11,500	New contract terms to include Kelly Office and of hours
103	5950 Janitorial Supplies	\$20,000	\$20,000	\$0	
104	5955 Telephone/Internet	\$25,000	\$25,000	\$0	Erate: House + Main Building +Fiber (300+300+1300)/Mo
105	5960 Materials/Supplies	\$2,000	\$5,000	\$3,000	Trending up
106	5965 Pest Control	\$4,000	\$4,000	\$0	
107	5970 Contractors	\$26,000	\$40,000	\$14,000	Trending up (general contractors)
108	5975 FFE	\$15,000	\$20,000	\$5,000	Trending up (\$7K stage, intercom, auditorium blinds, traffic cones, etc)
109	5980 Facility - PCard	\$0	\$0	\$0	

#	2018 Draft Budget	2018 Approved Budget	2018 Budget Revision (Draft)	Change	Revision Comments
110	Total 5900 Facility	\$647,800	\$695,800	\$48,000	
111	6000 General & Administrative Support				
112	6005 Field Trips-G&A	\$0	\$0	\$0	
113	6010 Awards	\$5,000	\$5,000	\$0	
114	6015 FFE-G&A	\$5,000	\$7,500	\$2,500	Mason, King, Chung, Lawrence new IT equipment
115	6020 Technology-G&A	\$2,500	\$2,500	\$0	
116	6025 Staff Development - G&A	\$5,000	\$35,000	\$30,000	\$25K Data Workshop for Leadership (general fund allocation) + \$10K Misc.
117	6030 Food and Beverage - G&A	\$12,000	\$25,000	\$13,000	Support ED functions and House Events
118	6035 Supplies - G&A	\$15,000	\$10,000	-\$5,000	Trending down
119	6040 Travel-G&A	\$2,000	\$5,000	\$3,000	Part of Admin PD
120	6045 Professional Dues	\$25,500	\$25,500	\$0	
121	6050 Contractor- G&A	\$5,000	\$30,000	\$25,000	3rd party Admin Support (HR Consultant)
122	6055 G&A - PCard	\$0	\$0	\$0	
123	Total 6000 General & Administrative Support	\$77,000	\$145,500	\$68,500	
124	6100 Fundraising	\$0	\$10,000	\$10,000	Bookfair, Just fundraising (cheerleaders)
125	6300 Extra Curricular Activities				
126	6305 Athletics	\$32,505	\$32,505	\$0	
127	6315 Clubs	\$6,200	\$6,200	\$0	
128	Total 6300 Extra Curricular Activities	\$38,705	\$38,705	\$0	
129	9999 Uncategorized Expenditure	\$0	\$0	\$0	
130	Total Expenditures	\$9,534,813	\$10,500,864	\$966,051	
131	Net Operating Revenue	\$22	\$4,174	\$4,152	
132					
133	Starting Cash Balance	\$1,905,006	\$1,905,006	\$0	
134	- Unrestricted Net Assests (General Funds Release)	\$87,400	\$257,500	\$170,100	Special Project: MYP Chromebooks and Carts (\$157K + \$10.5K) and Date Wise Training. Deficit funding \$65K
135	+Net Operating Revenue	\$22	\$4,174	\$4,152	
136	-Capital Projects (multiple)	\$52,000	\$15,000	-\$37,000	\$37K of original estimate reclassified as OPEX. Only Cameras and Access Gate Capitalized
137	-Capital (HVAC, roof, electrical, plumbing, etc)	\$45,000	\$25,000	-\$20,000	\$25K general repair
138	Ending Cash Balance	\$1,720,627	\$1,611,680	-\$108,948	
139	Unrestricted Cash Threshold (45 days OPEX)	\$1,175,525	\$1,294,627		
140	Threshold Maintained	YES	YES		