

Academics Report

August 2023

1

International Baccalaureate

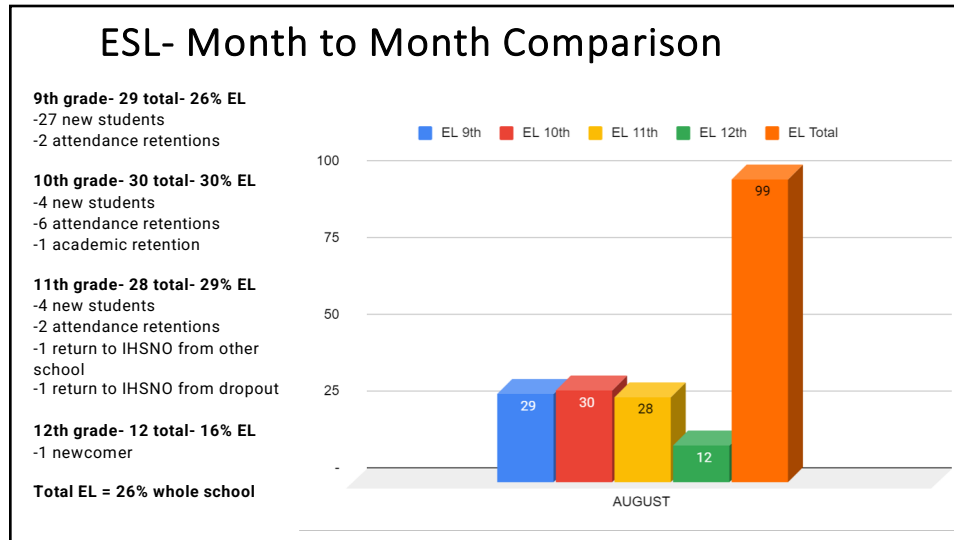
- 8 attendees to IB Global Conference 23 in Toronto focused on inclusion and MYP implementation
- 30 11th Diploma Candidates (Highest since 2016)
- 15 12th Diploma Candidates
- 13 course option
- IB Conducted workshop on campus, "Developing the MYP"



September — Inquirers

I pursue my curiosity by researching answers to my questions.

2



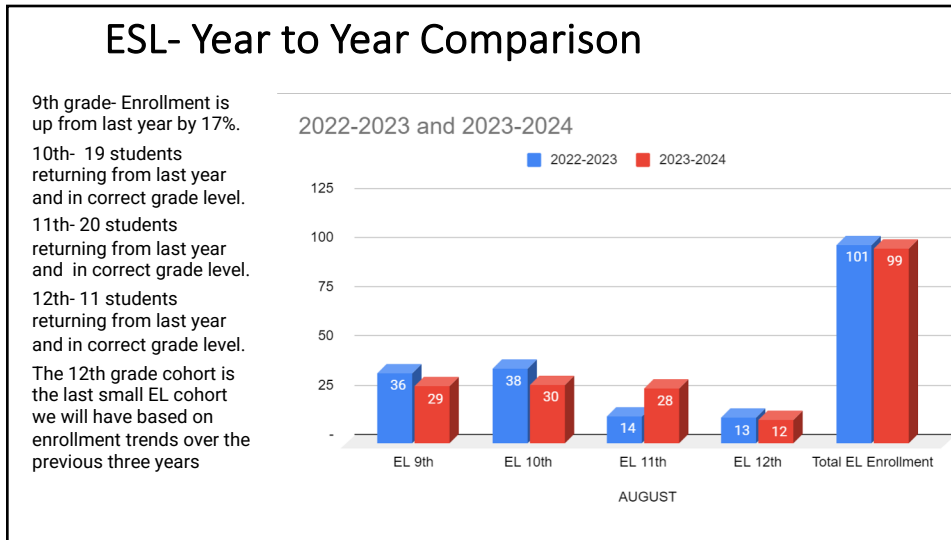
3

IHSNO Enrollment

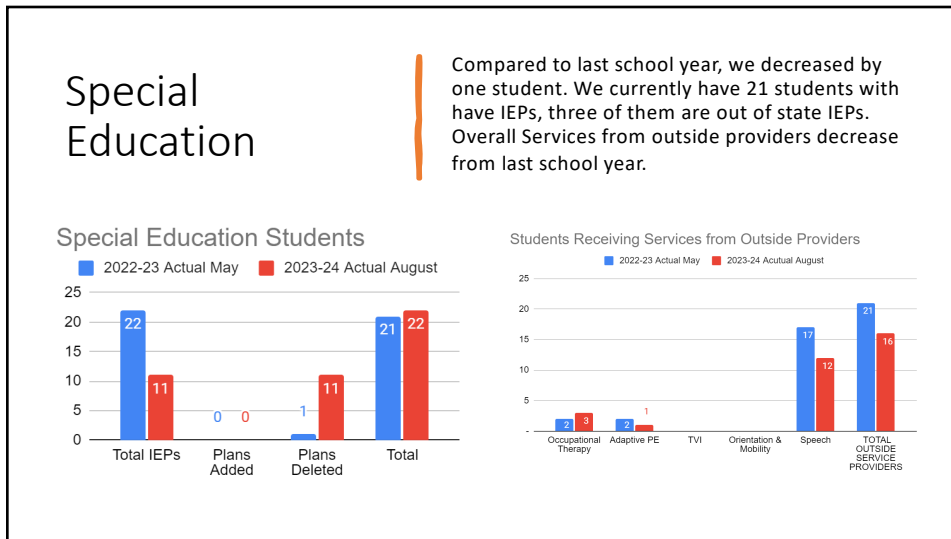
- This month's data shows the comparison between last year's enrollment and the current year during the same months. Last year's enrollment for the month of August was 412. This year's enrollment for August is 383, a loss of 29 enrollees for the first month of the 2023-2024 school year.

Enrollment	August 2022		Aug 2023
9 th	107		112
10 th	141		100
11 th	82		96
12 th	82		75
Total	412		383

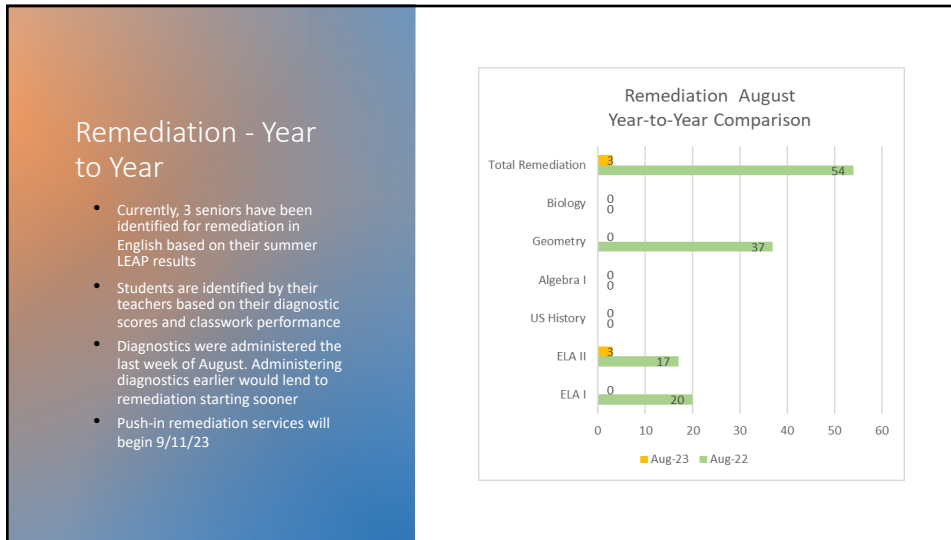
4



5



6



7

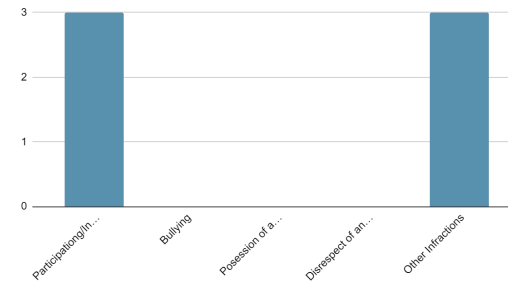


8

Culture - OSS

The month of August would be considered an outlier in terms of the numbers due to school just starting and students being added and dropped throughout the month. Overall OSS numbers are still low. Through the efforts of the culture team having meaningful meditations, we have reduced scholars having physical altercations.

OSS for the month of August

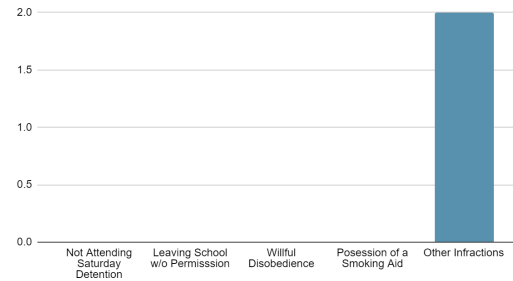


9

Culture - ISS

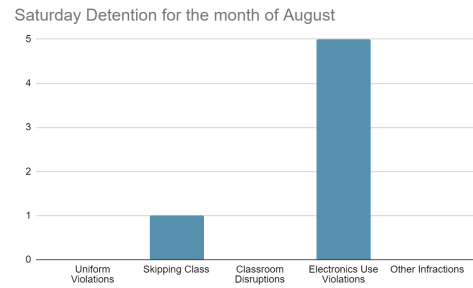
There were two (2) ISS infractions for August. They were issued due to students horseplaying in class which caused a major disruption in the class.

ISS for the month of August



10

Culture Saturday Detention



Saturday Detention has had a huge impact on the reduction of major infractions. There were six (6) Saturday detentions issued with the majority being due to cell phone use during instruction.

11

Social Work

Attendance is steady and productive

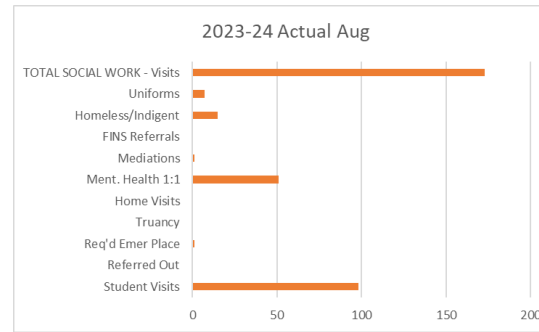
Student Attendance - Daily Absent/ADA Summary Totals - Current Selection (385)

Grade	Membership	Present	Absent	ADA	Absent Rate
Grade 09	1,286.0	1,233.5	52.5	95.9	4.1
Grade 10	1,520.0	1,433.5	86.5	94.3	5.7
Grade 11	1,422.0	1,356.0	66.0	95.4	4.6
Grade 12	1,174.0	1,144.0	30.0	97.4	2.6
Total	5,402.0	5,167.0	235.0	95.6	4.4

12

Social Work

- No student has missed 10 days as of the month of August.
- Student visits are increasing due to generalized support that the social work department offers all around.
- Uniforms are a common necessity that have been requested by the general population as a need.
- Mental health amongst the population is stable right now but is predicted to increase resulting from the holiday season and time off.



13

CTE Pathways

- The CTE pathways for the upcoming school year are listed below:
 - Nunez Community College Forklifting Certification. Two students will enroll in the Fall 2023
 - New Beginnings Beauty College- Cosmetology Certification- three students will enroll in the Fall 2023
 - New Orleans Career Center- Nursing, Culinary and Engineering pathways. We anticipate a projection of up to ten students.
- Students will have an opportunity to explore and develop the knowledge that is required for various career occupations.

14