

# Academics Report

April 2023

1


## IHSNO Enrollment

Enrollment	Mar 2022	Apr 2022	Mar 2023	Apr 2023
9 <sup>th</sup>	145	148	104	98
10 <sup>th</sup>	80	78	121	122
11 <sup>th</sup>	78	80	74	73
12 <sup>th</sup>	79	79	80	80
<b>Total</b>	<b>382</b>	<b>385</b>	<b>379</b>	<b>373</b>

This month's data shows the comparison between last year's enrollment and the current year during the same months. Last year's enrollment for the month of March was 382. This year's enrollment for March is 379, a loss of three (3) enrollees for the month of March 2023. Last year's enrollment for the month of April was 385. This year's enrollment for April is 373, a loss of twelve (12) enrollees for the month of April 2023. From March 2023 to April 2023, enrollment decreased by six (6) students.

2

# International Baccalaureate



**May — Reflective**  
 I know my strengths and weaknesses and use that knowledge to develop my talents fully.

BESE Granted Reimagine Grant to move into Phase II and release remaining allocation of \$141,700

DP Evaluation Report has no matters to be addressed

5 IB Diploma Candidates submitted extended essay, other March 15th deadline components

32 IBDP Literature course candidates sat for M23 exam session

3

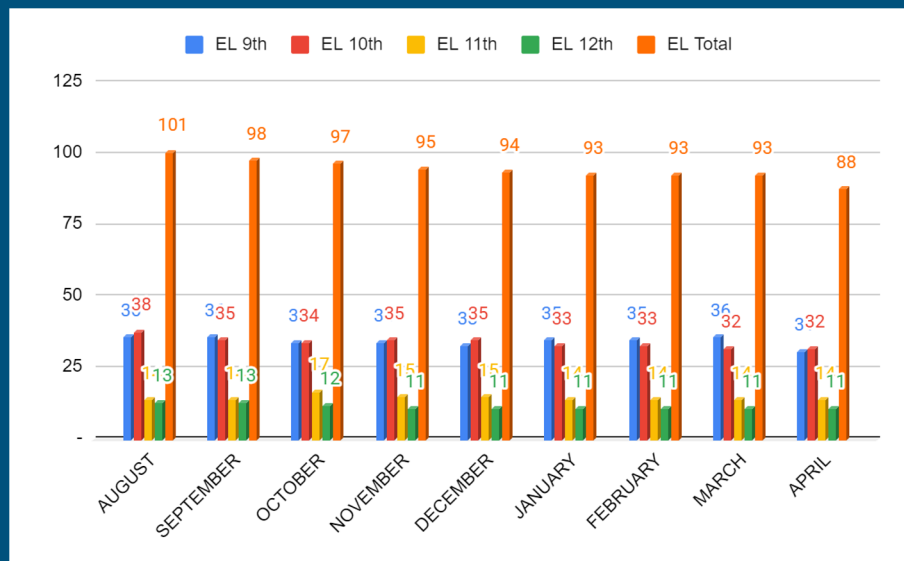
# ESL- Month to Month Comparison

9th- 3 over age students dropped for 15 consecutive absences. One student transferred out of state. One student with us for two weeks from foster home withdrawn after returning to family home.

10th- no changes!

11th- no changes!

12th- no changes! Four seniors need LEAP to graduate. One senior will need to return in summer and 23-24 to repeat failing credits. Six seniors on track to graduate.



4

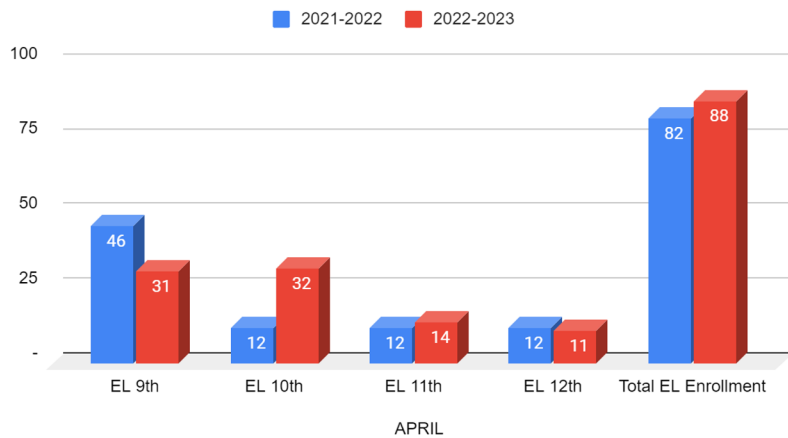
## ESL- Year to Year Comparison

Ninth grade cohort remains large and mostly stable. Overage students with no foreign transcript likely to drop out before end of school year.

The tenth grade cohort has remained stable and majority of students on track to graduate on time. Ten students eligible to graduate next year after catching up on credits after being retained during Covid.

Eleventh and 12th grade cohorts will likely be our last small EL groups. We will need to make additional efforts to ensure these large upcoming cohorts graduate on time.

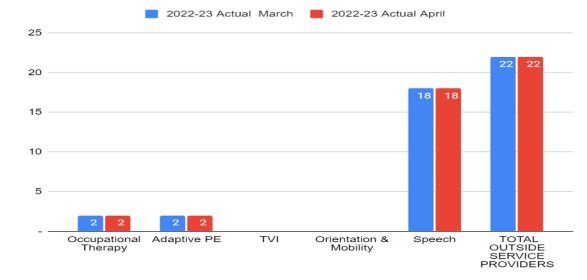
2021-2022 and 2022-2023



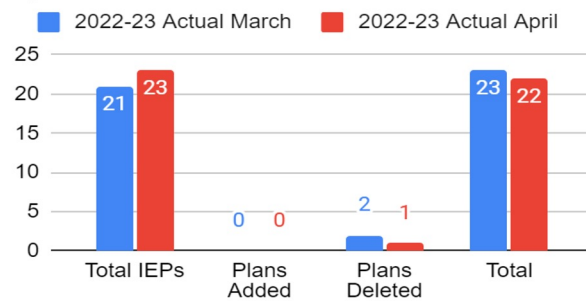
5

## Special Education

Students Receiving Services from Outside Providers



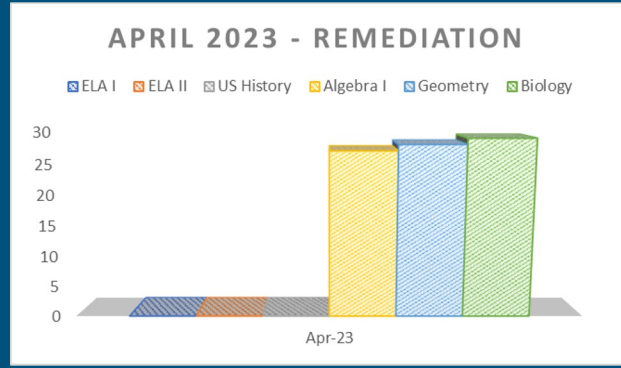
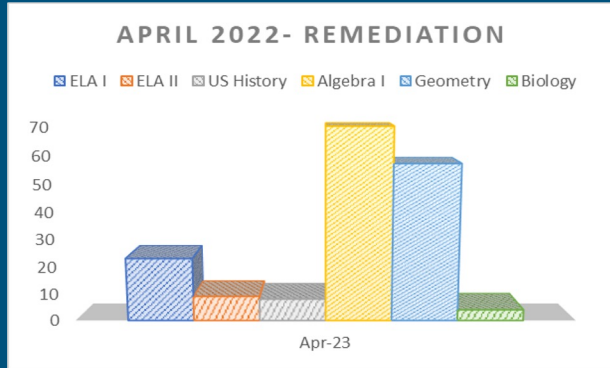
Special Education Students



Special Education student count remained the same for the month of April and MARCH, numbers stayed the same for outside service providers.

6

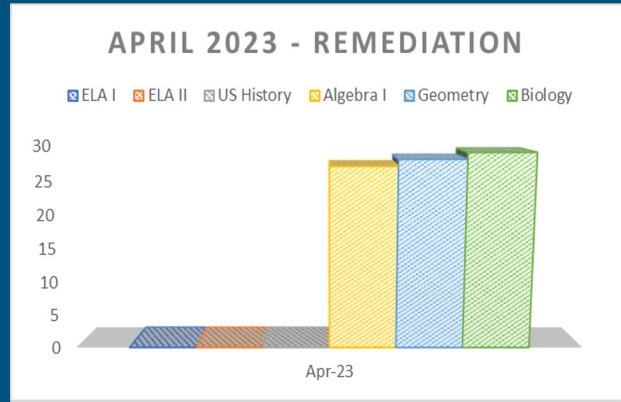
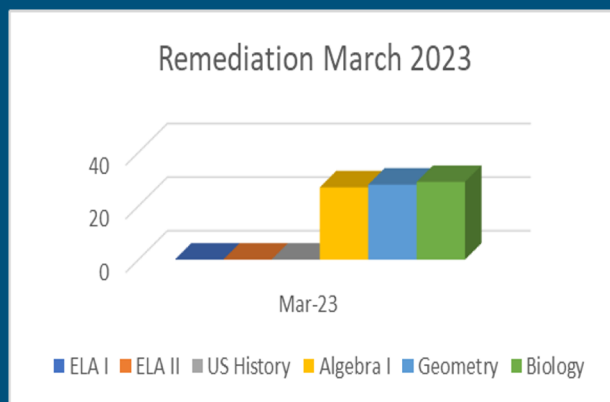
## Remediation - Year to Year



Major changes year to year is the absence of ELA/US History support this year due to the vacancy in the department. Fewer students were recommended for remediation in the math/science LEAP courses due to long-term substitutes being in place.

7

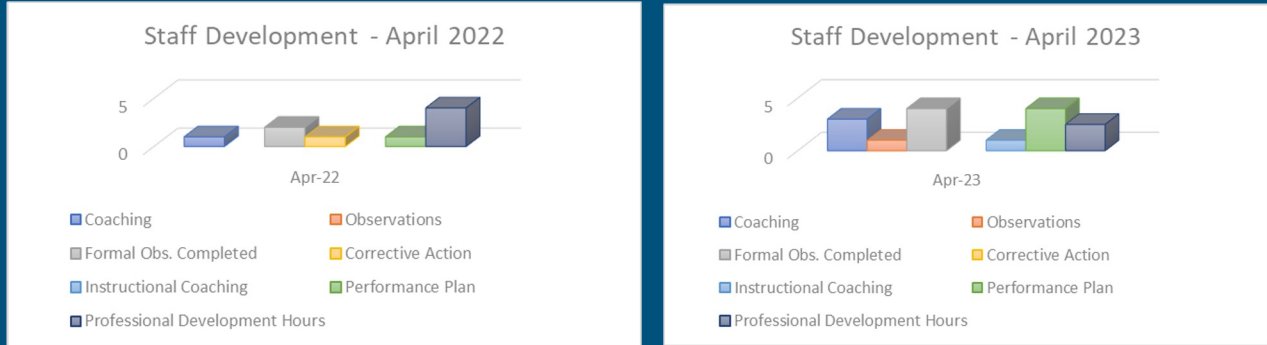
## Remediation - Month to Month



There was no change in the remediation services from March to April. No new students were added, and no students were transitioned out.

8

# Staff Development - Year to Year



With the spring break and LEAP testing window being more in April this year limited instructional time, thus limiting the ability to observe and coach teachers. Formal observations not completed in March were finalized in April.

9

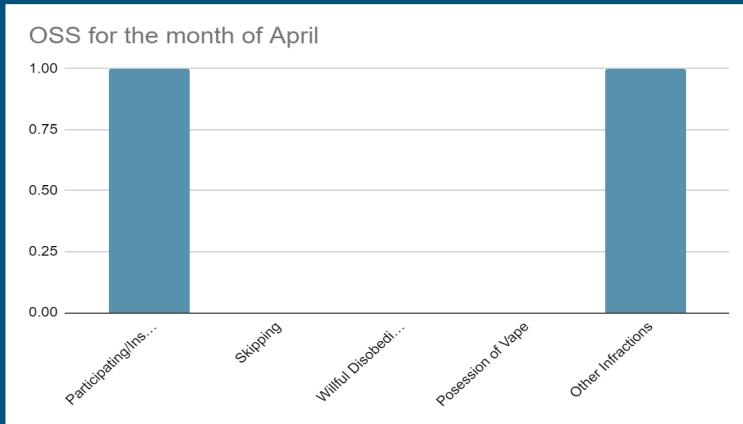
# Staff Development - Month to Month



March 2023 was much more productive as it was also the closing of the formal evaluation window. April had spring break and LEAP testing, therefore limiting availability to observe and coach the instructional staff.

10

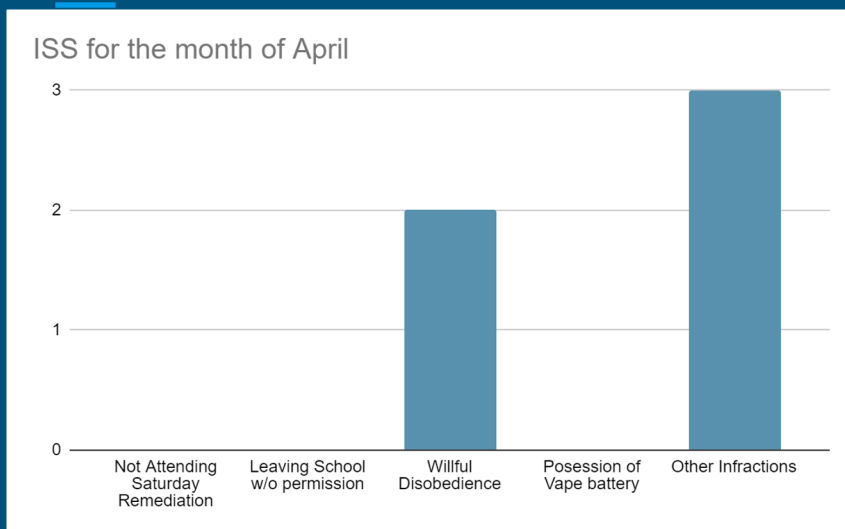
## Culture - OSS



The month of April would be considered an outlier in terms of the numbers due to Spring Break and LEAP Testing. Overall OSS numbers are still low. Through the efforts of the culture team having meaningful meditations, we have reduced scholars having physical altercations.

11

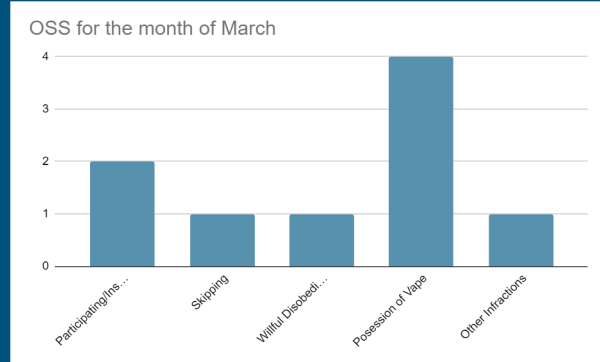
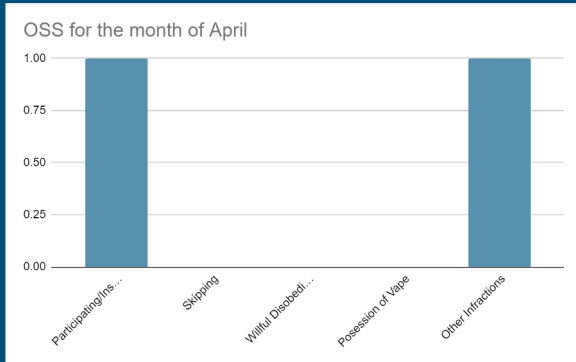
## Culture - ISS



There were five (5) ISS infractions for April. Two for willful disobedience and 3 for improper classroom behavior and profanity.

12

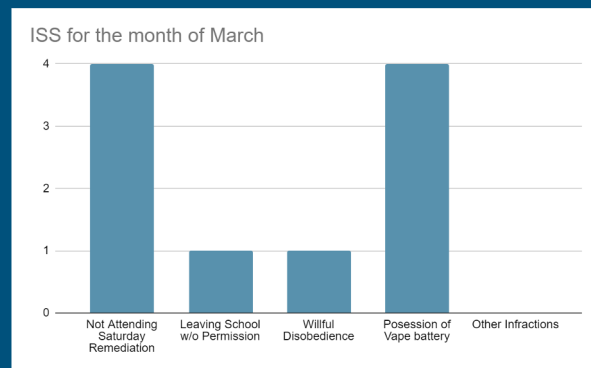
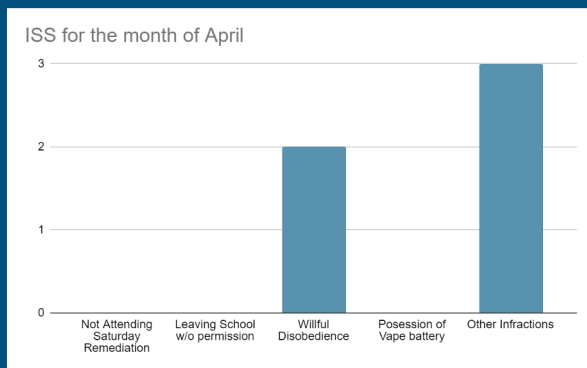
## Culture - Month to Month Comparison for OSS



The month to month comparison shows a dramatic decrease due to Spring Break and LEAP testing.

13

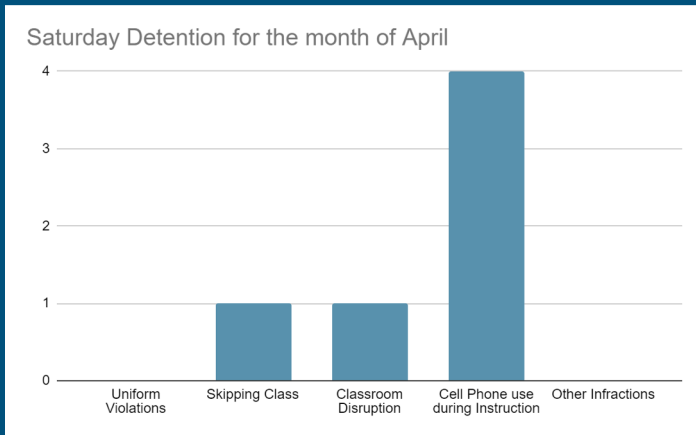
## Culture - Month to Month Comparison for ISS



The month to month comparison shows a dramatic decrease due to Spring Break and LEAP testing.

14

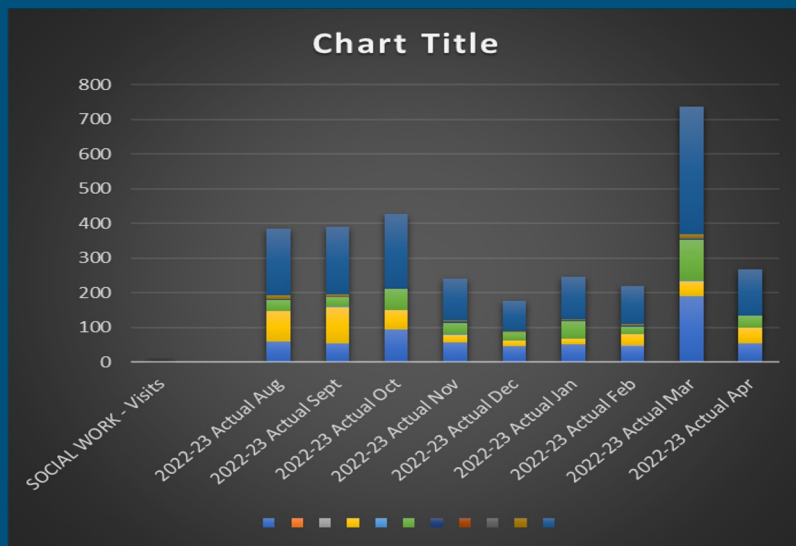
# Culture Saturday Detention



Saturday Detention has had a huge impact on the reduction of major infractions. There were six (6) Saturday detentions issued with the majority being due to cell phone use during instruction.

15

# Social Work



- An attendance audit has been the focus of this month (priority to make sure students can pass/graduate)
- Sessions have decreased due to the focus on attendance, but students still receive services as needed.
- Mental health services are the most frequent sessions being rendered.
- LEAP testing took place beginning 4/24 which resulted in a decrease of sessions.

The social work department has sacrificed to support with credit recovery for students. Credit recovery began 4/3/22 and goes through 5/19/2023. We are grateful to be of assistance!

16




## Assessments

- LEAP 2025 Test Sessions were ongoing for the month of April through May 4th.
- The contents areas were English I and English II, Algebra I and Geometry, Biology and US History
- The testers that were enrolled in the LEAP course sections were required to report for testing.
- Retesters had an opportunity to sit for testing as well.

17

## CTE Pathways



The CTE Pathways are listed below:

- Computer Science- the computer science CTE pathway is aligned with the Operation Spark Curriculum.
- Cosmetology- the cosmetology program will continue throughout the summer sessions.
- Delgado Community College would like to startup a new program of concentration in Biological Science.

18