



**International High School
of New Orleans
Budget Report
School Year 2022 - 2023**

Table of Contents

About the school..... 1-2

Budget Letter from Head of School 3

Budget school year 2022 - 2023..... 4-5

Budget Notes.....6-9

Cash Flow Budget Projection 2022 - 2023..... 11

Budget Projection 3yr12



SHONTELL THOMAS
VIBE BOARD CHAIR

✉ SHONTELL.THOMAS@IHSNOLA.ORG

SEAN WILSON
CEO/HEAD OF SCHOOL

✉ SEAN.WILSON@IHSNOLA.ORG

☎ 504-613-5703 📍 727 CARONDELET ST. NEW ORLEANS, LA 70130

IHSNOLA.ORG

VIBE BOARD OF DIRECTORS

●●●●●●●●

SHONTELL THOMAS
CHAIR

JENNIFER GORDON-
LAMPTON

VICE-CHAIR

KAREN DWYER
TREASURER

PERCY MANSON
SECRETARY

AMER TUFAIL

GAIL MEDFORD

SARAH OLIVER

LESLIE SCOTT-
PORTER

TODRICK CARMOUCHE

QUAN LE

REGINALD COLEMAN

TODAY NOLA, TOMORROW THE WORLD 1

International High School of New Orleans (IHSNO) is a Louisiana's open enrollment, open-access International Baccalaureate Programme school. IHSNO is the only high school at the heart of the city offering students the opportunity to participate in the International Baccalaureate Diploma Programme (IBDP).

The world-class program develops and sustains a worldwide community of students, educators, and schools with shared mission to offer the best possible international education combined with an emphasis on human values.

ALL + IB = IHSNO

LEADERSHIP 2

Named by Newsweek as one of 2017's best high schools in the United States and a "BEST KEPT SECRET IN NEW ORLEANS" by the Downtown Development District, IHSNO has transformed what parents can expect from their child's education.

IHSNO develops versatile leaders who are principled, open-minded risk-takers and have an understanding of business, multi-cultural awareness, and foreign language fluency.

GOALS ★★☆☆ 3

Students are challenged to think critically, rather than simply be able to recall information, and who, as graduates, become passionate lifelong learners who positively impact the world. Through high-level academic programs, an inquiring and open-minded environment, exciting extracurricular programs, cultural celebrations, and more, IHSNO inspires its diverse student community to become the next generation makers, builders, shapers, and doers.

EVERY CLASS IS WORLD CLASS 4

All students are exposed to the IB curriculum and may participate in the International Baccalaureate Diploma Programme (IBDP) to undertake an intensive and rigorous two-year course of study in their Junior and Senior years. Students complete prerequisites in grades 9 and 10 to prepare them to pursue an IB diploma in grades 11 and 12.

IB DIPLOMA 5

An IB diploma is earned after successful completion and mastery of a two-year, full IB course schedule as well as three additional components known as the IB Core: a course called Theory of Knowledge and an extracurricular project called Creativity, Activity, Service and a 4,000-word in-depth research paper called the Extended Essay.

IB EDUCATION 6

As quickly as our world changes, IB Programmes and assessments evolve to meet the latest demands of information technology, global interconnectivity, higher education, and employment.

An IB education inspires young people to use their energy, conviction, and positivity to engage with increasingly complex, and interconnected global challenges. Simply put, IB students do more than just learn — they open themselves up to global success.

FLUENT IN OPPORTUNITY 7

International High School of New Orleans prepares students to become the ultimate communicators. IHSNO offers fluency courses for many of the world's most spoken languages including Arabic, Chinese Mandarin, French, Spanish, and Vietnamese.

By learning a second language, our multilingual students gain a unique understanding of today's interconnected world that gives them access to immeasurable opportunity.

MISSION

TO EDUCATE AND NURTURE A DIVERSE LEARNING COMMUNITY THROUGH THE INTERNATIONAL BACCALAUREATE PROGRAMME, WORLD LANGUAGES, AND INTERCULTURAL APPRECIATION TO SUCCEED IN THE GLOBAL ECONOMY.

VISION

INTERNATIONAL HIGH SCHOOL STUDENTS ARE COMPASSIONATE, PRODUCTIVE, GLOBAL CITIZENS WHO POSITIVELY IMPACT THE WORLD.




أهلاً وسهلاً

您好

BONJOUR

HOLA

CHÀO




ATHLETICS
 ●●●●●●●●
 GIRLS & BOYS BASKETBALL
 GIRLS & BOYS TRACK
 GIRLS & BOYS SOCCER
 VOLLEYBALL
 CROSS COUNTRY

CLUBS
 ●●●●●●●●
 CHESS
 CODING
 LATIN AMERICAN STUDENT ASSOCIATION
 ACADEMIC SUPPORT
 STUDENT GOVERNMENT
 LGBTQ ALLIANCE
 GARDENING
 MUSIC
 PHOTOGRAPHY
 MINDFULNESS & MEDITATION
 ART
 STUDENT AMBASSADORS
 EAST MEETS WEST (WELLNESS)
 ANIME
 SCRABBLE
 YEARBOOK
 NATIONAL BETA HONOR SOCIETY
 NEWSPAPER
 DRUMLINE
 DANCE TEAM

8 DISCOVERING A NEW WORLD

At IHSNO, students learn the significance of working with others as well as **understanding, respecting, and embracing cultural differences and similarities.**

Students gain indispensable insight and appreciation for more cultures by absorbing the vast experiences offered in the classroom and the community.




9 DIVERSITY

Here, students grow among a bustling Central Business district while engaging the **diversity of America's International city.** From savvy business leaders and international tourists to local artists, musicians, and more, New Orleans boasts some of the world's most interesting and inspiring people, all teachers to our students.



10 CONCURRENT ENROLLMENT PROGRAMS

Students may enroll concurrently at the New Orleans Center for the Creative Arts (NOCCA), Delgado, Bard Early College, as well as other local universities.



11 FOREIGN EXCHANGE PROGRAMS


Through the **PAX and AYA programs,** IHSNO accepts students from other countries. Additionally, IHSNO hosts groups of students and faculty from other countries for shorter periods of time on project-specific basis for a semester or a full academic year.

Through the Globetrotters Club, IHSNO students have the opportunity to travel to different countries during the Summer and Spring Break to learn about other cultures and strengthen languages learned at school.

The Globetrotters have visited Peru, Spain, London, Paris, Florence, Rome, and China in previous years.

12 ACCREDITATION

IHSNO is a type 2 charter school that reports directly to the Board of Elementary and Secondary Education (BESE) and the Louisiana Department of Education (LDOE). In 2011, IHSNO was designated an International Baccalaureate Diploma Programme (IBDP) World School.



13 IHSNO STUDENTS ARE ADMITTED TO TOP COLLEGES AND UNIVERSITIES SUCH AS:

Bard College, Bates College, Clark Atlanta University, Delgado Community College, Dillard University, Elaine P. Nunez Community College, French International Baccalaureate, Illinois Institute Of Technology, University Of Louisiana - Lafayette, University Of Louisiana - Monroe, Louisiana State University, Loyola University, New Orleans, Moneese State University, Morehouse College, University Of New Orleans, Nicholls, State University, North Carolina A & T State University, Paul Mitchell, Semester At Sea (University Of Virginia), Southern Louisiana University, Southern University New Orleans, University Of Tampa, Tulane University, United States Marine Corps, University Of West Georgia, Xavier University Of Louisiana.

14 FINANCIAL INFORMATION

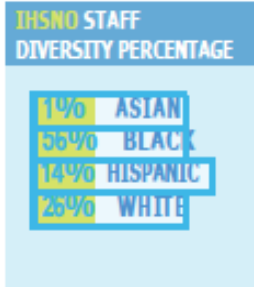

BUDGET 2021-2022

LOCAL SOURCES	\$2,507,807
STATE SOURCES	\$1,875,619
FEDERAL SOURCES	\$1,198,432
TOTAL INCOME	\$5,581,858
EXPENSES/BENEFITS	
SALARIES	\$3,725,788
PROFESSIONAL SERVICES	\$452,031
PURCHASE PROPERTY SERVICES	\$198,000
OTHER PURCHASE SERVICES	\$730,562
SUPPLIES	\$277,800
OTHER OBJECTS	\$195,985
TOTAL EXPENSES	\$5,580,166
NET INCOME	\$1,692

BALANCE SHEET JUNE 30, 2021

ASSETS/CURRENT ASSETS	
CASH	\$1,144,778
OTHER CURRENT ASSETS	\$76,487
TOTAL CURRENT ASSETS	\$1,286,285
PROPERTY + EQUIPMENT NET	\$803,306
TOTAL ASSETS	\$2,089,591
LIABILITIES/NET ASSETS	
CURRENT LIABILITIES	\$277,942
UNRESTRICTED	\$1,608,636
TOTAL LIABILITIES + NET ASSETS	\$2,089,591

RESERVE BALANCE AT JUNE 30, 2020 – 25%





Dear IHSNO Community,

The budget reflects the work of executive department leaders and by gaining insights from the internal community about needs for the 2022-2023 school year. Our overarching goals keep IHSNO actions and activities on educating students through the IB programme, improving student academic achievement, ensuring a safe and nurturing educational environment, and long-range planning for sustainability.

This year's budget reflects a continued commitment to improving student academic achievement. We are fortunate to have secured investments from the US Department of Education, the Louisiana Department of Education, and multiple philanthropic organizations. These investments will help reduce classroom load, increase academic counselors, engage an additional social emotional supports staff, and offer academic remediation and enhancement programs.

Additionally, the budget supports the mission, vision, and values of IHSNO, upholding the IB Learner Profile Traits: Communicators, Thinkers, Inquirers, Knowledgable, Open-minded, Risk-takes, Principled, Caring, Balanced, and Reflective. These tenents display our efforts to deepen student learning to expand their academic and social-emotional growth as IB learners. As our students must compete internationally, we must ensure each is prepared for active participation in the economy in a productive and significant manner.

Overall, the budgeting approach reflects conservative recordation of revenues and expenditures, including inflationary increases, student enrollment-based adjustments, and projected estimates based on current year experiences. The budget is designed to meet the needs of our students, employees, and the community.

	BUDGET
	2022 - 2023
	TOTAL
Income	
1900 · OTHER REV FROM LOCAL SOURCES	
1990 · Miscellaneous	5,000
1510 · Interest	300
1740 · Student Fees	75,000
1790 · Other Activity Income	3,500
1910 · Rental	-
1920 · Contributions and Donations	150,000
1993 · E-Rate	12,000
1994 · State Pub Sch Fund (MFP)Loca	2,516,340
Total 1900 · OTHER REV FROM LOCAL SOURCES	2,762,140
REVENUE FROM FEDERAL SOURC	
4547 · Title III	7,520
4515 · Food Service	119,840
4531 · IDEA - Part B	82,330
4541 · Title I	155,420
4545 · Title II	21,950
4545 · Title IV / Other NCLB Programs	18,960
4590 · Other Unrestricted Grants (ESSER II,III,ARP)	1,229,020
4551 · Restricted Grants-In-Aid Fro	744,000
Total REVENUE FROM FEDERAL SOURC	2,379,040
REVENUE FROM STATE SOURCES	
3110 · State Public School Fund (MFP)	1,936,080
3200 · Restricted Grant	10,000
Total REVENUE FROM STATE SOURCES	1,946,080
Total Income	7,087,220
Gross Profit	7,087,220
Expense	
100 Salaries - Regular Employee	
115 · Para Educators	68,550
150 · Stipend Pay	67,250
119 · Other Salaries	287,090
118 · Degreed Professional	228,020
130 · Salaries for Extra Work	18,000
114 · Clerical / Secretarial	128,250
113 · Coun / Social Worker / Speciali	286,090
116 · Custodial / Maintenance	77,510
123 · Substitute Teachers	181,010
111 · School Administrators	704,720
112 · Teachers	1,669,510
Total 100 Salaries - Regular Employee	3,716,000

200 Benefits	
230 · 401K Retirement	59,000
210 · Group Health Insurance	360,600
225 · Medicare	53,710
290 · Other Benefits	53,110
220 · Social Security	227,040
250 · Unemployment	15,040
260 · Worker's Compensation	27,600
Total 200 Benefits	<u>796,100</u>
Total Employee Expense	4,512,100
300 Professional Services	
339 · Other Professional Services	380,370
320 · Purchased Educational Services	312,450
333 · Accounting/Auditing Services	18,810
332 · Legal Services	31,350
340 · Purchase Tech Svcs	42,380
Total 300 Professional Services	<u>785,360</u>
400 Purchased Property Services	
421 · Disposal Services	8,770
423 · Custodial Services	130,000
430 · Repairs and Maintenance	35,000
442 · Equipment / Property Rental	56,090
490 · Other Property Services	10,790
Total 400 Purchased Property Services	<u>240,650</u>
500 Other Purchased Services	
561 · Tuition to other LEAs	27,500
519 · Student Transportation	432,960
590 · Miscellaneous Purchased Service	178,960
570 · Food Service Management	90,480
521 · Liab/Property/Flood Insurance	63,280
550 · Printing and Binding	8,500
540 · Professional Advertising	70,510
530 · Communications	82,680
580 · Travel	60,000
Total 500 Other Purchased Services	<u>1,014,870</u>
600 Supplies	
615 · Supplies Technology	127,000
640 · Textbooks/Workbooks	48,820
622 · Electricity	51,200
610 · Materials and Supplies	150,800
Total 600 Supplies	<u>377,820</u>
800 Other Objects	
810 · Dues and Fees	46,060
897 · Insurance per child	36,470
895 · Miscellaneous non-public Expens	73,000
Total 800 Other Objects	<u>155,530</u>
Total Expense	<u>7,086,200</u>
Net Income	<u>1,020</u>

The Process

In order to plan out the FY23 budget, we have engaged in a series of weekly meeting with the school leadership and other key stakeholders. This process has allowed us to take a deep dive into projected enrollment, staffing and vendor-by-vendor analysis. As a result, we have been able to project the student growth for next year, the staff growth needed to accommodate the student increase and the vendors necessary to provide additional supports. We have maintained a conservative approach across all revenue and expense categories, especially with our biggest ticket items such as student enrollments, private revenues and contracts of major significance.

Key Assumptions

Enrollment:

Unlike previous years where we projected a high increase in student enrollment, this year we are adopting a more conservative approach. With a current student count of 389, we are only assuming a student growth factor of 2% resulting in 397 students for FY23.

Staffing:

To properly accommodate our student increase, we will be supplementing our current staff model by adding full time employees (FTE) in several departments such as Math, Science, English, PE/Health, SPED and other supporting role such as in-house substitute teachers. This change assumes a 15% staff growth factor. This increase also considers the addition of the Middle Year Programme Principal (MYP) who will start planning for the programme.

Expenses:

Expenses directly linked to students such as purchased educational services, transportation, meal services, will be impacted by the 2% student growth factor. Furthermore, current staff members will receive a 3.5% pay raise in FY23. Other related expenses such as human resources, recruitment services, background checks, staff material, supplies and technologies, will increase based on the 15% staff growth factor.

Additionally, we are factoring a 4.5% inflationary increase across all other major expense categories. This inflation assumption is made based on the economic projections from the Federal Open Market Committee (FOMC) meeting held in March 2022. We are projecting that inflation may return to a target level of around 2% in three years.

	SY 22-23	SY 23-24	SY 24-25	SY 25-26	SY 26-27
Budget Inflation Assumptions	4.5%	3%	2.5%	2.0%	2.0%
FOMC Inflation Projections-Median	4.3%	2.7%	2.3%	2.0%	2.0%



Revenue

Local Sources of Revenue:

IHSNO is currently banking with Hancock Whitney. Interest revenue is estimated at \$300.

Student Fees are \$300 seniors, \$100 juniors, \$100 sophomores, and \$100 freshmen. It is estimated 95% of the senior fees will be collected and 70% of all other grades will be collected.

Other Activity Income is income from students for field trips, fundraisers, yearbooks, sports participation fees, PTO dues, and all other student payments. Other Income is estimated on 2021 - 2022 amounts and projected student count and is adjusted by the student growth factor.

Rental Income is the income from parking cars for Saints games and Mardi Gras. This amount also includes any rent IHSNO may get from organizations that rent the building or the parking lot.

Contributions and Donations are estimated at \$150,000 this includes all donations including board donations and private grants.

Local MFP is estimated to be \$2,500,000 based on the March 2022 MFP and the FY22-23 MFP budget simulation letter from the state.

Revenue from Federal Sources:

Title Funds and IDEA are estimated to be decreased because of the reduced student count for the school year 2022 - 2023. The school will also receive ESSER funds from the CARES act.

The School Climate Transformation Grant is in the 3rd year of the 5-year grant.

Food Service is estimated at \$119,000. This amount is based on fiscal year 2021-2022 multiplied by the student growth factor.

Revenue from State Sources:

Revenue from the state is the state portion of the MFP. This amount is projected to be \$4,746 per student for 2022 – 2023 school year. The total MFP from the state of \$1,900,000 is based on 397 students.

Expenses

Account 100 Salaries

Salaries are projected to increase by 17% for the school year 2022 – 2023. This increase is primarily due to the addition of new positions to support the student increase and an additional 3.5% raise of staff salary increase.

Account 200 Benefits

Health Insurance is estimated to have a 20% increase and other benefits are projected to increase based on the staff growth factor.

Account 300 Professional Services

Other professional services are vendors that provide contract services to the school. The security service fee is included in this amount. School Year 2022 - 2023 is estimated to have a sharp increase in professional services due to increases in Purchased Educational Services (Varsity Tutor) and increases in Other professional services such as Security, Consulting, Grant Writing, Finance and Data services.

Account 400 Purchased Property Services

Comparing to school 2021-2022, we are budgeting a lower overall repair and maintenance cost in school year 2022 -2023 because we don't anticipate major HVAC repairs and security system. This is the amount usually used for contract services for plumbing, electrical, and labor for general repairs.

Equipment / Property Rental is estimated to have a slight increase. This account includes the copy machine expense and rental of the copy machines.

Account 500 Other Purchased Services

Tuition to other LEAs is estimated to include payment to the Uncommon Construction project and other OPSB related fees.

Student Transportation estimated at the cost of \$350 a bus a day and 5 school buses, one special education van for 170 days of instruction. Bus passes for students not on the school bus are estimated at \$52.50 a month for 45 students. The total cost includes \$10,450 for extracurricular activities, sports and field trips.

Miscellaneous Purchased Services include the purchase of online curriculum such as Edgenuity, Mastery Prep, Edmentum and services from The Policy Research Group. This amount includes the cost of online software, including board on track and the cost of background checks and testing fees.

Liability/ Property/ Flood/ Directors Insurance is projected with a 5% increase (inflation assumption).

Printing and Binding expense is for professional printing of promotional material. Total expenses are estimated to be around 8,500 for the school year 2022 – 2023.

Professional Advertising expense is projected to be \$70,000, with the addition of Schulken's Communications professional advertising expense.

Communication expenses are estimated to increase. However, a portion of the expense will be offset by E-Rate reimbursements.

Travel includes professional development. The estimated cost for the school year 2022 – 2023 is \$60,000.

Account 600 Supplies

Technology Supplies expenses consist of computers, printers and other technology. A projected decrease for the school year 2022 – 2023 is anticipated because there are no plans for major technology purchases.

Textbooks / Workbooks projected expense is \$48,000 and include summer supplies.

Electricity is estimated to be consistent with the 2021 - 2022 school year.

Materials and Supplies are estimated at \$150,000 and each department has a budget for their supplies.

Account 800 Other Objects

Dues and Fees this expense includes the IB fee, GNOCCS dues and LAPCS dues. Dues and Fees are projected to be higher than the 2021 – 2022 school year.

Insurance per Child is property insurance on the building at 727 Carondelet. This insurance coverage is directly from the insurance company to the Orleans parish.

Miscellaneous non-public expense is estimated to be consistent for the school year 2022 - 2023. This expense consists of all meals not associated with travel and all entertainment costs. This expense includes student celebrations, field trips, student's extracurricular activities. This account is only funded with fundraised and donated funds and student payments.

	PROJECTED	BUDGET
	2021-2022	2022 - 2023
	TOTAL	TOTAL
Income		
1900 · OTHER REV FROM LOCAL SOURCES		
1990 · Miscellaneous	4,869	5,000
1510 · Interest	210	300
1740 · Student Fees	76,981	75,000
1790 · Other Activity Income	3,960	3,500
1910 · Rental	-	-
1920 · Contributions and Donations	177,643	150,000
1993 · E-Rate	12,000	12,000
1994 · State Pub Sch Fund (MFP)Loca	2,220,885	2,516,340
Total 1900 · OTHER REV FROM LOCAL SOURCES	2,496,549	2,762,140
REVENUE FROM FEDERAL SOURC		
4547 · Title III	19,553	7,520
4515 · Food Service	112,763	119,840
4531 · IDEA - Part B	91,473	82,330
4541 · Title I	166,659	155,420
4545 · Title II	24,385	21,950
4545 · Title IV / Other NCLB Programs	14,684	18,960
4590 · Other Unrestricted Grants (ESSER II,III,ARP)	861,265	1,229,020
4551 · Restricted Grants-In-Aid Fro	449,551	744,000
Total REVENUE FROM FEDERAL SOURC	1,740,333	2,379,040
REVENUE FROM STATE SOURCES		
3110 · State Public School Fund (MFP)	1,888,219	1,936,080
3200 · Restricted Grant	-	10,000
Total REVENUE FROM STATE SOURCES	1,888,219	1,946,080
Total Income	6,125,102	7,087,220
Gross Profit	6,125,102	7,087,220
Expense		
100 Salaries - Regular Employee		
115 · Para Educators	54,222	68,550
150 · Stipend Pay	101,437	67,250
119 · Other Salaries	193,933	287,090
118 · Degreed Professional	164,914	228,020
130 · Salaries for Extra Work	46,616	18,000
114 · Clerical / Secretarial	128,165	128,250
113 · Coun / Social Worker / Speciali	211,900	286,090
116 · Custodial / Maintenance	68,284	77,510
123 · Substitute Teachers	175,365	181,010
111 · School Administrators	649,621	704,720
112 · Teachers	1,281,803	1,669,510
Total 100 Salaries - Regular Employee	3,076,260	3,716,000

200 Benefits		
230 · 401K Retirement	66,327	59,000
210 · Group Health Insurance	310,673	360,600
225 · Medicare	40,937	53,710
290 · Other Benefits	34,856	53,110
220 · Social Security	162,867	227,040
250 · Unemployment	21,312	15,040
260 · Worker's Compensation	22,949	27,600
Total 200 Benefits	<u>659,920</u>	<u>796,100</u>
Total Employee Expense	3,736,180	4,512,100
300 Professional Services		
339 · Other Professional Services	356,459	380,370
320 · Purchased Educational Services	177,704	312,450
333 · Accounting/Auditing Services	13,111	18,810
332 · Legal Services	29,819	31,350
340 · Purchase Tech Svcs	21,557	42,380
Total 300 Professional Services	<u>598,649</u>	<u>785,360</u>
400 Purchased Property Services		
421 · Disposal Services	7,790	8,770
423 · Custodial Services	162,980	130,000
430 · Repairs and Maintenance	129,383	35,000
442 · Equipment / Property Rental	33,301	56,090
490 · Other Property Services	5,509	10,790
Total 400 Purchased Property Services	<u>338,964</u>	<u>240,650</u>
500 Other Purchased Services		
561 · Tuition to other LEAs	17,856	27,500
519 · Student Transportation	323,720	432,960
590 · Miscellaneous Purchased Service	214,761	178,960
570 · Food Service Management	80,406	90,480
521 · Liab/Property/Flood Insurance	62,153	63,280
550 · Printing and Binding	8,349	8,500
540 · Professional Advertising	80,852	70,510
530 · Communications	55,170	82,680
580 · Travel	56,080	60,000
Total 500 Other Purchased Services	<u>899,348</u>	<u>1,014,870</u>
600 Supplies		
615 · Supplies Technology	218,963	127,000
640 · Textbooks/Workbooks	27,645	48,820
622 · Electricity	49,541	51,200
610 · Materials and Supplies	113,007	150,800
Total 600 Supplies	<u>409,156</u>	<u>377,820</u>
800 Other Objects		
810 · Dues and Fees	25,988	46,060
897 · Insurance per child	35,909	36,470
895 · Miscellaneous non-public Expens	76,459	73,000
Total 800 Other Objects	<u>138,356</u>	<u>155,530</u>
Total Expense	<u>6,120,654</u>	<u>7,086,200</u>
Net Income	4,448	1,020

Cash Flow Projection School 2022 - 2023

International High School	Jul-22	Aug-22	Sep-22	Oct-22	Nov-22	Dec-22	Jan-23	Feb-23	Mar-23	Apr-23	May-23	Jun-23
Beginning Cash Balance	851,008	847,774	801,645	704,775	619,181	594,704	604,053	596,476	588,899	627,358	665,818	693,002
Operating Account												
Revenue												
MFP	303,848	342,015	342,015	342,015	342,015	342,015	342,015	342,015	399,315	399,315	399,315	399,315
Federal Grants / Titles	118,347	120,566	120,566	120,566	126,197	126,197	137,460	137,460	137,460	137,460	137,460	129,489
Misc Revenue	65,451	66,339	68,591	68,591	99,001	99,001	99,001	99,001	87,738	87,738	87,738	72,291
School Lunch	4,669	5,068	2,816	2,816	10,999	10,999	10,999	10,999	10,999	10,999	10,999	29,489
Total Revenue	487,259	528,931	528,931	528,931	580,740	580,740	592,003	592,003	638,040	638,040	638,040	633,113
Expenses												
Payroll & Benefits	322,237	350,426	350,426	350,426	343,656	343,656	343,656	343,656	343,656	343,656	343,656	289,514
Professional Services	57,475	80,027	80,027	80,027	76,644	76,644	76,644	76,644	76,644	76,644	76,644	55,220
Property Services	36,386	30,748	30,748	30,748	30,748	30,748	25,111	25,111	25,111	25,111	30,748	30,748
Buses	0	26,602	49,153	49,153	43,516	20,964	43,516	43,516	43,516	43,516	43,516	9,407
Food Service	0	6,581	12,219	12,219	13,347	2,071	7,092	7,092	7,092	7,092	10,849	2,743
Other Purchased Services	0	33,085	55,636	44,360	52,253	52,253	57,891	57,891	57,891	57,891	57,891	53,792
Supplies	48,165	31,252	31,252	31,252	27,587	27,587	27,587	27,587	27,587	27,587	27,587	27,587
Dues and Fees Misc Exp	17,163	17,163	17,163	17,163	18,291	18,291	18,291	18,291	18,291	18,291	18,291	20,692
Total Expenses	490,493	575,060	625,801	614,525	605,218	571,391	599,580	599,580	599,580	599,580	610,856	481,754
Current Month	-3,234	-46,129	-96,870	-85,594	-24,478	9,349	-7,577	-7,577	38,460	38,460	27,184	151,359
Total Cash at the EOM	847,774	801,645	704,775	619,181	594,704	604,053	596,476	588,899	627,358	665,818	693,002	844,361
Payable												
	Balance	Balance	Balance	Balance	Balance	Balance	Balance	Balance	Balance	Balance	Balance	Balance
Line of Credit Available	400,000	400,000	400,000	400,000	400,000	400,000	400,000	400,000	400,000	400,000	400,000	400,000
Line of Credit Payment	-	-	-	-	-	-	-	-	-	-	-	-
Balance LOC	400,000	400,000	400,000	400,000	400,000	400,000	400,000	400,000	400,000	400,000	400,000	400,000
Available Funds												
Cash Balance at Month End	847,774	801,645	704,775	619,181	594,704	604,053	596,476	588,899	627,358	665,818	693,002	844,361
Line of Credit Available	400,000	400,000	400,000	400,000	400,000	400,000	400,000	400,000	400,000	400,000	400,000	400,000
Total Available	1,247,774	1,201,645	1,104,775	1,019,181	994,704	1,004,053	996,476	988,899	1,027,358	1,065,818	1,093,002	1,244,361

3 Year Budget Projection

	School Year 2022 - 2023	School Year 2023 - 2024	School Year 2024 - 2025
Other Revenue Local	2,598,690	3,579,000	3,800,000
Revenue State	1,892,589	2,723,500	2,850,000
Revenue Federal	2,483,011	1,400,000	1,400,000
Total Income	6,974,290	7,702,500	8,050,000
Expense			
100 Salaries & 200 Benefits	4,513,506	4,715,610	4,985,080
300 Professional Services	775,348	798,610	822,570
400 Purchased Property Services	216,896	415,000	340,000
500 Other Purchased Services	1,009,869	1,187,931	1,297,312
600 Supplies	305,709	400,000	400,000
800 Other Objects	151,936	178,726	200,000
Total Expense	6,973,264	7,695,877	8,044,962
Net Income	1,020	6,620	5,030
Beginning Reserve Balance	664,774	665,794	672,414
Current Year Income (Loss)	1,020	6,620	5,030
Ending Reserve Balance	665,794	672,414	677,444
Reserve Percentage	13.1%	13.5%	13.0%