



# Academics Report

---

February 2021



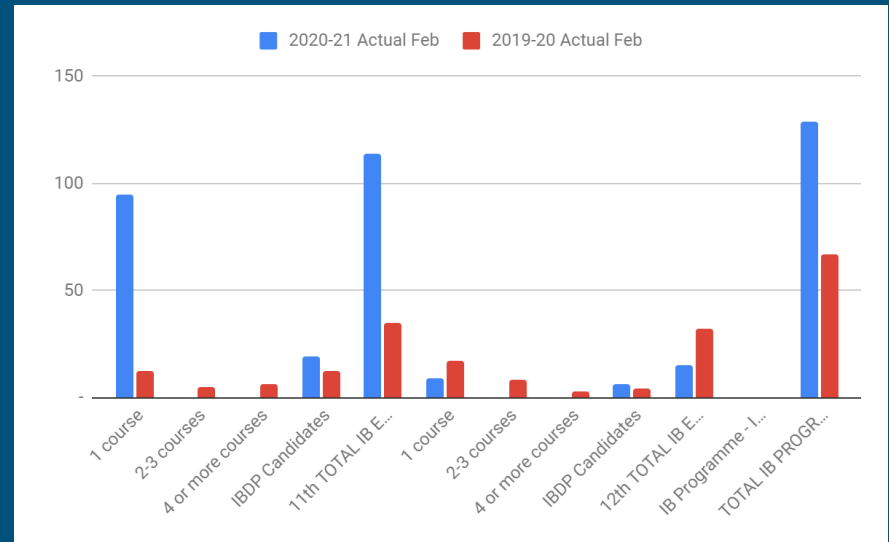
# IHSNO Enrollment

Enrollment	Jan 2020	Feb 2020		Jan 2021	Feb 2021
9 <sup>th</sup>	117	117		107	105
10 <sup>th</sup>	102	103		89	89
11 <sup>th</sup>	98	98		91	91
12 <sup>th</sup>	125	123		90	90
<b>Total</b>	<b>442</b>	<b>441</b>		<b>377</b>	<b>375</b>

This month's data shows the comparison between last year's enrollment and the current year during the same months. Last year's enrollment for the month of January was 442 and for the month of February was 441. A difference in enrollment of one. This year's enrollment for January was 377, and February was 375, a difference of two enrollees.

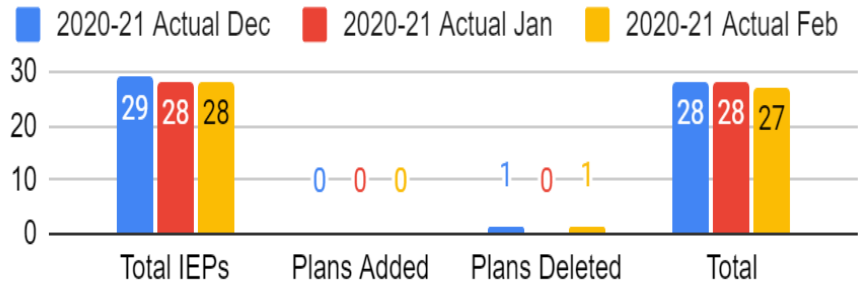
# International Baccalaureate

- May examinations for seniors will take place after the IB decided which track we were designated. If there is transition where the campus is closed for COVID-related reasons, the Head of School can request the change for a non-examination route

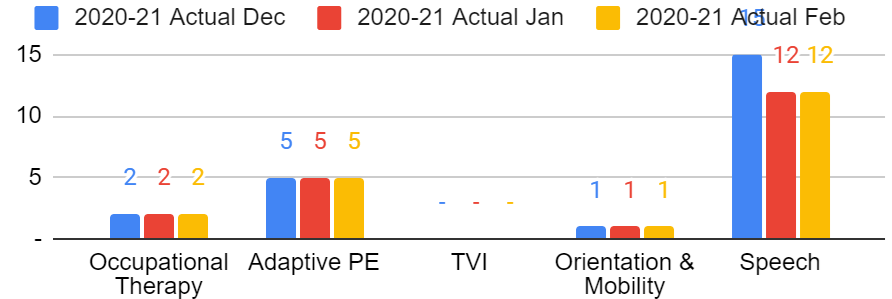


# Special Education

## Special Education Students

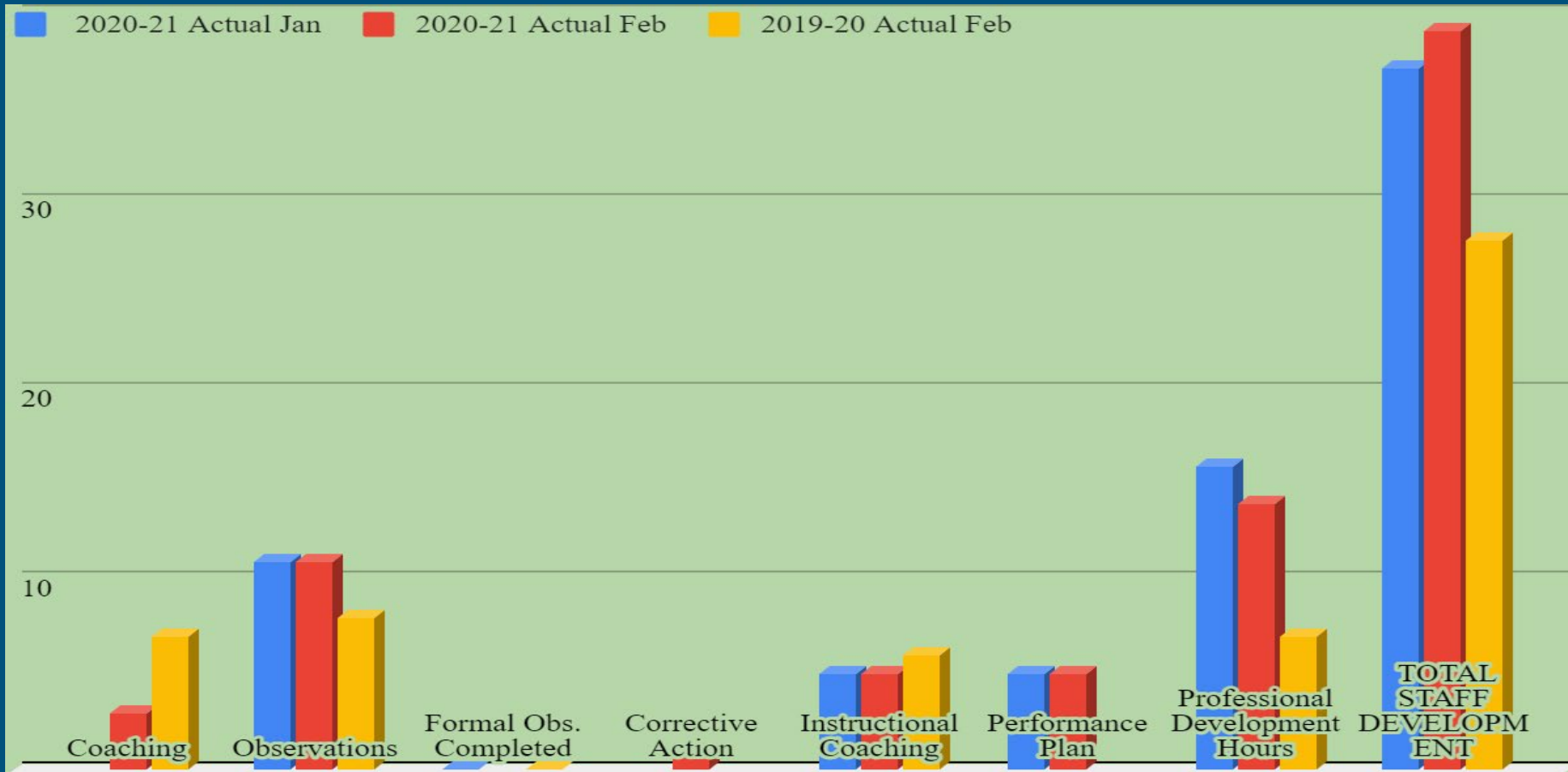


## Student receiving Services



During the month of February a student transferred to another school making the count to 27 students with IEPs. The students receiving services from outside providers did not change from January to now.

# Staff Development



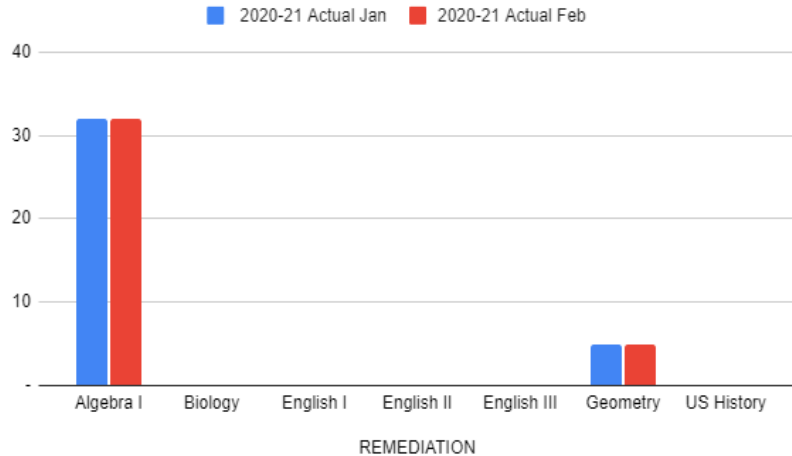
# Staff development

---

- The informal observations remained the same than last month and more than last year
- There were 2 corrective actions this month compare to none last month. One corrective action resulted in termination.
- Instructional coaching continue with the same number of teachers for the month which is slightly lower than last year.
- We continue the PIPs from last month and increase this support compare to last year.
- PD hours decreased slightly this month due to having a week of for Mardi Gras Break.

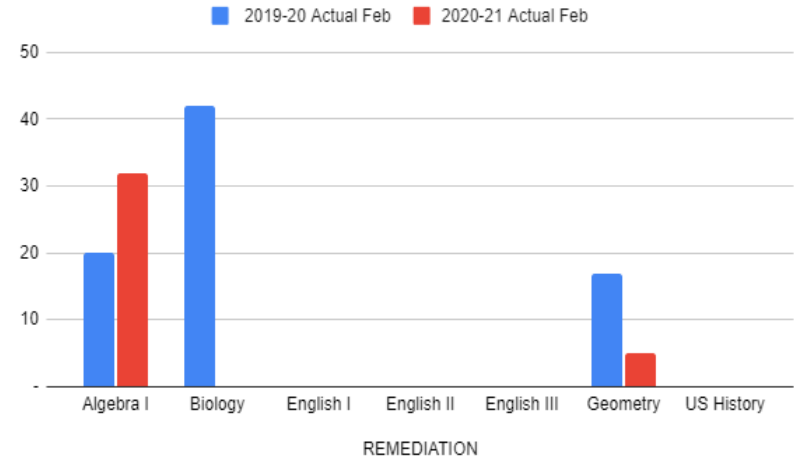
# Remediation

2020-21 Actual Jan and 2020-21 Actual Feb



The numbers here are identical as there has been no major evaluation to reassess abilities of the identified math students. These numbers could change by March, however, as midterm exams will help with determining who will receive support for the 4th Nine Weeks.

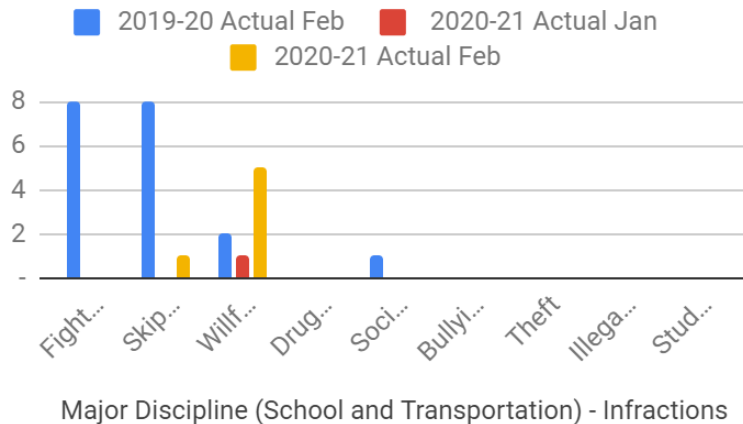
2019-20 Actual Feb and 2020-21 Actual Feb



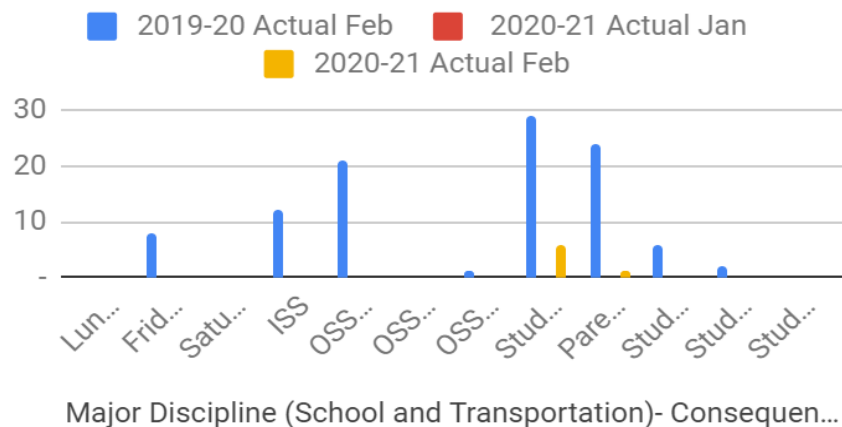
The total in number of students being remediated at this point of the year and last year are different because Biology is being supported by a student-teacher. This will continue for the rest of this year. Having another support person should improve targeted remediation.

# Culture

2019-20 Actual Feb, 2020-21 Actual...



2019-20 Actual Feb, 2020-21 Actual...



As students have returned to hybrid instruction, they have largely been in compliance with the uniform requirements. The majority of incidents are related to online visibility during virtual instruction. Successful student conferences were held to reteach expectations and allow the student to correct issues.



# Attendance Recovery Comparison

During the month of January, more 11th/12th graders participated in attendance recovery than in February.

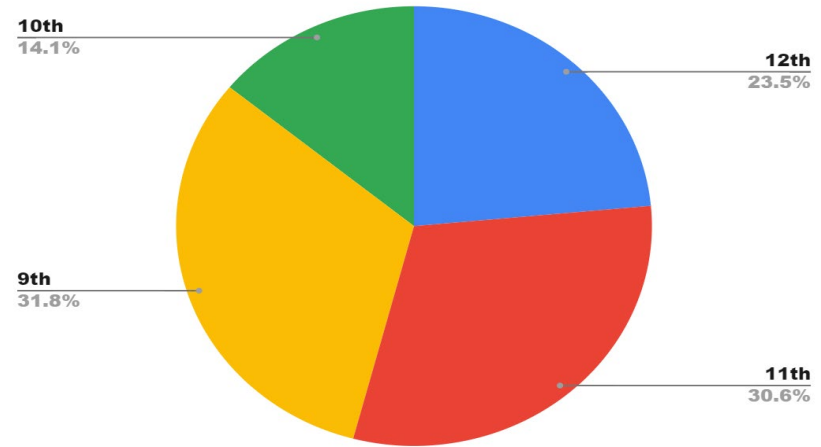
In comparison, more 9th/10th graders participated more in February

Overall Numbers:

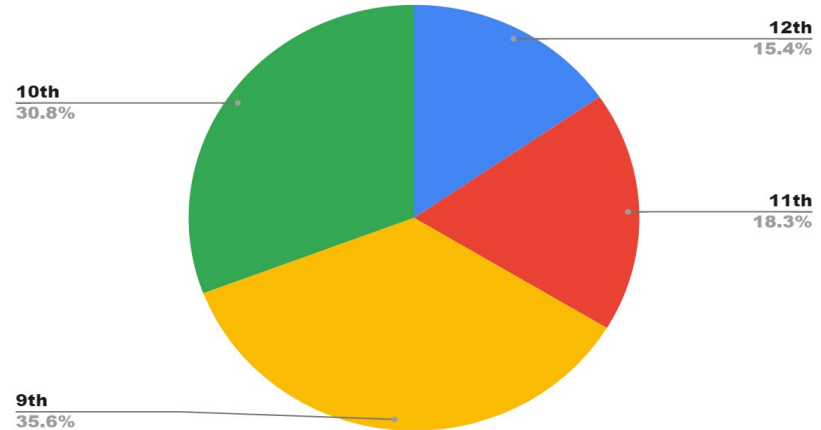
	Jan	Feb
9th:	27	37
10th:	12	32
11th:	26	19
12th:	<u>20</u>	16
	85	104

**Next steps:** combine efforts to get all grade levels participating in accordance to attendance make-up needs. Emails, phone calls and letters mailed home.

## January Attendance Recovery



## February Attendance Recovery



# Counseling

The data trends for course failures during the 3<sup>rd</sup> Quarter in the school year 1920-2020 increased due to class attendance and a small population of students experienced technological issues. The data trends in the school year 1920 was a total of 49 students. Roughly 65% of course failures are 9<sup>th</sup> and 10<sup>th</sup> graders and 35% of the student population are 11<sup>th</sup> and 12<sup>th</sup> graders in the 2020-2021 school year. The absenteeism trend during the past school year was lower during the 3<sup>rd</sup> Quarter. By comparison, the progress component of students reporting for attendance recovery have increased during the 3<sup>rd</sup> Quarter in comparison to school year 1920-2020.

**FAILURE TRENDS 3RD QUARTER**

