



Academics Report

January 2021



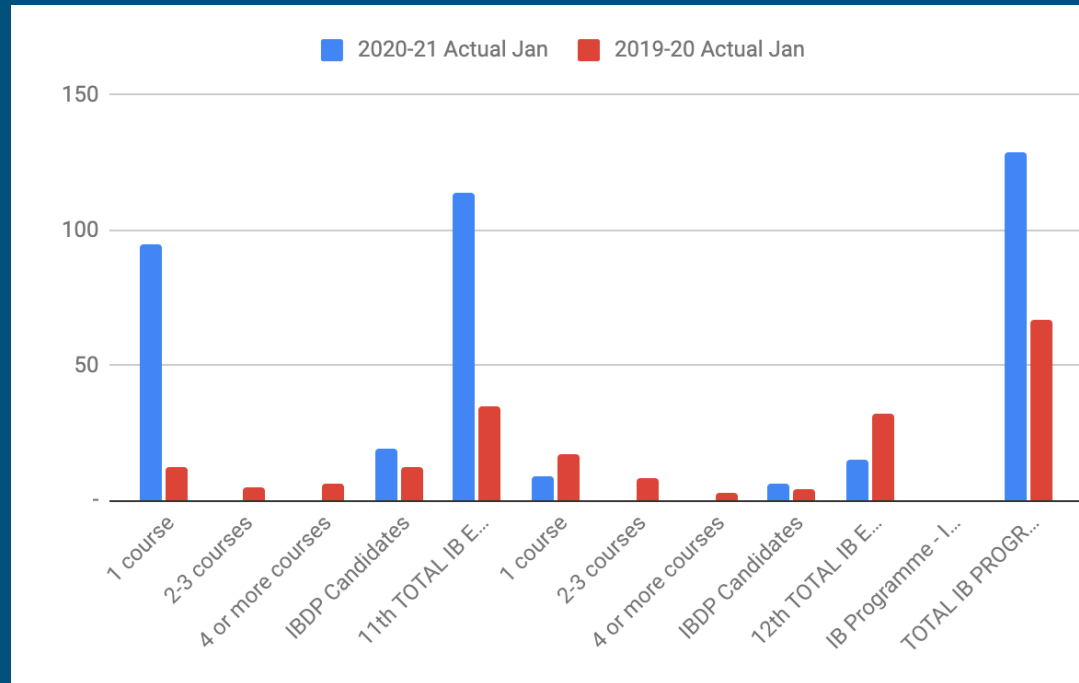
IHSNO Enrollment

Enrollment	Dec 2019	Jan 2020		Dec 2020	Jan 2021
9 th	125	117		110	107
10 th	100	102		92	89
11 th	98	98		95	91
12 th	125	125		91	90
Total	448	442		388	377

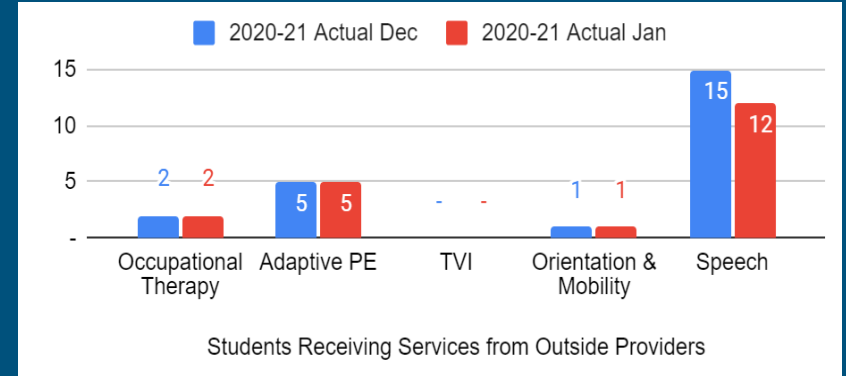
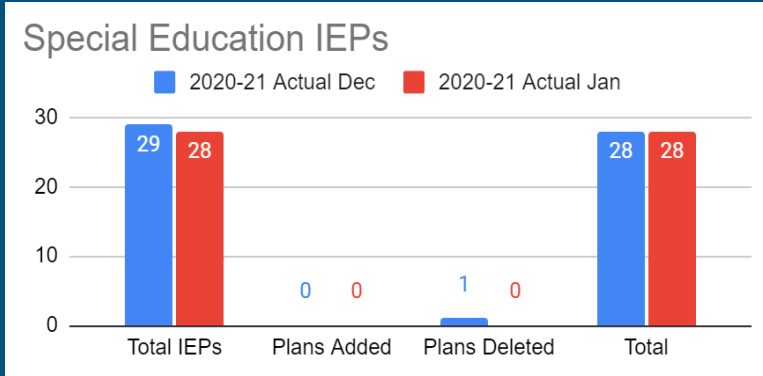
This month's data shows the comparison between last year's enrollment and the current year during the same months. Last year's enrollment for the month of December was 448 and for the month of January was 442. A difference in enrollment of six. This year's enrollment for December was 388, and January was 377, a difference of 11 enrollees.

International Baccalaureate

IB will update plans for May examinations, which could possibly mirror May 2020 session where no in-person examinations take place.



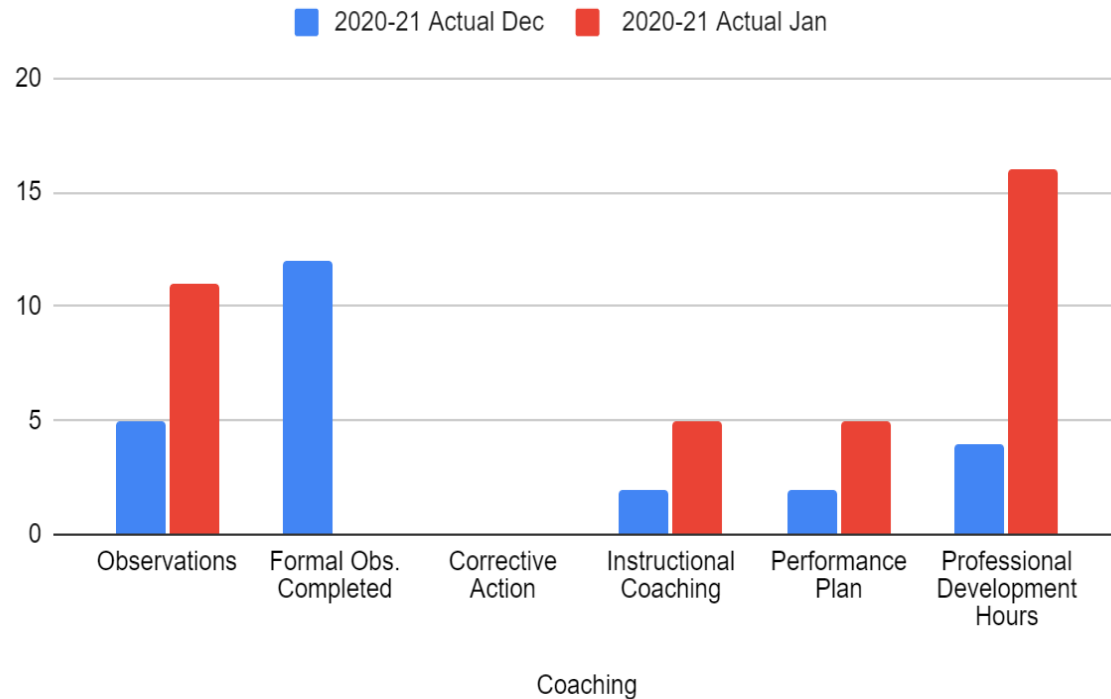
Special Education



Special Education Population did not have any changes in the amount of students, we serve. A decrease of 3 students no longer receiving services for January than December is part of them no longer being at IHSNO.

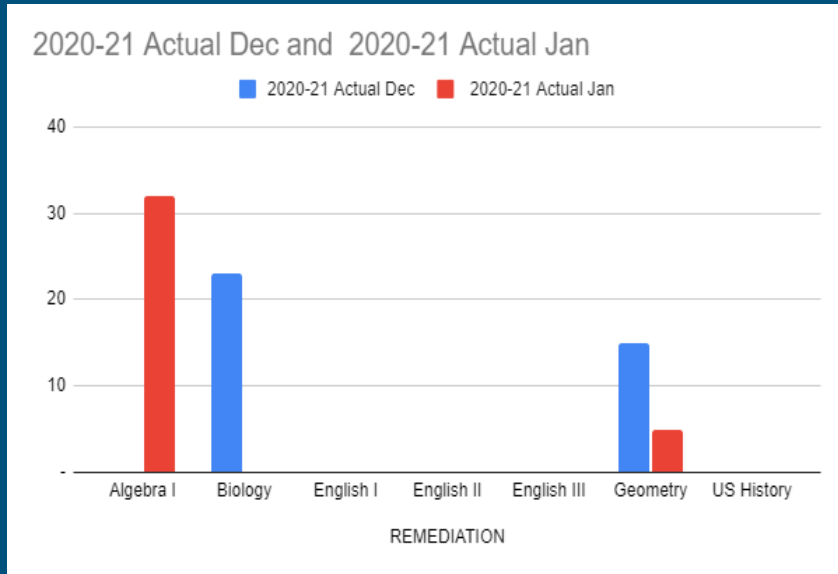
Staff Development

2020-21 Actual Dec and 2020-21 Actual Jan

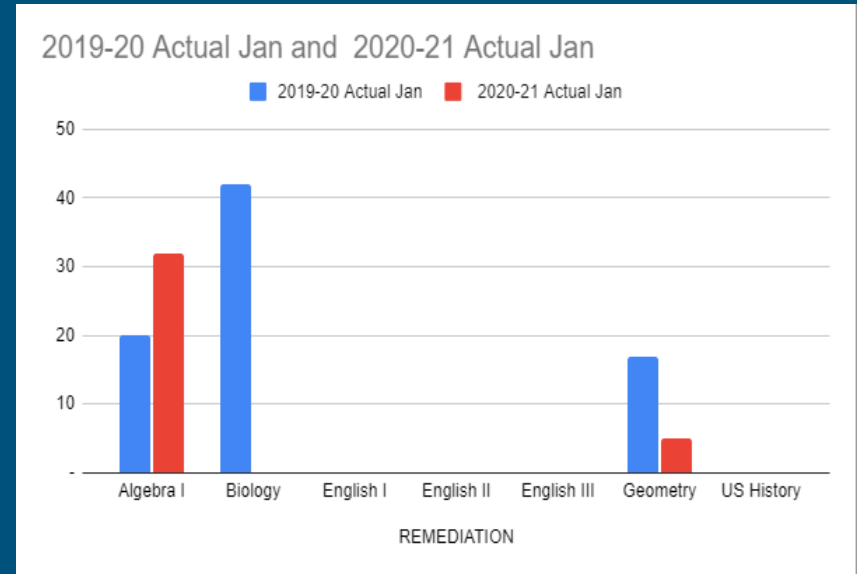


The month of January brought an increase in the number of informal observations as well as Instructional coaching and performance improvement plans. PD hours were higher since we had a full day of PD on January 4th.

Remediation



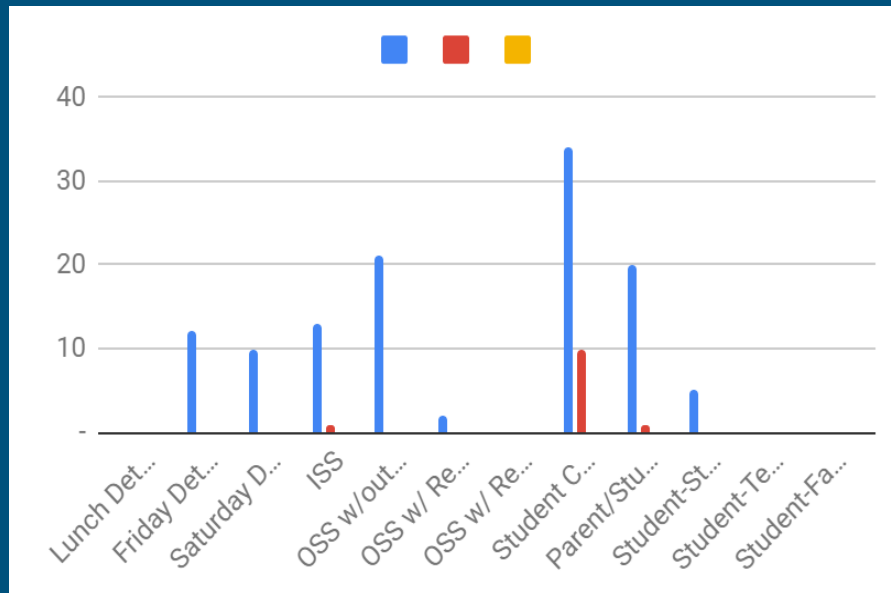
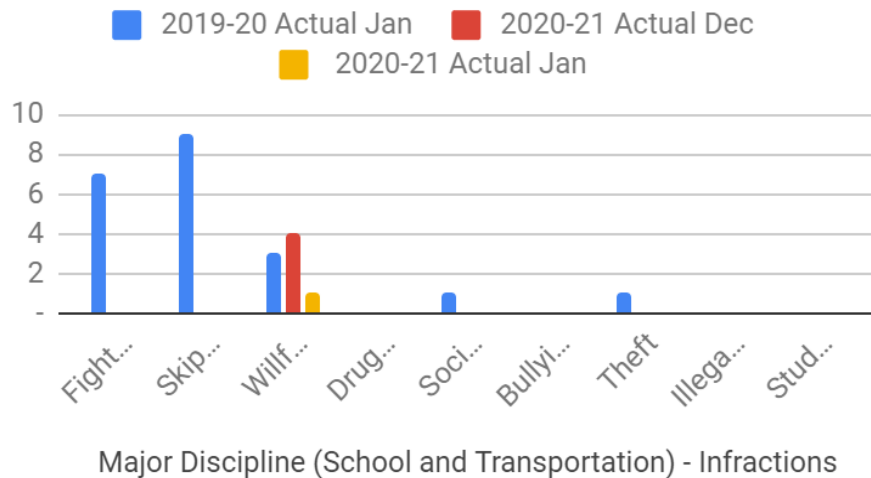
With Algebra I now being in the schedule, you see representation in that column. The absence of Biology numbers is due to that prep having a student teacher who can provide support outside of the remediation specialist. These numbers will hold steady until March.



The numbers difference is still due to the change of A/B to 4X4 formatting. Most math sections this semester are Algebra I with fewer Geometry sections; hence the difference between this and last year's numbers around this time.

Culture

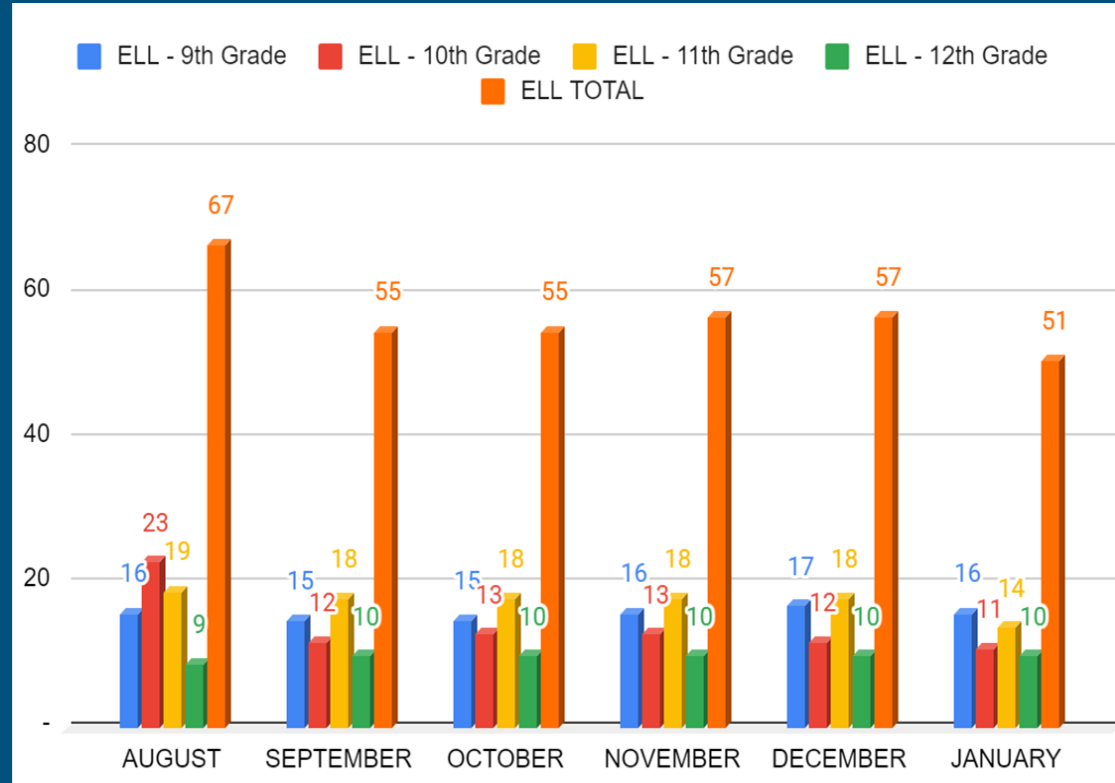
2019-20 Actual Jan, 2020-21 Actual De...



Virtual learning in comparison to in-person demonstrates a marked decrease in disciplinary infractions reported by teachers requiring the assistance of Culture. Willful disobedience incidents in the classroom are typically related to camera visibility and uniform compliance. Many students are adjusting to online behavior rules reducing the amount of interventions needed.

ELL- Month to Month Comparison

- 9th-one drop due to 15 consecutive absences (3rd year Freshman)
- 10th-two drops, one due to 15 consecutive absences, one transfer to fast track school. One add- student re-enrolled for Spring after being dropped in Fall.
- 11th-four drops- three due to 15 consecutive absences, one transfer to fast track school.
- 12- no changes
- While we held steady from September to December, there were several students that did not return for Spring semester. This is a trend we see each year. We also needed to make these drops before ELPT testing so students would not be included in test roster and not count as zero points for SPS scores.



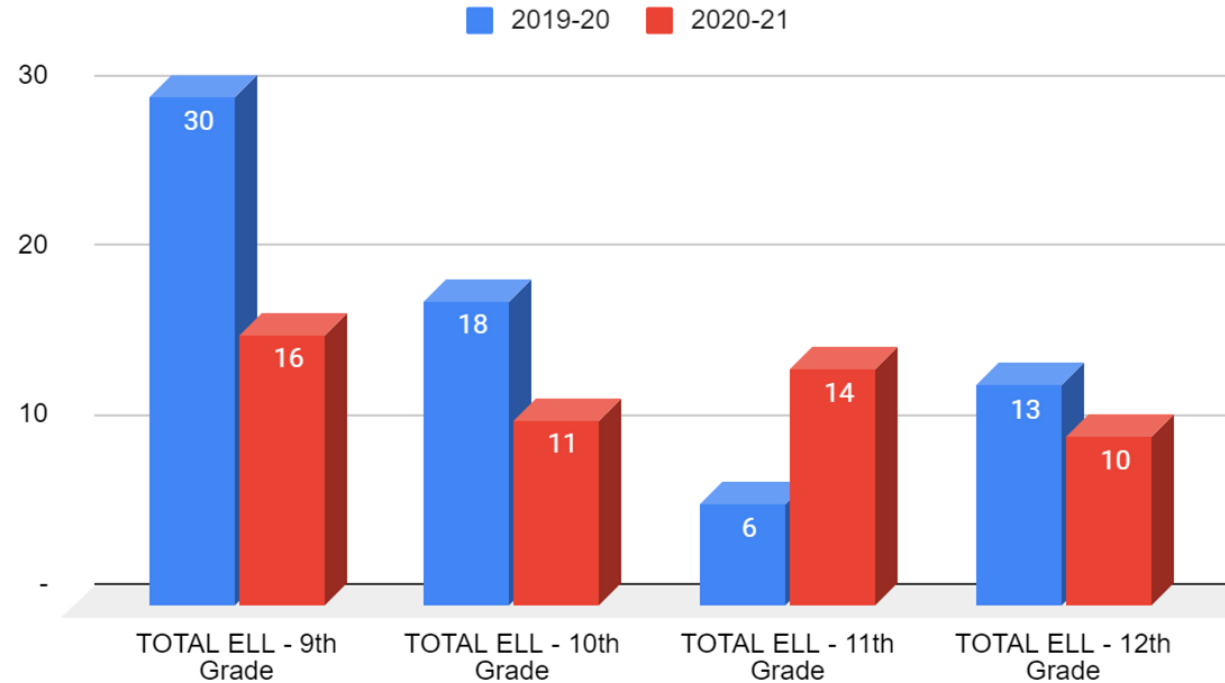
ELL- Year to Year Comparison

Analysis

9th grade is significantly lower than last year. This is due to a complete lack of late enrollments of new arrivers. Usually we have several students enroll before the new semester for 9th grade, but we have no new enrollments this year.

10th grade is also lower. We often

2019-20 and 2020-21

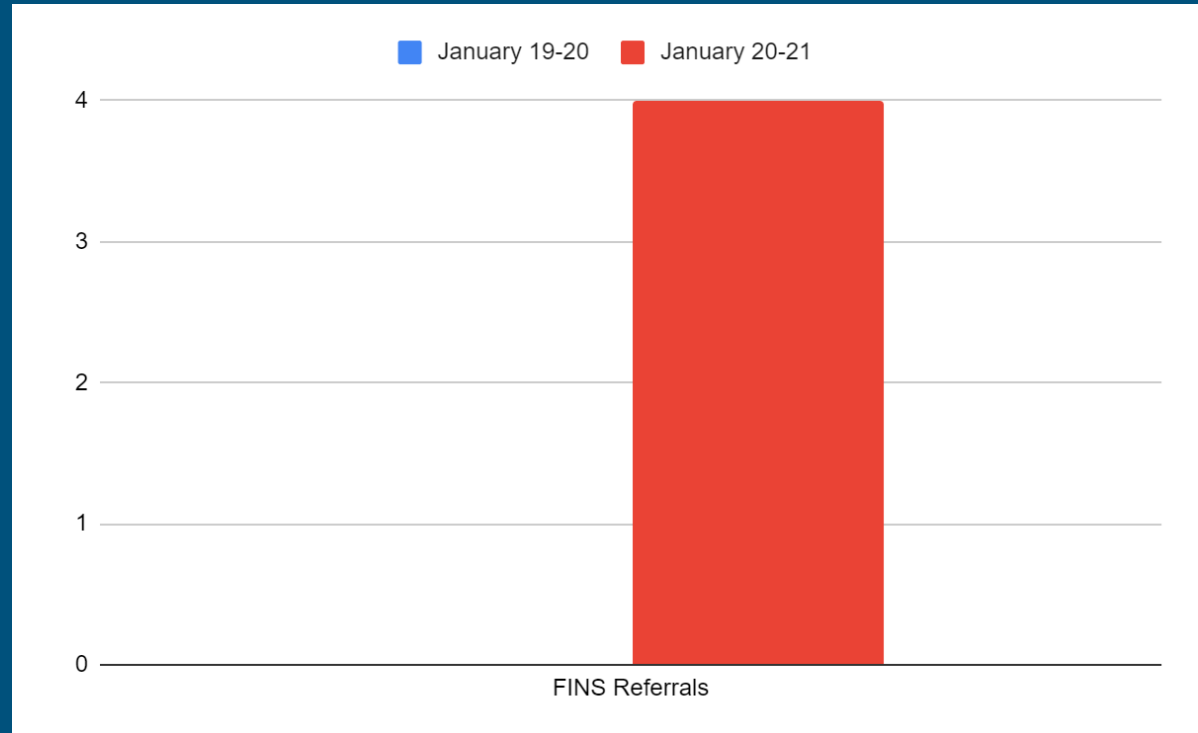


Social Work

Analysis

FINS referrals this month are 4 times higher than last year. In comparison, 19-20 yielded 7 referrals and 20-21 24.

The numbers are higher, due to the virtual learning. Students and families are not easily accessible. Although students are at home, parents are not monitoring students to assure that they are attending classes.



Counseling

Dual Enrollment - Southern University

- This is the first year that students are enrolled in a 200 level college course sections .
- Dual enrollment candidates are enrolled in 200 level Criminal Justice Evidence college course for Spring semester.
- Juniors and Seniors are enrolled in the 200 level college course sections .
- Juniors and Seniors are enrolled in the 100 level college course sections .

Dual Enrollment - Delgado Community College

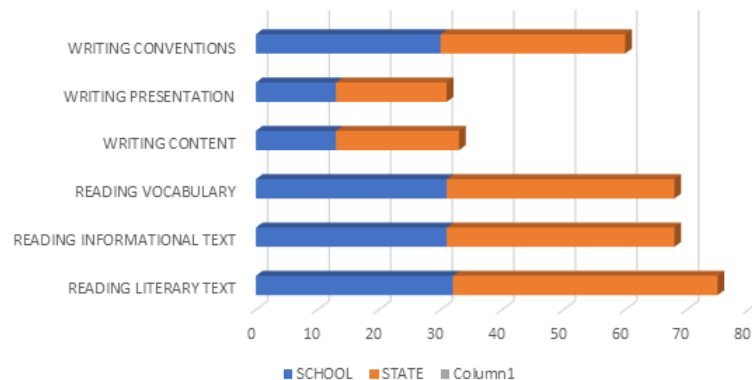
- Junior and Seniors are enrolled in English 101 course section with Delgado Community College.
- Sophomores, Juniors and Seniors are enrolled in College Career Success course section for the Spring semester.

Assessment - LEAP 360

Listed below are the state and school data reports for 2019-2020 and 2020-2021 school years. The attendance rate for LEAP 360 school year 2020-2021 had a lower level of students who were in attendance for testing.

The projected growth that is evident for the 2020-2021 school year is a slight increase at the school level in the areas of reading vocabulary, as opposed to the 2019-2020 school year the growth rate was relatively less at the school level.

DIAGNOSTIC ASSESSMENTS 2019-2020 -ENGLISH II



SCHOOL SUMMARY REPORT- 2020-2021-ENGLISH II

