



# Academics Report

---

December 2020



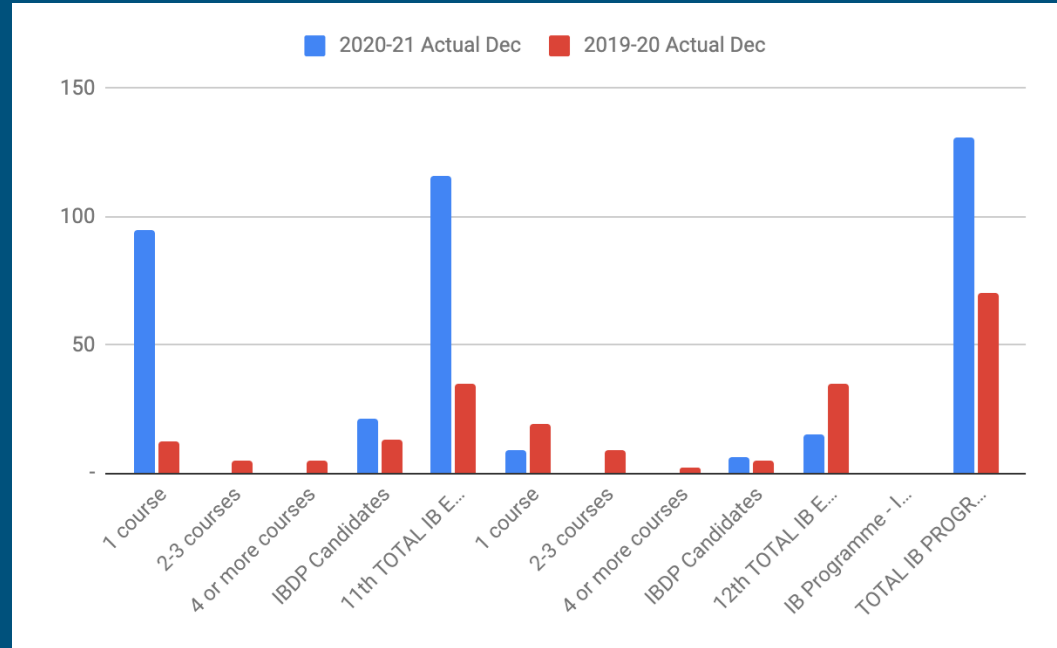
# IHSNO Enrollment

Enrollment	Nov 2019	Dec 2019		Nov 2020	Dec 2020
9 <sup>th</sup>	127	125		111	110
10 <sup>th</sup>	101	100		94	92
11 <sup>th</sup>	95	98		96	95
12 <sup>th</sup>	125	125		91	91
<b>Total</b>	<b>448</b>	<b>448</b>		<b>392</b>	<b>388</b>

This month's data shows the comparison between last year's enrollment and the current year during the same months. Last year's enrollment for the month of November was 448 and for the month of December was 448. No difference in enrollment. This year's enrollment for November was 392, and December was 388, a difference of 4 enrollees.

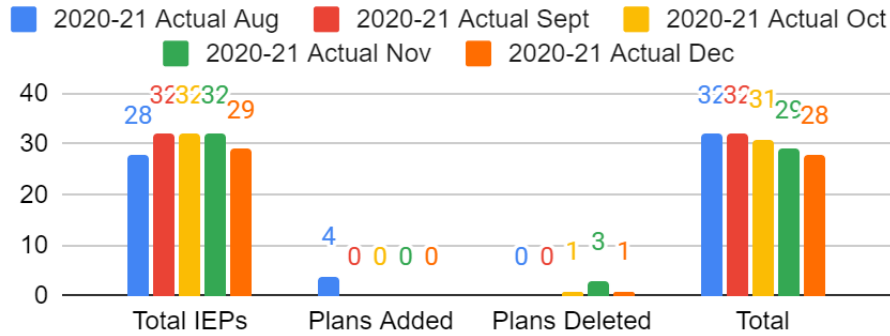
# International Baccalaureate

- Non-diploma programme Seniors in English IV completed Extended essay-like assignments for Fall 2020
- 1 senior Course option/certificate dropped IB English IV with the possibility for others to drop before the 1/15 (date to withdraw IB registration for May exams)

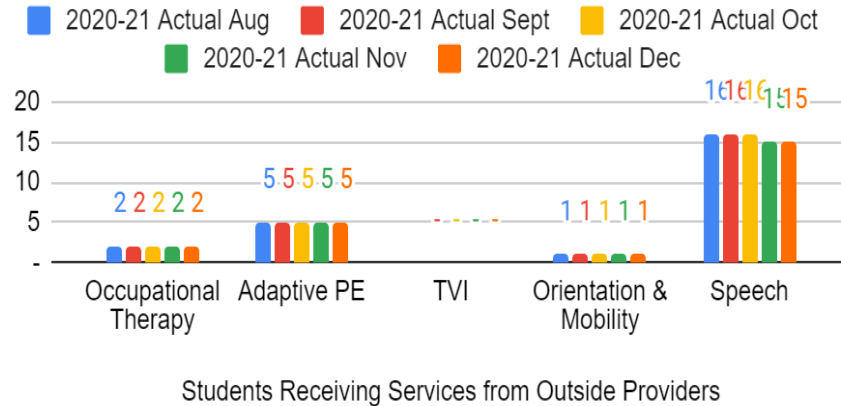


# Special Education

## Special Education IEPs



Data for December shows a decrease of students enrolled in Special Education, due to 1 withdrawn for not attending school more than 15 consecutive days



Data for December stayed the same no other student lost services

## 2020-21 Actual Nov and 2020-21 Actual Dec

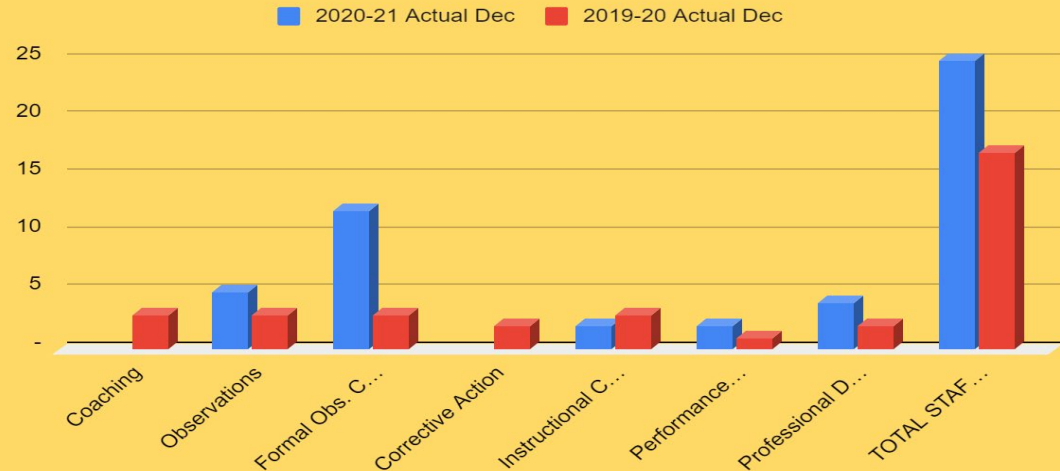


In comparison to last year, there were more formal and informal observations during this month than last year. There were less CA on Dec. 2020, as well as instructional coaching meetings. These meetings resulted in new PIPs for Semester II of this year.

The number of formal and in observations slightly decrease in Dec as most of them were finalized in November

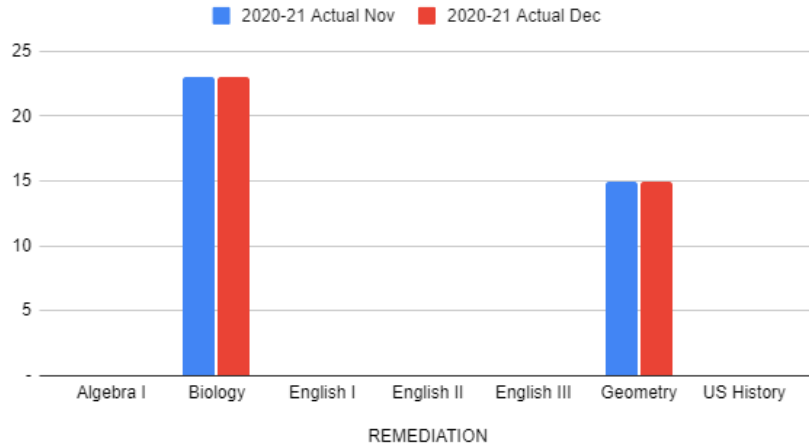
There were no corrective actions this month. PPP and PD hours remain the same since this was also a 3 week months.

## 2020-21 Actual Dec and 2019-20 Actual Dec



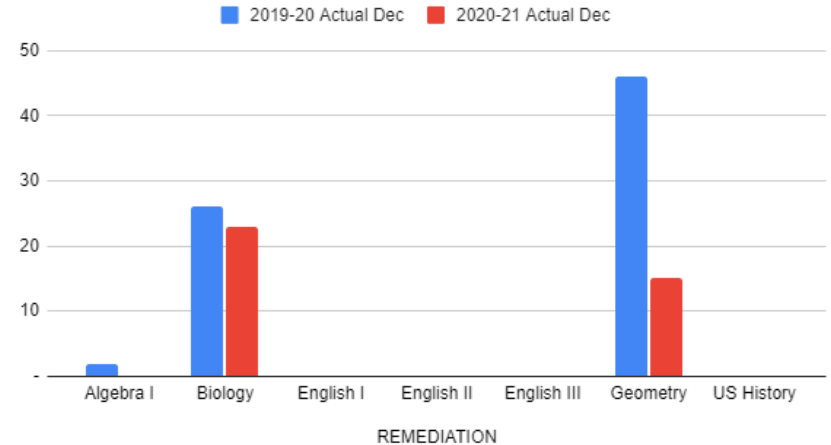
# Remediation

2020-21 Actual Nov and 2020-21 Actual Dec



The November to December numbers maintain the steady trend as recent months. This was expected given that the last point of reassessment was mid-semester

2019-20 Actual Dec and 2020-21 Actual Dec



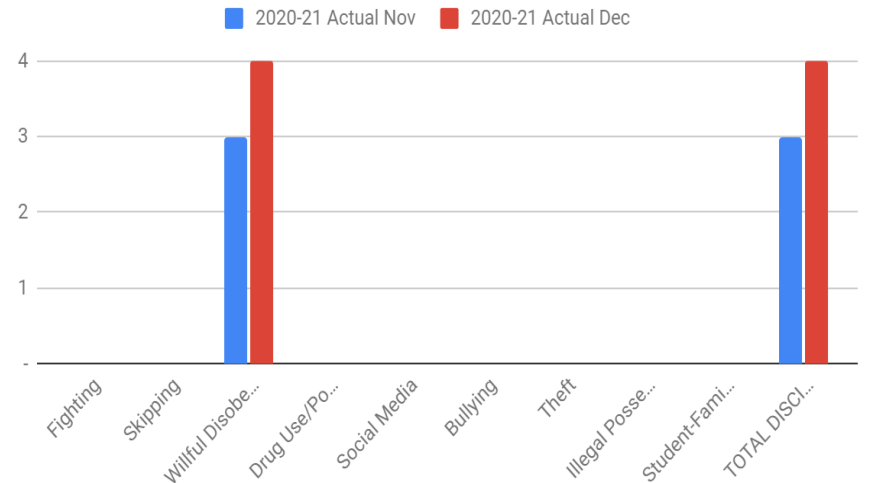
The differences over the span of a year are still rooted in fewer classes due to the 4X4 setup. Next semester will also be dramatically different as there will only be LEAP math classes on schedule.

# Culture

Willful Disobience infractions do not experience a notable increase from last month. The infractions can be attributed to uniform and camera visibility infractions.

Due to the number of students that remain virtual learners, the remaining infractions have not occurred on campus.

2020-21 Actual Nov and 2020-21 Actual Dec



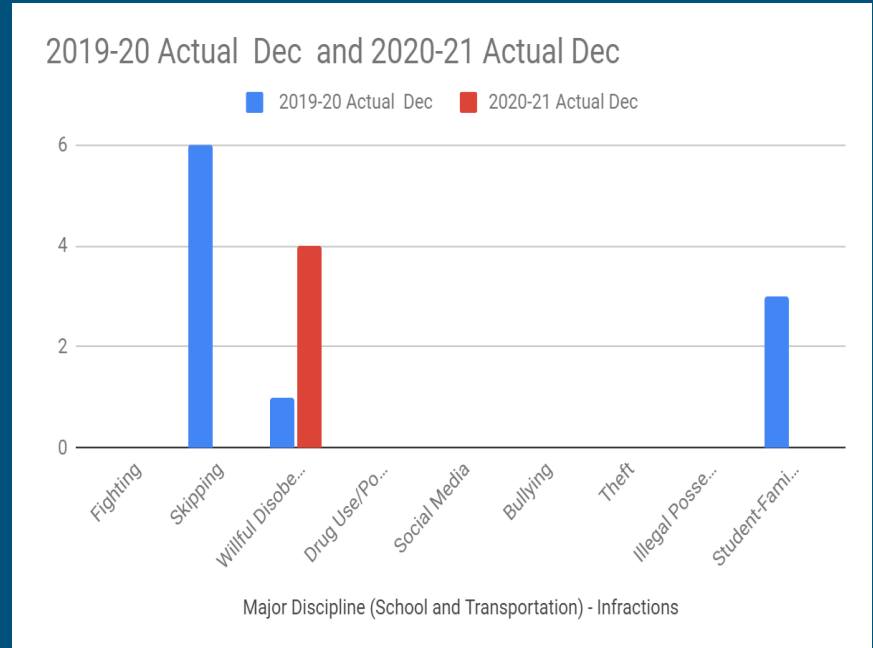
Major Discipline (School and Transportation) - Infractions

# Culture

Student-Family Mediations have not been conducted thus far this year. Students with family concerns have been able to communicate with social workers virtually and have not reached out to the Culture Team for assistance.

Skipping class has not been reported to the Culture Team for virtual learners. In-person learners have had not any infractions.

Willful disobedience is the result of uniform and camera visibility enforcement. The number remains minimal as parents and students are reminded of the rules weekly.





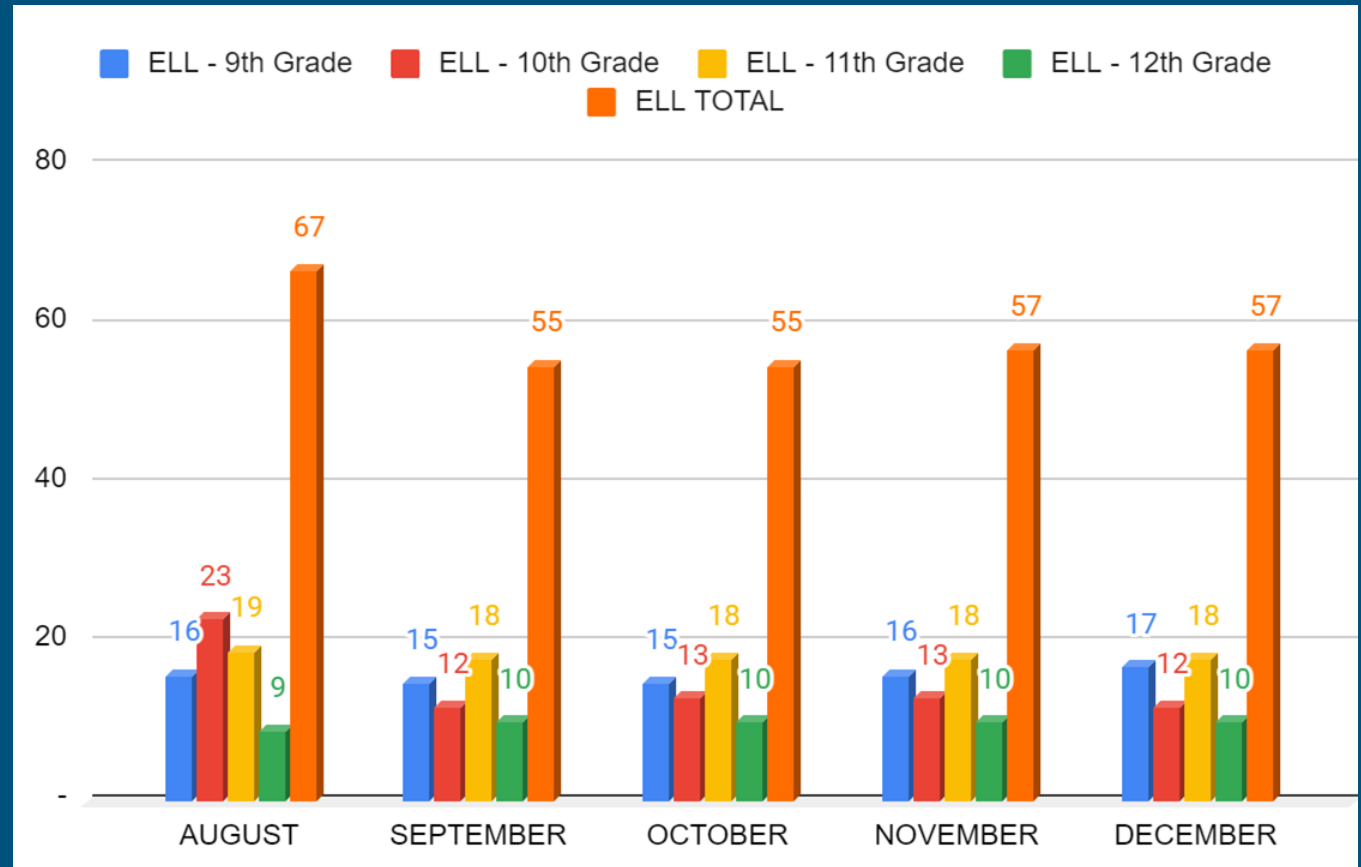
# ELL- Month to Month Comparison

9th- there is one additional student because this student was not coded LEP in PS when he arrived in September

10th- one student was withdrawn and moved out of state

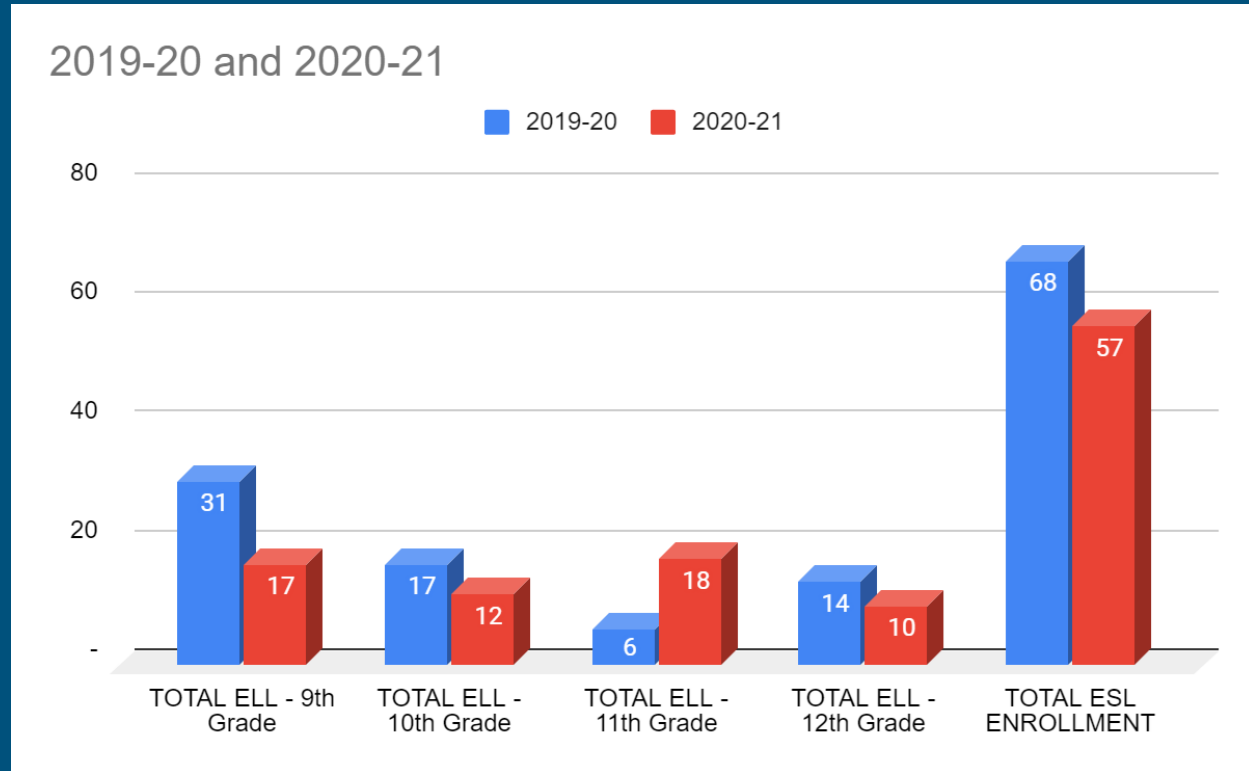
11/12th - no changes

Overall, numbers are steady. However, I have several students that could potentially be dropped for 15 consecutive absences in upcoming months..



# ELL- Year to Year Comparison

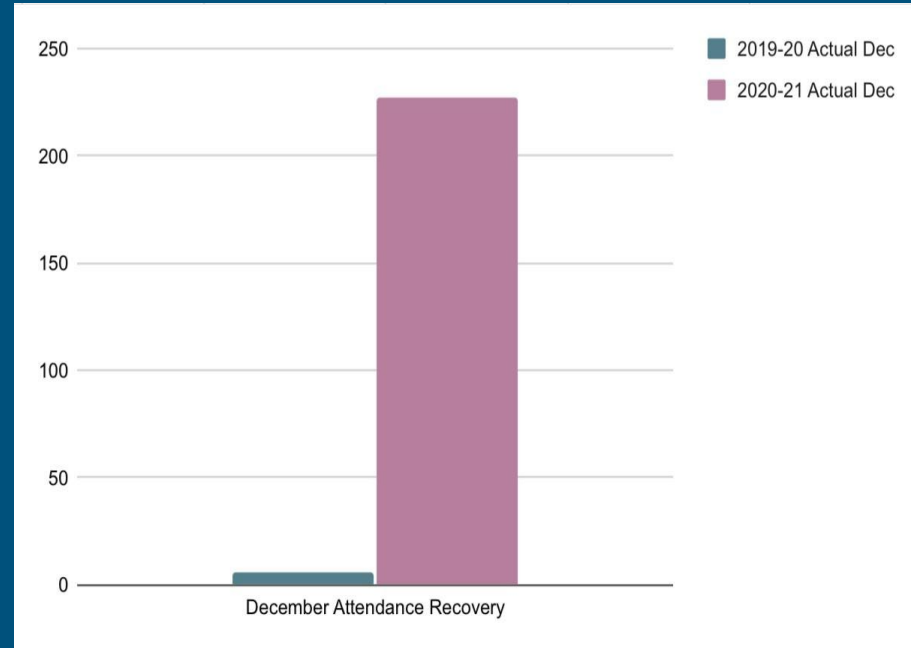
As stated in previous months, the trend for ELs follows the trend for overall enrollment between last school year and this school year. Our 9th grade enrollment is significantly lower due to the much lower number of late enrollments by new arrivers. 10th grade is lower due to the high number student dropped for 15 consecutive absences. 11th and 12th grade both remian strong cohorts. For the most part, 12th graders that arrived last year with foreign transcripts remain on track to graduate.



# Social Work

Attendance recovery for the month of December varied greatly from 2019 to 2020. During the 2019 school year, only 2 sessions were held. During 2020, student were able to attend 7 sessions, giving them more opportunities to recover days missed in their classes.

Several students took advantage of the opportunities, which allowed for better attendance reports.



# Assessment

---

During the month of December students who were enrolled in LEAP 2025 course or a retester completed the LEAP 2025 test:

(62) English 2, (49) Geometry ,(40) US History and (29) Biology

Data comparison for school year 2019-2020 is not available for Fall 2020 for the LEAP 2025.