



Voices for International Business and Education

VIBE Academic Committee Meeting

Academic Committee

Date and Time

Tuesday February 9, 2021 at 6:00 PM CST

Location

Virtual Meeting

Voices for International Business and Education http://public.boardontrack.com/VIBE_1

Topic: VIBE Academic Committee Meeting

Time: February 9, 2021 @ 06:00 PM Central Time (US and Canada)

Join Zoom Meeting

<https://us02web.zoom.us/j/86232699522?pwd=V1hIMHlxZ3VyTWtDVWthSktKWnYydz09>

Meeting ID: 862 3269 9522

Password: 9h@Z=B

One tap mobile

+13017158592,,86232699522#,,,0#,,562050# US (Germantown)

+13126266799,,86232699522#,,,0#,,562050# US (Chicago)

Dial by your location

+1 301 715 8592 US (Germantown)

+1 312 626 6799 US (Chicago)

+1 929 436 2866 US (New York)

+1 253 215 8782 US (Tacoma)

+1 346 248 7799 US (Houston)

+1 669 900 6833 US (San Jose)

Meeting ID: 862 3269 9522

Password: 562050

Find your local number: <https://us02web.zoom.us/j/86232699522>

Join Zoom Meeting

MISSION: To educate and nurture a diverse learning community through the International Baccalaureate Programme, world languages and intercultural appreciation to succeed in a global economy.

ACADEMIC COMMITTEE GOALS:

- **GOAL 1: Monitor and increase the progress of SPS.**
 - **GOAL 2: Streamline the academic dashboard.**
 - **GOAL 3: Monitor ACT Progress.**
 - **GOAL 4: Monitor and increase the effectiveness of the distance learning program at IHSNO.**
-

Agenda

I. Opening Items

A. Record Attendance

B. Call the Meeting to Order

Senate bill No 466 passed in 2020 to authorize public bodies to conduct certain meetings electronically during certain states of emergency or disaster;

Per RS 42:17.1 (2) (c):

Matters that are critical to the continuation of the business of the public body and that are not able to be postponed to a meeting held in accordance with the other provisions of this Chapter due to a legal requirement or other deadlines that cannot be postponed or delayed by the public body.

C. Approve Minutes from January 12, 2021 Meeting

II. HEAD OF SCHOOL REPORT

A. UPDATES

- General COVID - 19 matters as related to curriculum and instruction

III. SCHOOL CULTURE

A. UPDATES

1. Capturing Kids Hearts
2. IB Monthly Learner Profile
3. Parent Engagement
4. Clubs and After-School Programs
5. Intercultural Appreciation

IV. SCHOOL IMPROVEMENT/ACADEMICS

A. UPDATES

1. IB Program
2. World Languages
3. English
4. Science
5. Mathematics
6. Social Studies
7. Arts and Athletics
8. Special Education
9. ACT Prep/ACT Test Results
10. Academic Dashboard (include available data to date)
11. ELPT Testing Results
12. RTI
13. LEAP 360 Test Results

V. INFORMATION/TECHNOLOGY

A. UPDATES

- Distance Learning

VI. OTHER BUSINESS

A. OTHER BUSINESS NEXT MEETING...MARCH 9, 2021

B. PUBLIC COMMENT

VII. Closing Items

A. Adjourn Meeting

Coversheet

Approve Minutes from January 12, 2021 Meeting

Section:	I. Opening Items
Item:	C. Approve Minutes from January 12, 2021 Meeting
Purpose:	Approve Minutes
Submitted by:	
Related Material:	Minutes for VIBE Academic Committee Meeting on January 12, 2021

APPROVED



Voices for International Business and Education

Minutes

VIBE Academic Committee Meeting

Academic Committee

Date and Time

Tuesday January 12, 2021 at 6:00 PM

Location

Virtual Meeting

Voices for International Business and Education http://public.boardontrack.com/VIBE_1

Topic: VIBE Academic Committee Meeting

Time: January 12, 2021 @ 06:00 PM Central Time (US and Canada)

Join Zoom Meeting

<https://us02web.zoom.us/j/86232699522?pwd=V1hIMHlxZ3VyTWtDVWthSkTKWnYydz09>

Meeting ID: 862 3269 9522

Password: 9h@Z=B

One tap mobile

+13017158592,,86232699522#,,,,0#,,562050# US (Germantown)

+13126266799,,86232699522#,,,,0#,,562050# US (Chicago)

Dial by your location

+1 301 715 8592 US (Germantown)

+1 312 626 6799 US (Chicago)

+1 929 436 2866 US (New York)

+1 253 215 8782 US (Tacoma)

+1 346 248 7799 US (Houston)

+1 669 900 6833 US (San Jose)

Meeting ID: 862 3269 9522

Password: 562050

Find your local number: <https://us02web.zoom.us/j/86232699522>

Join Zoom Meeting

MISSION: To educate and nurture a diverse learning community through the International Baccalaureate Programme, world languages and intercultural appreciation to succeed in a global economy.

ACADEMIC COMMITTEE GOALS:

- **GOAL 1: Monitor and increase the progress of SPS.**
- **GOAL 2: Streamline the academic dashboard.**
- **GOAL 3: Monitor ACT Progress.**
- **GOAL 4: Monitor and increase the effectiveness of the distance learning program at IHSNO.**

Committee Members Present

A. Berger (remote), G. Lazard (remote), G. Medford (remote), J. Carreno (remote), K. Vo (remote), L. Scott Porter (remote), P. Recasner (remote), S. Thomas (remote), S. Wilson (remote), T. Huynh (remote)

Committee Members Absent

None

I. Opening Items

A. Record Attendance

B. Call the Meeting to Order

G. Lazard called a meeting of the Academic Committee of Voices for International Business and Education to order on Tuesday Jan 12, 2021 at 6:02 PM.

C. Approve Minutes from November 10, 2020 Meeting

G. Medford made a motion to approve the minutes from VIBE Academic Committee Meeting on 11-10-20.

G. Lazard seconded the motion.

The committee **VOTED** unanimously to approve the motion.

II. HEAD OF SCHOOL REPORT

A. UPDATES

- The COVID-19 expenditures details were addressed.
- There was a discussion about the trainings that teachers received to help them with teaching virtually.
- Better Lesson was incorporated into teacher's virtual classrooms.

III. SCHOOL CULTURE

A. UPDATES

- There was a discussion about School Culture.
- Ms. Pamela Racasner is the new Dean of Culture.
- Details about how the culture department works with different departments throughout school were spoken about.
- Social Contracts implementation was discussed.
- Parent Engagement details were given.
- TET celebration and all culture events are set to be virtual due to COVID19.
- Risk-taking is the January IB Learner Profile.

IV. SCHOOL IMPROVEMENT/ACADEMICS

A. UPDATES

- Parents have been encouraged to encourage their children to participate more.
- ELA was discussed.
- The 9th and 10th grade IB curriculum was discussed.
- The student government election was very successful.
- Some ELL students are moving into the IB program. They have been doing very well.
- The Leap Testing details were given.
- Language lessons were explained.
- Prepping for the IB program was discussed.
- IB recruitment is happening now for next year.
- Academic Dashboard was discussed.

V. INFORMATION/TECHNOLOGY

A. UPDATES

- The 3-year technology plan details were given.

- There were trainings that teachers participated in that helped to prepare them for teaching in a virtual environment.
- The student information system is a database where important information is stored. Projects within the department were mentioned.
- The software Powerschool has been used by teachers, and an overview was discussed.
- Hotspots were distributed to students without did not have internet access at home. This enabled students who participated in virtual/distance to be successful.
- The IT department supports all teachers, staff, and students when there are technology needs.
- There are times where IT works directly with the teacher when a problem or an issue arises as it pertains to technology needs.
- The IT department has been working on plans for a computer lab for student utilization.
- IHSNO would like to update computers to Chromebooks that will help testing and classes run more efficiently and smoothly.
- Working with Tammy Huynh on locating grants to fund projects for the IT Department.

VI. OTHER BUSINESS

A. OTHER BUSINESS

- There is no public comment.
- The next board committee meeting is 2/9/2021.
- The items are going to stay the same for next month. Committee is just looking for updates on the same items.

VII. Closing Items

A. Adjourn Meeting

There being no further business to be transacted, and upon motion duly made, seconded and approved, the meeting was adjourned at 6:33 PM.

Respectfully Submitted,
G. Medford

Documents used during the meeting

- COVID-19 Expenditures as of-2020-1231.pdf
- Academic CMTE Dashboard-2020-1231.pdf
- Academic CMTE Presentation-2020-1231.pdf

- IHSNO 3year Tech Plan-2021-0108.docx

Coversheet

UPDATES

Section:	II. HEAD OF SCHOOL REPORT
Item:	A. UPDATES
Purpose:	Discuss
Submitted by:	
Related Material:	COVID-19 Expenditures as of-2021-0131.pdf

COVID-19 EXPENSES as of 1/31/2021

Facility Expenditures	Description/Reason	Expense Status	Package	Est. Each Cost	Quantity	Est. Extended Cost	Actual Costs as of 8/31/2020	Commentary
Thermometers	temperature surveying for students and staff	Current	each	\$ 50	15	\$ 750	\$ 700	on premise
Gloves	schdeule day for students supply distribution	Current	case	\$ 98		\$ 98	\$ 98	on premise
Disinfectant Spray	supply each office and classroom	Current	cases			\$ 5,000	\$ 3,000	on premise
Uhaul Rental	pick-up PPE from NOLA-PS	current	each	\$ 57	2	\$ 114	\$ 114	Complete
Disinfectant Sprayer	Fog/Sanitze	current	each	\$ 1,800	2	\$ 3,600	\$ 3,600	On premise
Plumber	labor install touchless faucets	Current	6	\$ 1,500	1	\$ 1,500	\$ 1,500	Complete
Touchless faucets	reduce touch surfaces in bathrooms	Current	20	\$ 6,105	1	\$ 6,105	\$ 6,105	installed
Touchless hand dryer	reduce touch surfaces in bathrooms	Current	each	\$ 556	1	\$ 556	\$ 556	Adjsuted to reflect actual need - nurse
Water bottle filling stations	need to close traditional water fountains and install bottle filling options (additional labor each Est. \$450)	Future	each	\$ 1,700	3	\$ 5,100	\$ 5,100	Delivery in late January
Water bottle filling stations	labor install	Future	each	\$ 400	3	\$ 1,200	\$ 1,200	See above est.
Portable handwashing stations	increasing the number of handwashing stations available	Current	each	\$ 5,000	1	\$ 5,000	\$ 5,000	installed
Chairs/Tables/Stanchions	outdoor eating for students	Current	each		48/24	\$ 4,000	\$ 3,100	on premise
Event style tent	covering for students to eat outdoors 20'x40'	Future	each	\$ 2,000	2	\$ 4,000	\$ 4,000	Seeking other option
Exhaust fan	increase ventilation in restroom	Current	each	\$ 200	2	\$ 400	\$ 400	installed
Exhaust fan	increase ventilation in restroom	Current	each	\$ 135	1	\$ 135	\$ 135	installed
Camera installation	monitor isolation room	Current	each	\$ 2,500	1	\$ 2,500	\$ 2,500	waiting installation
Desk sneeze guards	create shields for each student desk and teacher desk	Current	each	\$ 70	130	\$ 9,100	\$ 9,100	On premise
Teacher desk guards	sneeze guards for teacher desks	Current	each	\$ 100	55	\$ 5,500	\$ 5,500	on premise
POD Storage	to store additional supplies PPE	Current	unit	\$ 130	12	\$ 1,563	\$ 1,563	on premise

COVID-19 EXPENSES as of 1/31/2021

Facility Expenditures	Description/Reason	Expense Status	Package	Est. Each Cost	Quantity	Est. Extended Cost	Actual Costs as of 8/31/2020	Commentary
PPE Disinfectant Wipes	supply each office and classroom; 1-year supply	Current	1 palate	\$ 9,809	1	\$ 9,809	\$ 9,809	on premise
PPE gloves, masks, and handsanitizer	supply each office and classroom	Current			1	\$ 18,500	\$ 16,066	on premise
Maintenance Personnel	increase personnel needed to comply with cleaning requirements	Future	1FTE	\$ 30,000	1	\$ 30,000	\$ 30,000	Advertised to fill position
Janitorial services	Additional cleaning due to hourly sanitation of frequent touch surface, high visit areas, daily disinfecting,	Ongoing	monthly	\$ 2,272	12	\$ 27,263	\$ 27,263	Changed service providers
Technology Services	repair devices as needed for classrooms and offices	Ongoing	.5 FTE	\$ 39,936	0.5	\$ 19,968	\$ 19,968	Position to be posted
AC units		Future	each	\$ 800	30	\$ 24,000	\$ 24,000	getting more quotes
EST. TOTAL							\$ 185,761	
CURRENT TOTAL							\$ 74,230	
FUTURE TOTAL							\$ 64,300	
ONGOING TOTAL							\$ 47,231	
	Complete							
	Ongoing							
	To be done							

Coversheet

UPDATES

Section:	IV. SCHOOL IMPROVEMENT/ACADEMICS
Item:	A. UPDATES
Purpose:	Discuss
Submitted by:	
Related Material:	Academic CMTE Presentation-2021-0131.pdf Academic CMTE Dashboard-2021-0131.pdf



Academics Report



January 2021



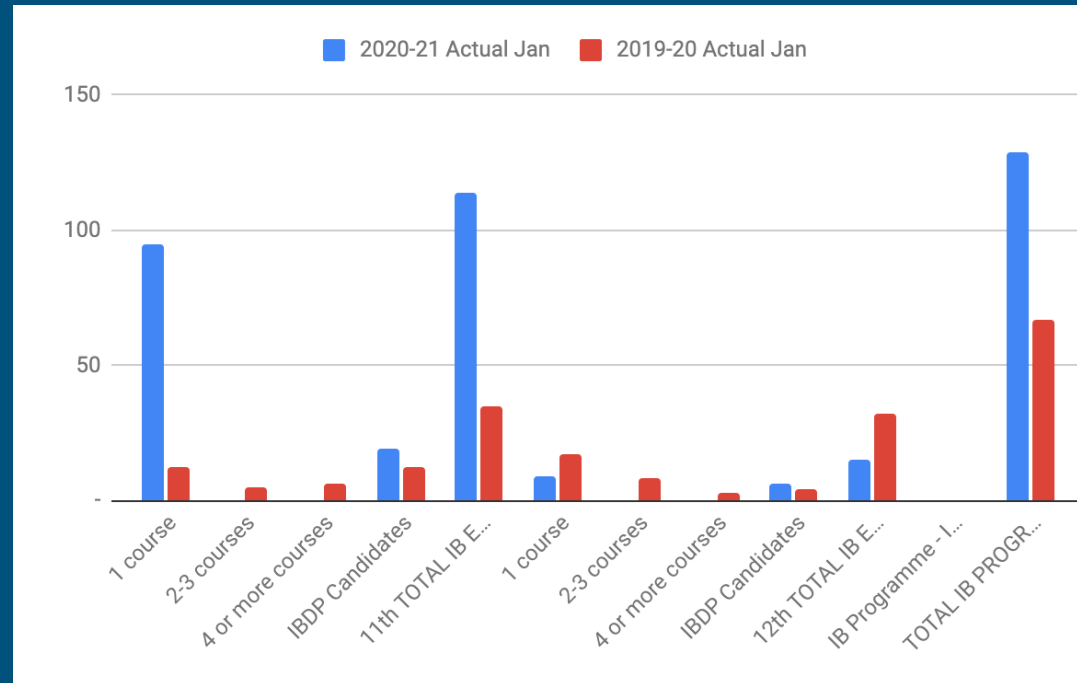
IHSNO Enrollment

Enroll ment	Dec 2019	Jan 2020		Dec 2020	Jan 2021
9th	125	117		110	107
10th	100	102		92	89
11th	98	98		95	91
12th	125	125		91	90
Total	448	442		388	377

This month's data shows the comparison between last year's enrollment and the current year during the same months. Last year's enrollment for the month of December was 448 and for the month of January was 442. A difference in enrollment of six. This year's enrollment for December was 388, and January was 377, a difference of 11 enrollees.

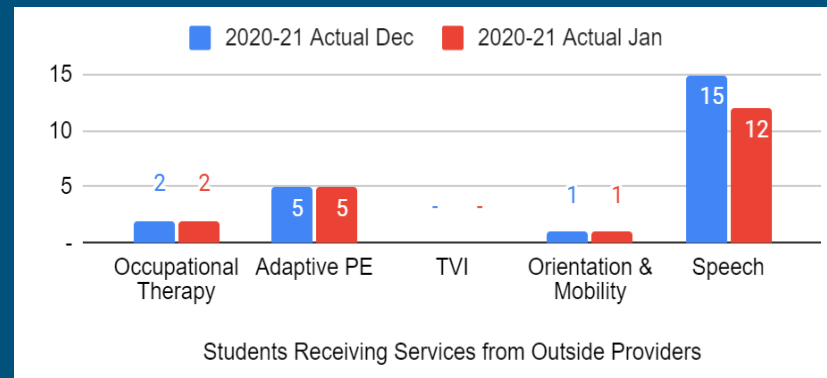
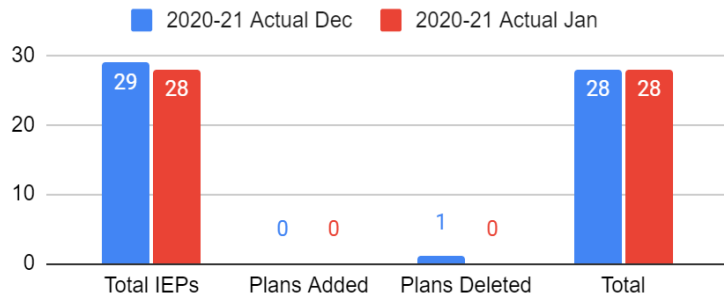
International Baccalaureate

IB will update plans for May examinations, which could possibly mirror May 2020 session where no in-person examinations take place.



Special Education

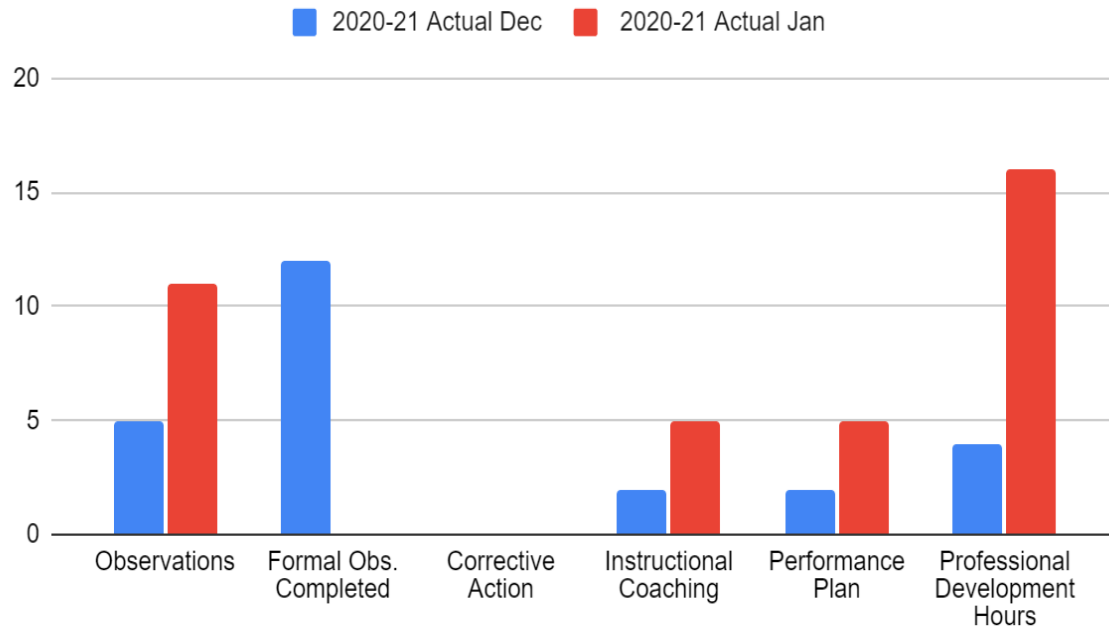
Special Education IEPs



Special Education Population did not have any changes in the amount of students, we serve. A decrease of 3 students no longer receiving services for January than December is part of them no longer being at IHSNO.

Staff Development

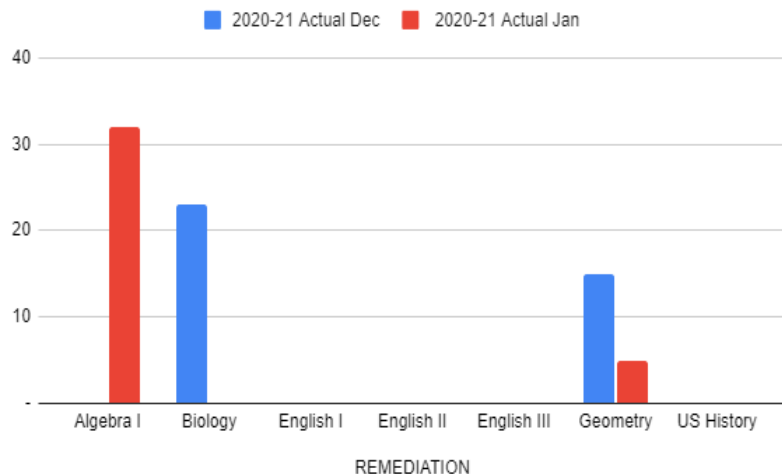
2020-21 Actual Dec and 2020-21 Actual Jan



The month of January brought an increase in the number of informal observations as well as Instructional coaching and performance improvement plans. PD hours were higher since we had a full day of PD on January 4th.

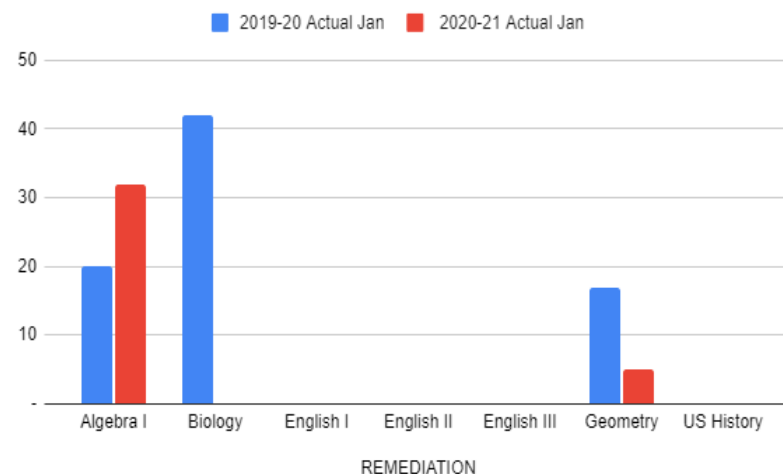
Remediation

2020-21 Actual Dec and 2020-21 Actual Jan



With Algebra I now being in the schedule, you see representation in that column. The absence of Biology numbers is due to that prep having a student teacher who can provide support outside of the remediation specialist. These number will hold steady until March.

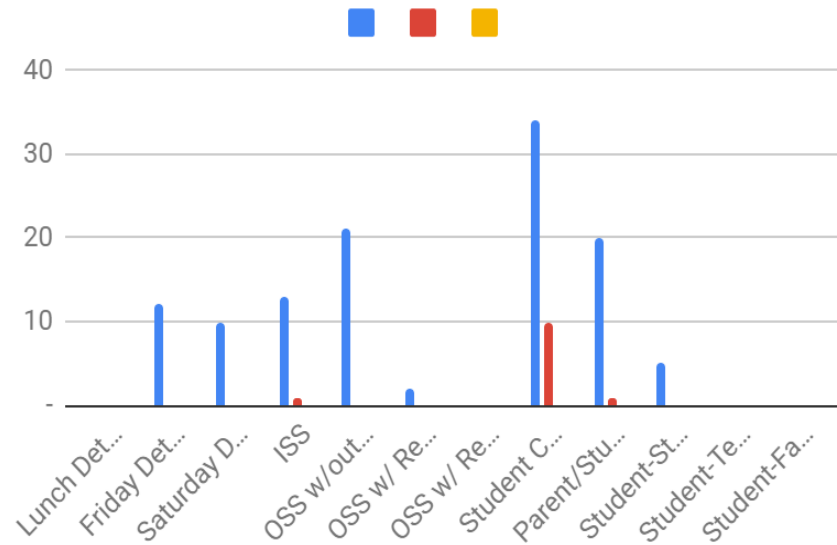
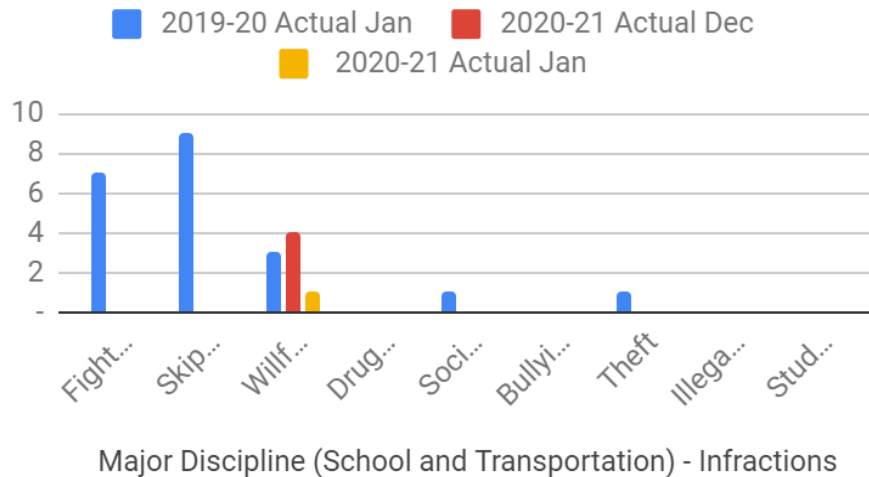
2019-20 Actual Jan and 2020-21 Actual Jan



The numbers difference is still due to the change of A/B to 4X4 formatting. Most math sections this semester are Algebra I with fewer Geometry sections; hence the difference between this and last year's numbers around this

Culture

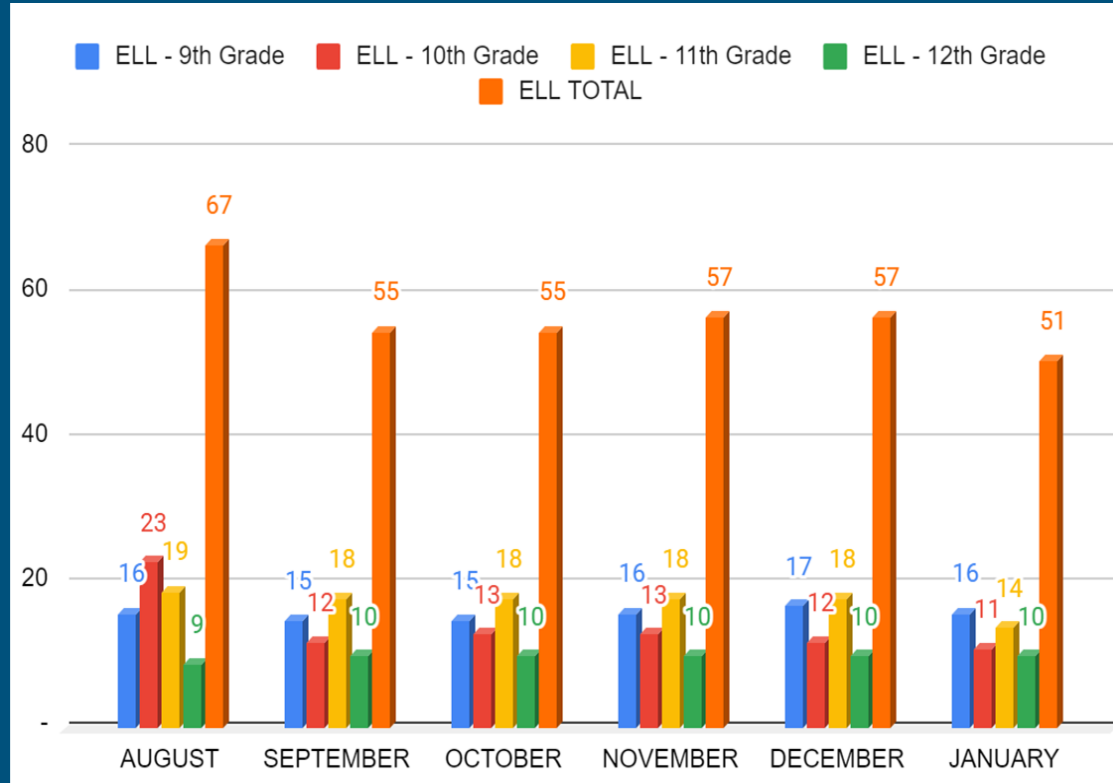
2019-20 Actual Jan, 2020-21 Actual De...



Virtual learning in comparison to in-person demonstrates a marked decrease in disciplinary infractions reported by teachers requiring the assistance of Culture. Willful disobedience incidents in the classroom are typically related to camera visibility and uniform compliance. Many students are adjusting to online behavior rules reducing the amount of interventions needed.

ELL- Month to Month Comparison

- 9th-one drop due to 15 consecutive absences (3rd year Freshman)
- 10th-two drops, one due to 15 consecutive absences, one transfer to fast track school. One add- student re-enrolled for Spring after being dropped in Fall.
- 11th-four drops- three due to 15 consecutive absences, one transfer to fast track school.
- 12- no changes
- While we held steady from September to December, there were several students that did not return for Spring semester. This is a trend we see each year. We also needed to make these drops before ELPT testing so students would not be included in test roster and not count as zero points for SPS scores.



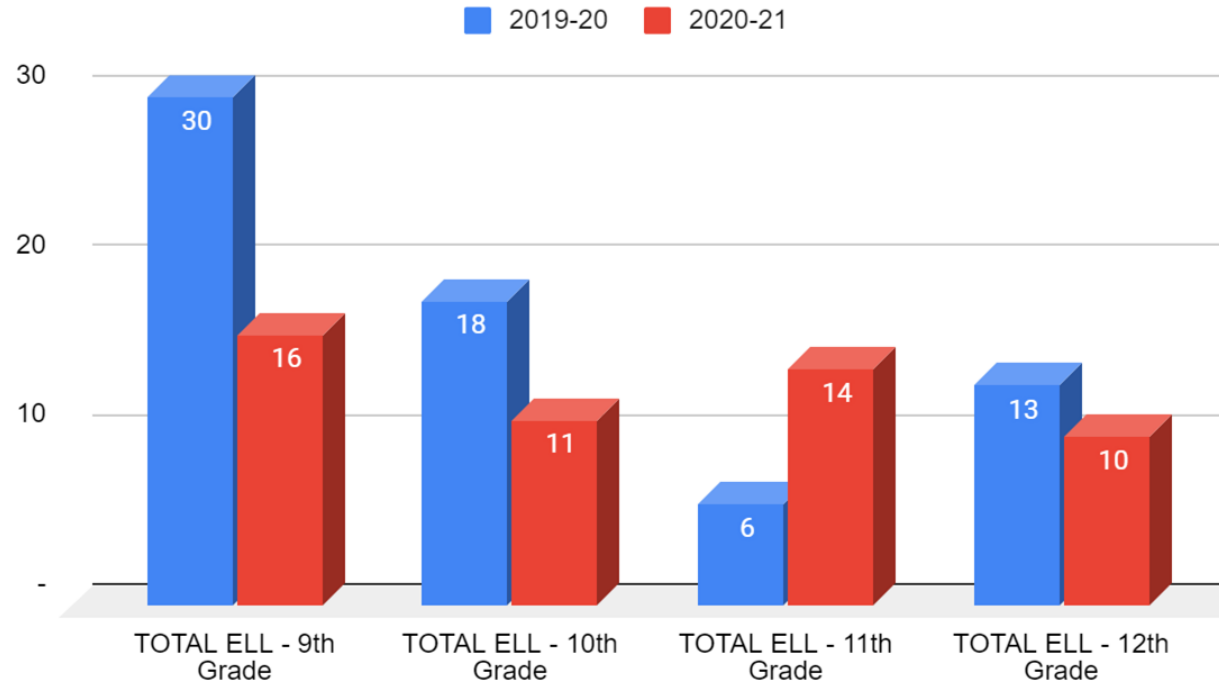
ELL- Year to Year Comparison

Analysis

9th grade is significantly lower than last year. This is due to a complete lack of late enrollments of new arrivers. Usually we have several students enroll before the new semester for 9th grade, but we have no new enrollments this year.

10th grade is also lower. We often

2019-20 and 2020-21

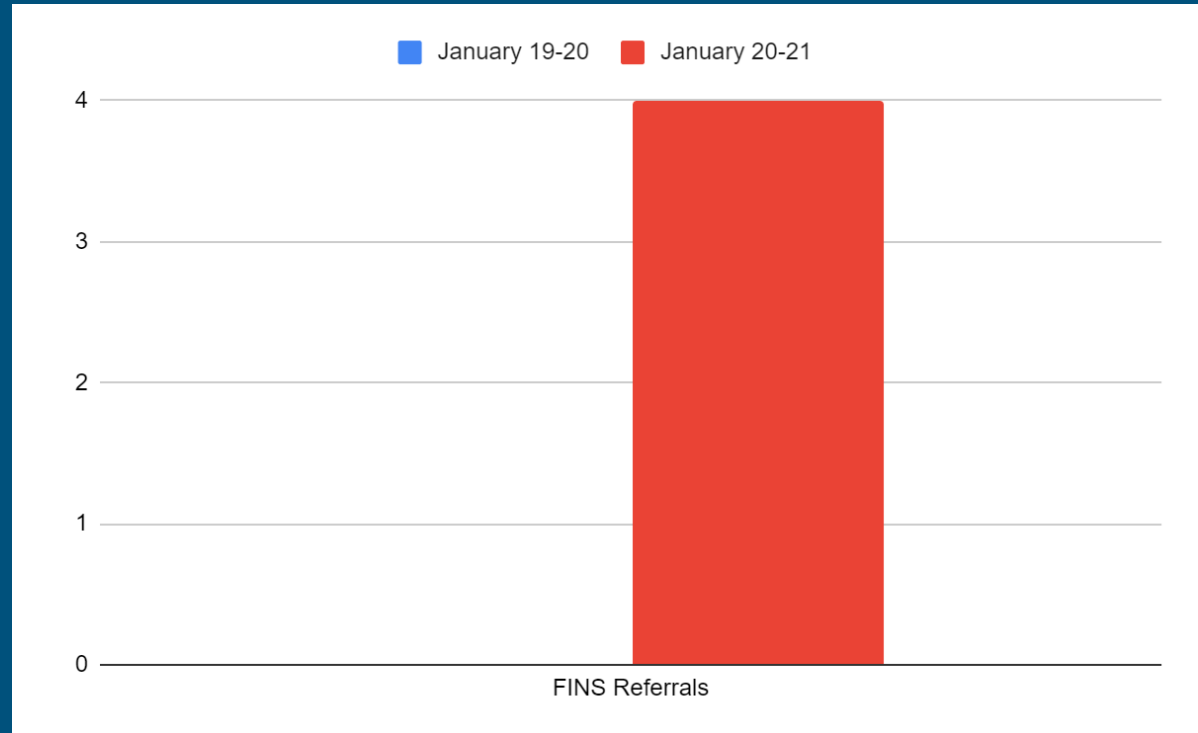


Social Work

Analysis

FINS referrals this month are 4 times higher than last year. In comparison, 19-20 yielded 7 referrals and 20-21 24.

The numbers are higher, due to the virtual learning. Students and families are not easily accessible. Although students are at home, parents are not monitoring students to assure that they are attending classes.



Counseling

Dual Enrollment - Southern University

- This is the first year that students are enrolled in a 200 level college course sections .
- Dual enrollment candidates are enrolled in 200 level Criminal Justice Evidence college course for Spring semester.
- Juniors and Seniors are enrolled in the 200 level college course sections.
- Juniors and Seniors are enrolled in the 100 level college course sections.

Dual Enrollment - Delgado Community College

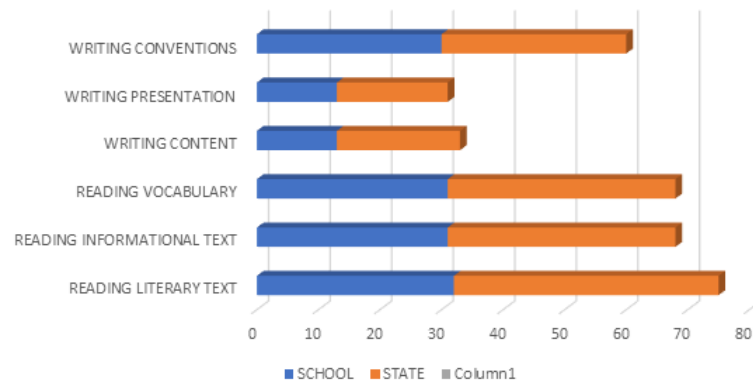
- Junior and Seniors are enrolled in English 101 course section with Delgado Community College.
- Sophomores, Juniors and Seniors are enrolled in College Career Success course section for the Spring semester.

Assessment - LEAP 360

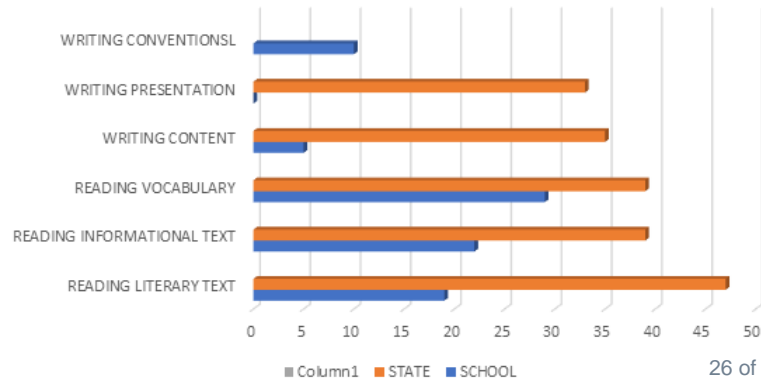
Listed below are the state and school data reports for 2019-2020 and 2020-2021 school years. The attendance rate for LEAP 360 school year 2020-2021 had a lower level of students who were in attendance for testing.

The projected growth that is evident for the 2020-2021 school year is a slight increase at the school level in the areas of reading vocabulary, as opposed to the 2019-2020 school year the growth rate was relatively less at the school level.

DIAGNOSTIC ASSESSMENTS 2019-2020 -ENGLISH II



SCHOOL SUMMARY REPORT- 2020-2021-ENGLISH II





As of JANUARY 2021

Enrollment - Grade	2020-21 Projected	2020-21 Seat Target	2020-21 Actual	Variance	Demo	Demo Count	Demo %		
9th grade	150	225	107	(43)	Asian	7	1.9%		
10th grade	127	150	89	(38)	Black	241	63.9%		
11th grade	100	100	91	(9)	Hispanic	107	28.4%		
12th grade	92	90	90	(2)	White	19	5.0%		
TOTAL ENROLLMENT	469	565	377	(92)		374	99%		
ENROLLMENT Programs	Special Education (IEP)	504 Plans	English Language Learners	Dual Enrollment	Industry Based Credential	ACT Supports	After School Tutoring	IB Course Option	Full IB
9th grade	3	6	16	-	-	-	15	-	-
10th grade	8	4	11	10	-	-	3	-	-
11th grade	8	4	14	27	-	-	4	95	19
12th grade	9	1	10	46	-	-	2	14	6
TOTAL ENROLLMENT	28	15	51	83	-	-	24	109	25
Staffing	Quarter 1	Quarter 2	Quarter 3	Quarter 4	Budgeted	Average			
AC - Instruction	33.25	32.25	31.25		34.00	32.25			
AC - Non-Instruction	9.50	9.50	9.50		9.50	9.50			
AC Admin	6.00	6.00	5.00		8.00	5.67			
Development	-				1.00	-			
Facility	2.00	3.00	3.00		2.00	2.67			
Finance	2.00	2.00	2.00		2.00	2.00			
Food Service	2.50	1.50	1.00		2.50	1.67			
Technology	2.00	2.00	2.00		2.00	2.00			
Head of School	2.00	2.00	2.00		2.50	2.00			
Total Employees	59.25	58.25	55.75	-	63.50	43.31			
Teacher Student Ratio	42.75:377	-1:1	#DIV/0!	#DIV/0!	64:1				



As of JANUARY 2021

Staffing Changes	Quarter 1	Quarter 2	Quarter 3	Quarter 4	Annual Budget	Average
Academic	-	1	2			1
Development	-					-
Facilities	-	1				1
Finance	-					-
Food Services	1		1			1
Technology	-					-
Head of School	-					-
Total Employees	58	2	3	-	-	2
Professional Development Hours	Quarter 1	Quarter 2	Quarter 3	Quarter 4	Annual Total	Average
Academic	65	74	31	-	170	42
Development	2		-	-	2	1
Facilities	25	17	-	-	42	11
Finance	25	20	-	-	45	11
Food Services	12		-	-	12	4
Technology	60	1	-	-	61	15
Head of School	50	44	-	-	94	24
Total Hours	239	156	31	-	426	108



As of JANUARY 2021

Initial Diagnostic Scores	9th	10th	11th	12th	MAP's TOTAL Avg	Target	Variance
Algebra 1	-				-	275	(275)
Biology	-				-	100	(100)
English 1	-				-	150	(150)
English 2	-				-	275	(275)
Gemotry	-				-	100	(100)
US History	-				-	300	(300)

LEAP 360 Interim Assessments	October	January	March	MAP's TOTAL Avg	Target	Variance
Algebra 1	-			-	-	-
Biology	-			-	-	-
English 1	-			-	-	-
English 2	-			-	-	-
Gemotry	-			-	-	-
US History	-			-	-	-

LEAP 2025 Assessment	20-2021 Passing	20-2021 College	20-2021 Passing Goal	20-2021 College Goal	Variance	2019-20 Passing	19-2020 College	19-2020 Passing Goal	19-2020 College Goal	Variance	LEAP 2025/EOC Assessment
Biology	94.0%		84.00%	28.00%	38.0%	N/A	N/A	84.00%	28.00%	#DIV/0!	Biology
English 1			89.00%	44.00%	#DIV/0!	N/A	N/A	89.00%	44.00%	#DIV/0!	English 1
English 2	82.0%		85.00%	47.00%		N/A	N/A	85.00%	47.00%		English 2
English 3			N/A	N/A	#DIV/0!	N/A	N/A	N/A	N/A	#DIV/0!	English 3
Algebra 1	95.0%		90.00%	38.00%	31.0%	N/A	N/A	90.00%	38.00%	#DIV/0!	Algebra 1
Geometry	96.0%		95.00%	34.00%	31.5%	N/A	N/A	95.00%	34.00%	#DIV/0!	Geometry
US History	50.0%		74.00%	29.00%	-1.5%	N/A	N/A	74.00%	29.00%	#DIV/0!	US History
TOTAL SAA	69.5%	0.0%	86.2%	36.7%	#DIV/0!	0.0%	0.0%	86.2%	36.7%	#DIV/0!	TOTAL SAA



As of JANUARY 2021

LEAP 2025/EOC Assessment	18-2019 Passing	18-2019 College	18-2019 Passing Goal	18-2019 College Goal	Variance	17-2018 Passing	17-2018 College	16-2017 Passing	16-2017 College	15-2016 Passing	15-2016 College
Biology	87.00%	36.00%	90.0%	50.0%	-8.5%	92.5%	48.3%	94.6%	72.1%	85.7%	59.5%
English 1	63.00%	28.00%	N/A	N/A	#DIV/0!	N/A	N/A	N/A	N/A	N/A	N/A
English 2	75.00%	36.00%	95.0%	75.0%	-29.5%	96.7%	80.6%	99.2%	80.3%	92.2%	80.3%
English 3	82.56%	41.28%	100.0%	90.0%	-33.1%	94.1%	85.4%	94.7%	91.5%	97.1%	83.3%
Algebra 1	78.00%	17.00%	90.0%	70.0%	-32.5%	78.3%	50.9%	85.4%	53.1%	82.1%	55.7%
Geometry	94.00%	15.00%	90.0%	50.0%	-15.5%	75.4%	40.2%	78.8%	41.6%	83.3%	50.0%
US History	74.00%	18.00%	100.0%	95.0%	-51.5%	96.9%	65.0%	96.1%	71.6%	89.6%	78.3%
TOTAL SAA	92.3%	31.9%	94.2%	71.7%	#DIV/0!	89.0%	61.7%	91.4%	68.4%	88.3%	67.9%
ACT Assessment	20-2021 Actual	20-2021 Goal	Variance	2019-20 Actual	19-2020 Goal	Variance	18-2019 Actual	18-2019 Goal	Variance	17-2018 Actual	17-2018 Goal
English	13.5	18.0	-4.5	15.1	18.0	-2.9	16.5	18.0	-1.5	0.9	0.5
Math	14.5	22.0	-7.5	15.9	22.0	-6.1	16.5	22.0	-5.5		
Reading	14.2	22.0	-7.8	16.9	22.0	-5.1	17.1	22.0	-4.9	0.9	0.9
Science	16.5	23.0	-6.5	17.1	23.0	-5.9	16.8	23.0	-6.2	0.8	0.5
STEM		22.5	-22.5	16.7	22.5	-5.8	16.9	22.5	-5.6	0.8	0.4
Composite	15.1	21.0	-5.9	16.4	21.0	-4.6	16.9	21.0	-4.1	1.0	0.7
TOTAL SAA	12.3	21.4	-9.1	16.3	21.4	-5.1	16.8	21.4	-4.6	0.7	0.5
High School Progress Index	Entry 9th Graders	9th Graders Passing	9th Graders Not Passing	Area of Deficiency	Target	Variance					
Math	-			-	275	(275)					
English LA	-			-	100	(100)					
Science	-			-	150	(150)					
History/Civics	-			-	275	(275)					



As of JANUARY 2021

ELPT	9th	10th	11th	12th					
Spring									
Emerging									
Progressing									
Proficient									
Fall									
Emerging									
Progressing									
Proficient									
Strenght of Diploma Index	IB Program Credits Earned	No. Students Earning IB Credit	% Students Earning IB Credit	Industry Based Credential	No. Students Ind. Based Cred'l	% Students Ind. Based Cred'l	College Credits Earned	No. Students Earning College Credit	% Students Earning College Credit
Math									
English LA									
Science									
History									
Arts									
World Language									
Strenght of Diploma Index	Grad. Seniors	Grad. Cohort	Top Gains	Equity Honoree					
Math									
English LA									
Science									
History									
Arts									
World Language									