



**ATLANTA NEIGHBORHOOD
CHARTER SCHOOL**
helping students learn to use their minds well

Atlanta Neighborhood Charter School

Governing Board Monthly Meeting

Date and Time

Thu Apr 16, 2026 at 6:30 PM EDT

Location

Atlanta Neighborhood Charter School - Elementary Campus
Meeting Trailer
688 Grant Street
Atlanta, GA 30315

Notice of this meeting was posted on the ANCS website and both ANCS campuses in accordance with O.C.G.A. § 50-14-1.

Agenda

	Purpose	Presenter	Time
I. Opening Items			6:30 PM
Opening Items			
A. Record Attendance & Guests		Ruth Link-Gelles	1 m
B. Call the Meeting to Order		Shannon Rutledge	2 m
C. Public Comment			5 m
D. Approve Meeting Minutes from 3/19/26	Approve Minutes	Shannon Rutledge	1 m

	Purpose	Presenter	Time
II. School Leadership Updates			6:39 PM
A. Principals' Open Forum	FYI	Mark Sanders & Lara Zelski	15 m
B. Executive Director's Monthly Report ED Report	FYI	Alastair Pullen	15 m
III. Action Items			
IV. Committee Updates			7:09 PM
A. Educational Excellence Committee Monthly Report	FYI	Mark Boswell	2 m
B. Finance & Operations Committee Monthly Report	FYI	Jonna Martin	2 m
C. Advancement Committee Monthly Report Presentation: Purpose Possible	FYI	Rebecca Wagner	10 m
D. Governance Committee Update Vote: Governing Board Officers- 2026-2027 SY Vote: Board Assessment Committee Task Force- vote on Lead Kilambo Augusto Mark Boswell LaNiesha Cobb Sanders Jen Hiding-Kendrick Emily Lake Hansen Shannon Rutledge Evan Saadat Process for establishing Committee Chairs- 2026-2027 SY	Vote	Emily Hansen	10 m

	Purpose	Presenter	Time
V. General Announcements			7:33 PM
A. Board Training Hours	FYI	Shannon Rutledge	2 m
Reminder: Board Training hours of the 2025-2026 SY.			
VI. Executive Session (as needed)			
VII. Closing Items			7:35 PM
A. Adjourn Meeting	Vote	Shannon Rutledge	1 m

Coversheet

Approve Meeting Minutes from 3/19/26

Section: I. Opening Items
Item: D. Approve Meeting Minutes from 3/19/26
Purpose: Approve Minutes
Submitted by:
Related Material: Minutes for Governing Board Monthly Meeting on March 19, 2026

DRAFT



**ATLANTA NEIGHBORHOOD
CHARTER SCHOOL**
helping students learn to use their minds well

Atlanta Neighborhood Charter School

Minutes

Governing Board Monthly Meeting

Date and Time

Thu Mar 19, 2026 at 6:30 PM

Location

Atlanta Neighborhood Charter School - Elementary Campus
Meeting Trailer
688 Grant Street
Atlanta, GA 30315

Notice of this meeting was posted on the ANCS website and both ANCS campuses in accordance with O.C.G.A. § 50-14-1.

Directors Present

Drew Waddell, Duanne Davis, Emily Hansen, Evan Saadat, Jen Hiding-Kendrick, Jonna Martin, Kilamba Augusto (remote), LaNiesha Cobb Sanders (remote), Mark Boswell (remote), Rebecca Wagner, Robin Hubier, Ruth Link-Gelles, Shannon Rutledge

Directors Absent

None

Guests Present

Alastair Pullen, Chiquetta West, Lara Zelski (remote), Mark Sanders (remote), Paige Teusink (remote)

I. Opening Items

A.

Record Attendance & Guests

B. Call the Meeting to Order

Shannon Rutledge called a meeting of the board of directors of Atlanta Neighborhood Charter School to order on Thursday Mar 19, 2026 at 6:30 PM.

C. Public Comment

D. Approve Meeting Minutes from 2/12/26

Rebecca Wagner made a motion to approve the minutes from Governing Board Monthly Meeting on 02-12-26.

Evan Saadat seconded the motion.

The board **VOTED** unanimously to approve the motion.

II. School Leadership Updates

A. Principals' Open Forum

EC: literacy walkthroughs and coaching continues, GMAS simulation, associate and lead teacher interviews are happening next week

MC: Service as Action Day included lots of cool projects that required kids to go beyond the obvious and really think about what community needs.

B. Executive Director's Monthly Report

Lottery updates - largest applicant pool for kindergarten in last 4 years. Largest pool of economically disadvantaged kids we've ever had.

Highlights on budget: will move teachers to 97% of the APS pay schedule. Adding new positions to support instruction. Fringe benefits and healthcare are going up.

III. Committee Updates

A. Educational Excellence Committee Monthly Report

B. Finance & Operations Committee Monthly Report

Jonna Martin made a motion to approve the proposed 2026-2027 school year.

Drew Waddell seconded the motion.

The board **VOTED** unanimously to approve the motion.

Jonna Martin made a motion to utilization of Avalon Accounting.

Drew Waddell seconded the motion.

The board **VOTED** unanimously to approve the motion.

C.

Advancement Committee Monthly Report

Rebecca Wagner made a motion to establish ANCS Foundation.

Drew Waddell seconded the motion.

The board **VOTED** to approve the motion.

Roll Call

LaNiesha Cobb Sanders	No
Evan Saadat	Aye
Robin Hubier	Aye
Drew Waddell	Aye
Ruth Link-Gelles	Aye
Mark Boswell	Aye
Jen Hiding-Kendrick	Aye
Emily Hansen	Aye
Jonna Martin	Aye
Rebecca Wagner	Aye
Kilamba Augusto	Aye
Shannon Rutledge	Aye
Duanne Davis	Aye

D. Governance Committee Update

Emily Hansen made a motion to approve slate of board members for 2026-2027 school year.

Drew Waddell seconded the motion.

The board **VOTED** unanimously to approve the motion.

Emily Hansen made a motion to establish a Board Assessment Task Force.

Rebecca Wagner seconded the motion.

The board **VOTED** to approve the motion.

Roll Call

Shannon Rutledge	Aye
Evan Saadat	Aye
Kilamba Augusto	Aye
Emily Hansen	Aye
Robin Hubier	Aye
Mark Boswell	Aye
Duanne Davis	Aye
Ruth Link-Gelles	Aye
Drew Waddell	Aye
LaNiesha Cobb Sanders	Aye
Jonna Martin	Abstain
Rebecca Wagner	Aye
Jen Hiding-Kendrick	Aye

IV. Closing Items

A.

Adjourn Meeting

There being no further business to be transacted, and upon motion duly made, seconded and approved, the meeting was adjourned at 7:44 PM.

Respectfully Submitted,
Shannon Rutledge

Coversheet

Executive Director's Monthly Report

Section: II. School Leadership Updates
Item: B. Executive Director's Monthly Report
Purpose: FYI
Submitted by:
Related Material: ED Reports 2025-2026 (5).pdf



Alastair Pullen, Executive Director
Board Reports
2025-2026

April 16, 2026

-
1. Lottery Update
 2. 25-26 Staff Retention Data
 3. Charter Compliance Report (quarterly)
 4. Foundation One-Pager

Staff Retention Data 2026

# of Staff Returning	# of Staff Offered Returning Signed Contract	# of Staff Not Offered Contract	# of Staff Retiring	# of Staff Offered Contract but not returning	Retention Rate
118/128	118	3	2	5	96%

Staff Retention Data

2023	84%
2024	98.4%
2025	97.5%
2026	96%

Hiring Data

	Teachers	Associates
New Hires at EC	0	1
New Hires at MC	4*	3**

*1 new Math teacher added in addition to Design (x2) and Spanish

**3 new associate positions added to the MC this year.

Enrollment Update: Completed Registrations

	2023	2024	2025 (as of April 4)	2026 (as of April 3)
Total # (as of 1st week of April)	70/74	71/74	68/74	65/74
Grant Park	27	23	28	29
Ormewood Park	28	15	16	19
Summerhill	7	10	9	7
Outside Tier 1*	8	23	15	10

Enrollment Update: ED Student Recruitment

	2023	2024	2025 (as of April 4)	2026 (as of April 3)
# of ED students accepting an offer	11	15	14	7
Overall % of new students*	15%	20.2%	18.9%	TBD*
Yield Rate	32% (11/34)	54% (15/28)	54% (15/29)	TBD*

*TBD: Due to the later re-enrollment window and current siblings who are ED, this information is not available yet.

Charter Compliance Report

School-wide goals				
Academic Charter Goals	Increase in CCRPI each year until 100	N/A	N/A	
EC (must achieve at least 1)	Increase gap by 4% of difference between current score and 100:	N/A	N/A	
	Increase Content Mastery score by 10%	91.8-->95.8 YES	91.8-->95.8 YES	
	Increase Progress score by 10%	86.8-->YES	86.8-->YES	
MC (must achieve at least 1)	Increase gap by 4% of difference between current score and 100:	N/A	N/A	
	Increase Content Mastery score by 10%	81.1 (increase but not 10%)	81.1 (increase but not 10%)	
	Increase Progress score by 10%	82.1 (decrease)	82.1 (decrease)	
Second Look Indicators	Exceed District CCRPI	YES	YES	
School Climate Goal	4 star rating by 2024	awaiting data	awaiting data	
	% of newly enrolled ED students to 22.8%	28% Total (MC:45%, EC: 22%)	28% Total (MC:45%, EC: 22%)	
Financial Charter Goals	No delinquent debt	None	None	
	working capital ratio of 1:0 or +	YES	YES	
	debt to asset ratio of 95 or -	YES	YES	
	unrestricted cash days of 45 or +	YES	YES	
	independent audit to GA DOE by 11/1	Clean Audit	Clean Audit	
Governance Charter Goals	100% board governance reqs. met	Awaiting report in January		
	all training reqs/ met	In progress	In progress (current report here)	
	7+ board meetings per year	8/9, 8/21, 9/18, 10/9, 11/20, 12/18	8/9, 8/21, 9/18, 10/9, 11/20, 12/18, 2/12, 3/19	

Revised Charter Compliance Report for New Charter: 2026-2031

Charter Compliance Reports: ANCS 2026-2031

File Edit View Insert Format Data Tools Extensions Help

100% \$ % .0 .00 123 Defau... - 10 + B I A

	A	B	C	D	E	F
1	Charter Term July 2026-June 2031		Sept. Update	December Update	March. Update	June
2	School-wide goals					
3						
4	CCRPI: Content Mastery	Outperforms comparison zone by 10 points (exceeds)				
5		Outperforms comparison zone by 1-9 points (meets)				
6		Performs as well as comparison zone (approaches)				
7		Performance varies across grade levels (varies)				
8		Performs below its comparison zone (does not meet standards)				
9	EC (must achieve at least 1)	CCRPI Content Mastery				
10		CCRPI Progress				
11		CCRPI Grade Band				
12		Value Added Model				
13	MC (must achieve at least 1)	CCRPI Content Mastery				
14		CCRPI Progress				
15		CCRPI Grade Band				
16		Value Added Model				
17						
18	School Climate Goal	4 star rating				
19		% of newly enrolled ED students to 22.8%				
20						
21						
22						
23	School Comparison Zone	Calculated based on the proportion of students in the charter school enrolled from each local school attendance zone				

1: Academics 2: Financial Performance 3: Operational Goals YOYProgressToGoals

New Value Added Measure

	A	B	C	D	E	F	G	H	I	J	K	L
1	Introduction											
2	Provides an overview of the academic section of the Comprehensive Performance Framework											
3												
4	Overall Designations											
5	A list of which schools met academic standards, which were approaching standards and which schools that did not meet standards											
6												
7	School Scores											
8	Displays the selected school's score on each measure included in the academic section of the CPF and the comparison scores. Please review the Calculations Explained section at the bottom of the page for details regarding comparison score calculations.											
9												
10	School Comparisons											
11	Displays the data used to generate the School-Level Comparison Score for each academic measure. The displayed data is relevant to the school selected from the dropdown list on the School Scores tab.											
12												
13	Local District Comparison											
14	Displays the scores earned by the charter school's authorizing local district for each academic measure. The displayed data is relevant to the school selected from the dropdown list on the School Scores tab.											

-New Local Charter Performance Framework approved by the State

-Will be posted publicly on April 16

-Both EC and MC are rated at Exceeding Standards

Foundation Overview



Strengthening the Future of ANCS: A Strategic Framework for the ANCS Foundation & PTCA

The Case for a Foundation

Following the Strategic Planning process with Purpose Possible and to ensure long-term growth & sustainability, ANCS has decided to establish a Foundation as the fundraising vehicle. This transition allows for strategic financial autonomy, a culture of philanthropy in the community, and a self-sustaining parent and family organization. For a charter school, a separate nonprofit Foundation acts as a strategic firewall and allows for more financial decision independence. The three primary advantages:

1. **Financial Autonomy & Fund Separation:** A Foundation allows private donations to be separate from the school's general operating budget. This separation prevents funds from being tied to school district goals and focuses on ANCS priorities.
2. **Increased Donor Trust:** Donors have a better understanding of what is covered by the school budget and what is needed beyond the budget. A Foundation allows for 100% of a gift goes toward unrestricted growth.
3. **Operational Flexibility:** Private funds via the Foundation can be used for initiatives that are important to ANCS, such as specialized professional development, unique curriculum enhancements, and specific facility needs.

Roles & Governance

The Foundation Board (Former Advancement Committee of the ANCS Board)

The Foundation Board wears two hats: **Strategy** (Advancement Committee) and **Execution** (Foundation Board).

- **The Strategy:** Setting goals, defining gift acceptance policies, and ensuring 100% Board participation in the Annual Fund.
- **The Execution:** Fiduciary oversight, donor stewardship, fund allocations suggestions, and executing and supporting Foundation events
- **Suggested Foundation Board Membership:** In addition to the board's Advancement Committee, we suggest staff representation, the Executive Director, and the PTCA President.

The PTCA (The Community Arm)

The PTCA will return to its roots as a volunteer-driven organization, moving toward funding its own events over time.



- **Self-Sustainability:** The PTCA will evaluate its own budget to ensure community events are covered by ticketed events or in conjunction with staff/Foundation fundraising efforts.
- **Tie to Foundation:** Any funds raised beyond the PTCA's operating budget will be granted to the Foundation for strategic school needs.

ANCS Board FAQ: Frequently Asked Questions

- **How is this different from what we are doing now?**

Currently, all fundraising is led by the school, and the school funds PTCA events. All fundraising leans heavily on staff support to execute. This new model positions the Foundation Board to assume greater responsibility for fundraising campaigns and annual fund donations, with support from staff. PTCA will be responsible for specific community events.

- **What is expected of me as an ANCS Board Member?**

Every ANCS Board member is expected to make a personally meaningful gift to the ANCS Foundation Annual Fund. Beyond giving, members may be asked to assist with donor cultivation and stewardship, including thank-you calls/emails/texts, inviting potential donors to events, and attending Foundation Events.

- **What is the timeline? Why are we launching with a "Founders" focus?**

We will start small with "Founders" appeals and events that allow us to secure anchor gifts before asking the wider community for participation. It also shows that families and ANCS Board members have confidence in this new framework. Then we will have a larger launch in the fall, including the entire ANCS community. Following the kickoff events, the Foundation will establish and maintain a fundraising calendar that meets the financial needs of the school's priorities.

- **What happens to the money raised?**

Foundation dollars will be earmarked for projects that enhance the ANCS experience beyond the basics, such as specialized teacher training, technology upgrades, and campus improvements that the district does not provide. The ANCS Board, Foundation Board, and Executive Director will work together to establish funding priorities each year that will be communicated to donors.

Foundation Next Steps

- +Purpose Possible will present to the Board at our next meeting on Thursday, April 16 .
- +Our attorney has filed the necessary paperwork. The “Advancement Committee” will review by-laws for consideration (tentatively in May).

March 19, 2026

-
1. Proposed Budget for 26-27
 2. Lottery Update
 3. Foundation/PTCA

2026-2027 Budget Overview

- **FY26 budget: \$246k increase from FY25 budget**

○ FY23	\$12,399,000
○ FY23 Amended	\$14,987,880
○ FY24	\$14,538,244
○ FY25	\$17,134,248
○ FY26	\$17,380,735
○ FY 27	\$18,540,623

Budget Details

FY 27 Proposed Budget

Staffing Changes and Budget Implications

Additional Expenses for 26-27:

+3 new associate positions to MC

+Additional Farmer for the MC

Positions Reduced for 26-27

+Shift from 2 registrars to 1

+Culture and Community Positions to be Stipended, Not Standalone.

Applications for the Lottery by Grade

Grade	23-24	24-25	25-26	26-27
K	258	287	221	278
1	70	66	66	74
2	68	60	57	72
3	56	63	61	64
4	60	54	52	59
5	59	63	59	56
Total:	571	593	516	603

Applications for the Lottery by Grade

Grade	23-24	24-25	25-26	26-27
6	74	69	110	102
7	27	39	43	36
8	24	26	25	30
Total	125	134	178	168

Seats Offered

Kindergarten: 44

6th Grade: 6

#Spots Offered to ED Children: 21

Odds of Earning a Spot through the Lottery

	Last Year	This Year
Kindergarten	11%	16%
6th Grade	7%	6%

Weighting the Lottery

- + As per our charter, we have the ability to “weight” the lottery so that economically-disadvantaged students have a greater chance of receiving a seat.
- + If a grade has already hit this threshold, economically-disadvantaged students may not be given preference and moved into the 1st tier.
- + When there is a large number of economically-disadvantaged students applying for a particular grade, then there will be a “lottery before the lottery” to determine who will receive preference in the lottery.

Lottery and Economically-Disadvantaged Students

- + In order to reach the goal of 22.8% of Students who are economically-disadvantaged, we need to serve 143 economically-disadvantaged students out of the total student body of 628.
- + Currently, we have 111 economically-disadvantaged students enrolled.
- + Majority of economically-disadvantaged students reside in Zone 3.
- + Number of economically-disadvantaged students for Kindergarten rose from 22 to 51.

Percentage of Students in the Lottery who are Economically-Disadvantaged

	March 2024	March 2025	March 2026
% ED	14%	17%	25.5%

Lottery Takeaways

- + This was one of the lowest “sibling/staff” years in history, which resulted in a greater number of seats offered through the lottery at the EC (44 versus 24 last year).
- + The number of economically disadvantaged students who applied for the lottery increased to roughly 25% from 17% last year.
- + For the second year in a row, it is harder to get a seat for 6th grade than it is for Kindergarten.
- + The re-enrollment period was moved to later in the semester due to APS. Additional seats will be offered through the lottery once we know who which families will be returning.

Demographic Data of Grant Park and Surrounding Areas

CHANGE SINCE 2010

	2024	2010	Change
Total population¹	9,691	6,735	2,955 *
Non-Hispanic White ²	53.5%	49.8%	3.6%
Non-Hispanic Black or African American ³	27.5%	37.8%	-10.3% *
Non-Hispanic Asian ⁴	4.2%	2.0%	2.3% *
Hispanic or Latino (any race) ⁵	6.9%	7.3%	-0.4%
Median age (years) ⁶	34.2	34.6	-0.4
High school graduate or higher ⁷	98.0%	87.6%	10.5% *
Bachelor's degree or higher ⁸	79.1%	55.5%	23.6% *
Unemployment Rate ⁹	4.4%	4.6%	-0.2%
People below poverty ¹⁰	10.1%	14.6%	-4.4%
Total housing units¹¹	5,206	3,753	1,453 *
Occupied housing units ¹²	89.1%	83.7%	5.5%
Owner-occupied ¹³	51.5%	70.2%	-18.7% *
Renter-occupied ¹⁴	48.5%	29.8%	18.7% *
Vacant housing units ¹⁵	10.9%	16.3%	-5.5%
Housing cost-burdened renters ¹⁶	51.0%	46.5%	4.5%
Housing cost-burdened owners ¹⁷	23.7%	37.6%	-13.9%
Occupied units with no vehicles available ¹⁸	5.8%	11.3%	-5.5%

Demographics (continued)

	Grant Park*	ANCS EC	ANCS MC	Atlanta*
Non-Hispanic White	53.5%	61.5%	58.3%	38.1%
Non-Hispanic Black	27.5%	20%	24.3%	45.4%
Non-Hispanic Asian	4.2%	1.3%	1.3%	5.2%
Hispanic or Latino	6.9%	5.8%	5.1%	6.3%
Multi Racial	N/A	11.4%	11.1%	N/A
Below the Poverty Line	10.1%	15.7%	16.2%	16.9%

*Data is from the report linked on the previous slide.

Note: The percentages for GP and Atlanta do not equal 100%, which is an error in the published report.

Big Picture Takeaways

- +The percentage of economically-disadvantaged students at ANCS is above the percentage for the City and Grant Park as a whole.
- +The percentage of Black students remains slightly below the percentage of the population of Black residents in Grant Park and Atlanta
- +Note that this information should be used for a **rough** comparison, and is not meant to be “apples to apples” due to the different sources used. There are some discrepancies between the data provided by the City and GaDOE.

Foundation and PTCA Updates

- +If the Board votes to authorize the foundation as a legal entity, we will submit paperwork to the State.
- +Purpose Possible is completing a public-facing timeline for the Foundation roll-out, which will begin next Fall once the Board establishes it as a legal entity.
- +The PTCA's focus for 26-27 will be two-fold. The PTCA will host events that 1. Build community and 2. Raise money for the Foundation
- +Stacy Satoris from Purpose Possible, will present at our April meeting to share additional information about how the PTCA and Foundation will work together, if the Board passes the resolution this evening.

February 12, 2026

1. Charter Renewal Update
2. Budget Considerations for 26-27
3. EC Leadership Transition Timeline
4. Lottery Update
5. Winter MAP Data Key Takeaways

Charter Renewal Update

- + We received and had our attorney review the charter contract shared from the State. The contract will go before the State Board for a vote on February 19, according to our most recent communication.

Budget Timeline 26-27

Date	Topic
January 14, 2026	Budget Kick-Off
January 15-February 6	Teams complete budget worksheets
February 6	Budget Worksheets Due
February 23	Budget Decisions Determined ED and DFO
March 9	Public Meeting #1: Finance and Operations Committee
March 17	Share budget draft with staff
March 19	Public Meeting #2: Full Board
March 23	Issue contracts for '27 to Staff
March 30	Deadline for staff to return contracts

Budget Considerations for 26-27

- +All staff (excluding administration) to move from 95% of APS salaries to 97% in addition to step increase + 2% in line with APS plans for next year
- +Increase in QBE funding from the State, savings from Social Security, additional revenue from Gifted Services and reduction of non-essential student-facing positions, offsets costs

Budget Considerations for 26-27

Staffing Changes for 26-27

- +Addition of a 3rd Math teacher at MC
- +Addition of 2 associates at the MC
- Elimination of MC adjunct positions
- Shift from 2 registrars to 1 registrar, K-8
- Shift from internal business manager to outsourced role

Elementary Campus Principal Transition Timeline

	What	Audience/Other
December	Alastair to finalize intent with Lara and Nicole	Lara, Nicole
January 6	Alastair to share news with Hex	Hex
January 8	Alastair to share news with PT, CW, MJ	Chiquetta, Paige, Markecia
January 23	Alastair to share Lara's transition	Board
January 26 February 9	Alastair to share news of Lara's transition and internal posting at EC meeting	EC faculty meeting
January 26 (PM) February 9	Alastair to share news of Lara's transition	All school email (internal)
January 27 February 10	Alastair to write something for courier (include gifted announcement)	Courier
January 27 February 10	Post principal position internally	N/A
January 28 February 11	Alastair to answer questions, etc. if needed at MC faculty meeting	MC faculty meeting
January 29 February 12	Interviews (internal) with Alastair	N/A <input type="checkbox"/>

Preliminary Lottery Data

+Application window is open until February 27.

+Lottery Results will be released March 9

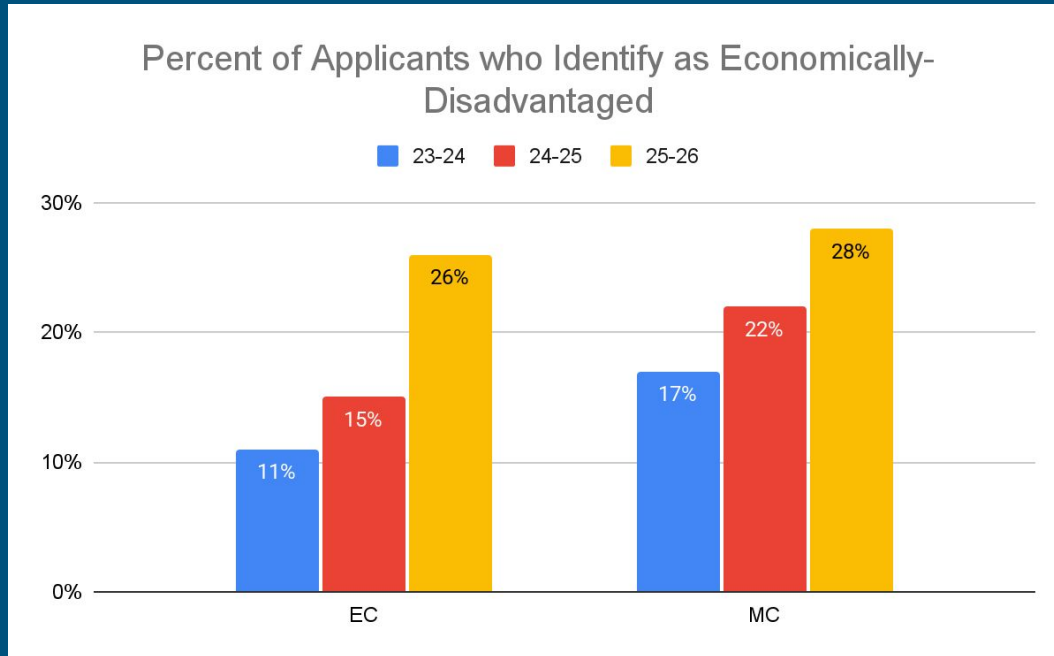
+Note: Due to a change in the School Mint platform, re-enrollment forms will be sent out in March this year, which is why this data is not available at this time.

+Note: This year the Board meeting falls two weeks earlier than last year so these numbers are expected to increase as the 27th approaches.

Total # of Applicants

	23-24	24-25	25-26
EC	519	481	476
MC	122	162	133
Total	641	643	609
#Not Returning	23 (2 ED)*	0	N/A
#Still Need to Complete Form	n/a	12	N/A

Lottery Update (as of February 6)



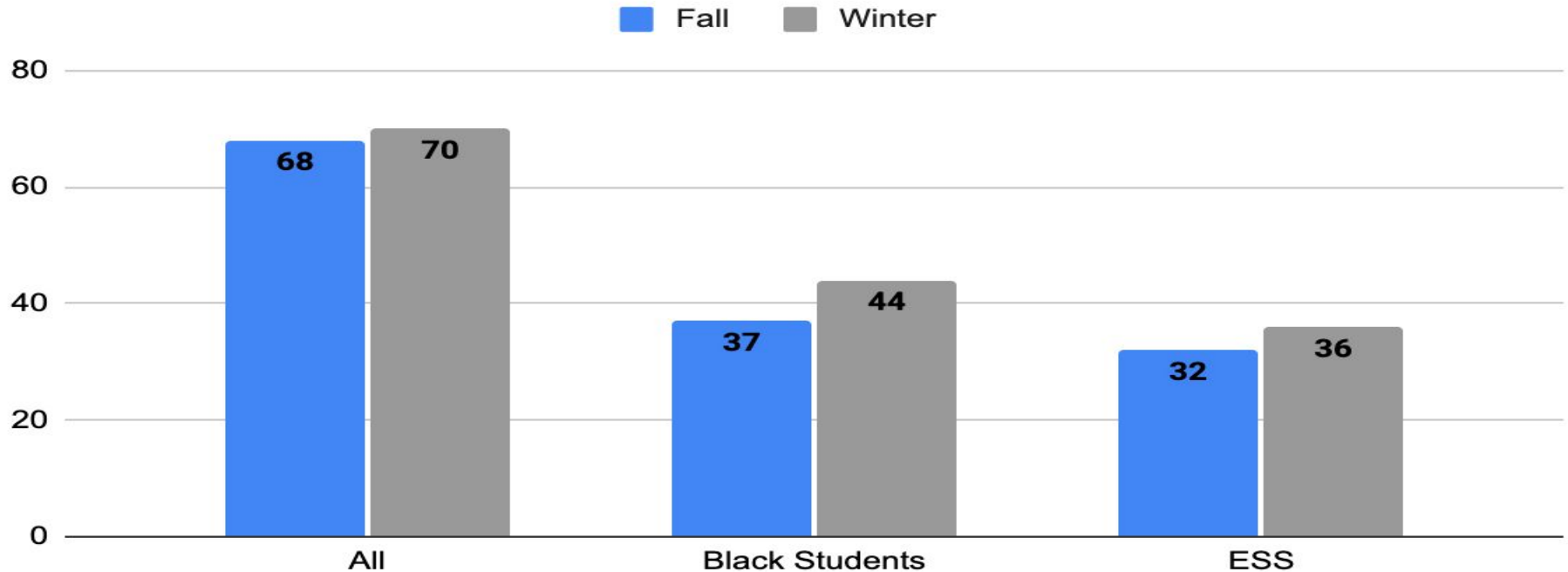
Winter MAP Data

Key Takeaways and Important Considerations:

- +We continue to outperform King, Parkside and APS as a whole in all areas for all subgroups.
- +Winter MAP data is used to predict performance on end-of-year Milestones but is not always a direct correlation.
- +Students took Winter MAP in December so by the time we share this, it is already lagging data.

Winter Reading MAP Data - Grades 2-8

% ELA Proficient and Above Predictor 25-26

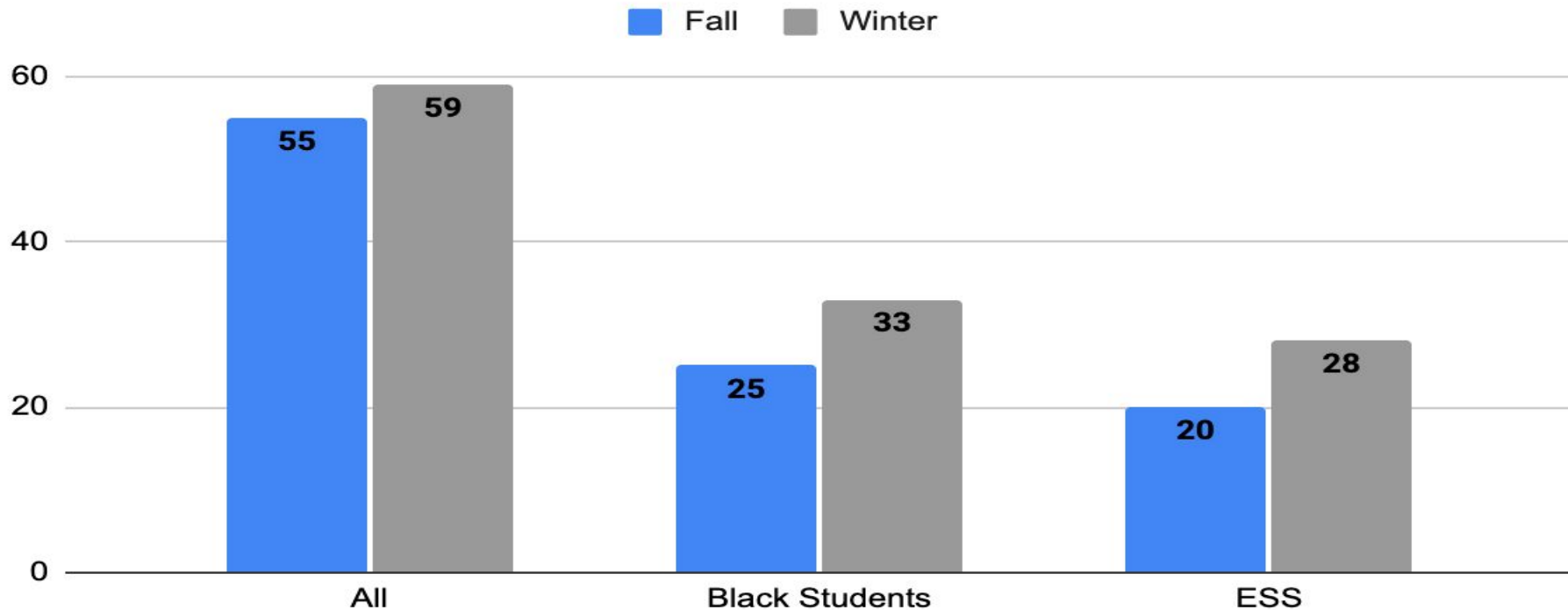


% ELA Proficient and Above Predictor 25-26

Powered by BoardOnTrack

Winter MAP Predictive Performance 2-8

% Math Proficient and Above Predictor 25-26



% Math Proficient and Above Predictor 25-26

December 19, 2025

-
1. Budget Timeline for 26-27
 2. Preliminary Survey Feedback
 3. Charter Compliance Report

Upcoming APS Board Meeting

+Charter Renewal Vote

+Recognition for CCRPI-(EC: Content Mastery, Closing Gaps, Readiness; MC: Readiness)

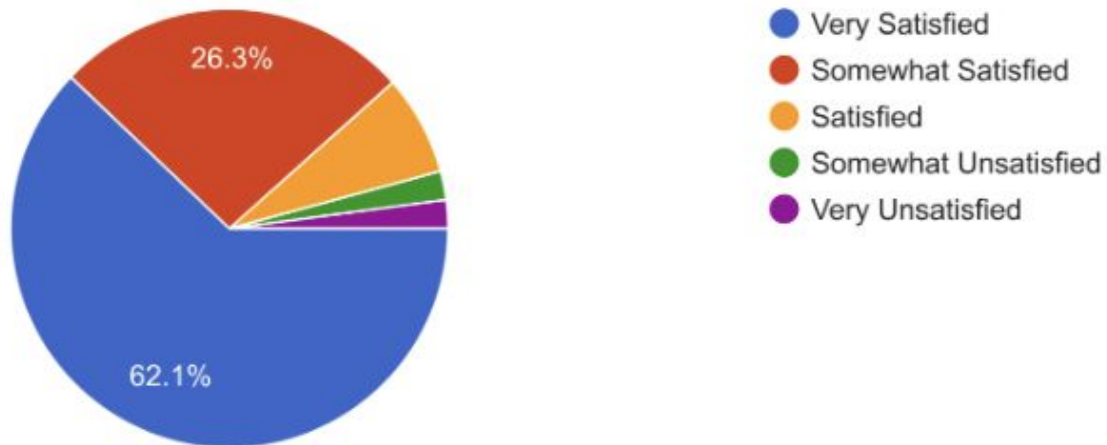
Budget Timeline 26-27

Date	Topic
January 14, 2026	Budget Kick-Off
January 15-February 6	Teams complete budget worksheets
February 6	Budget Worksheets Due
February 23	Budget Decisions Determined ED and DFO
March 9	Public Meeting #1: Finance and Operations Committee
March 17	Share budget draft with staff
March 19	Public Meeting #2: Full Board
March 23	Issue contracts for '27 to Staff
March 30	Deadline for staff to return contracts

Preliminary Survey Data

Overall, I am satisfied with the quality of my students' education at ANCS.

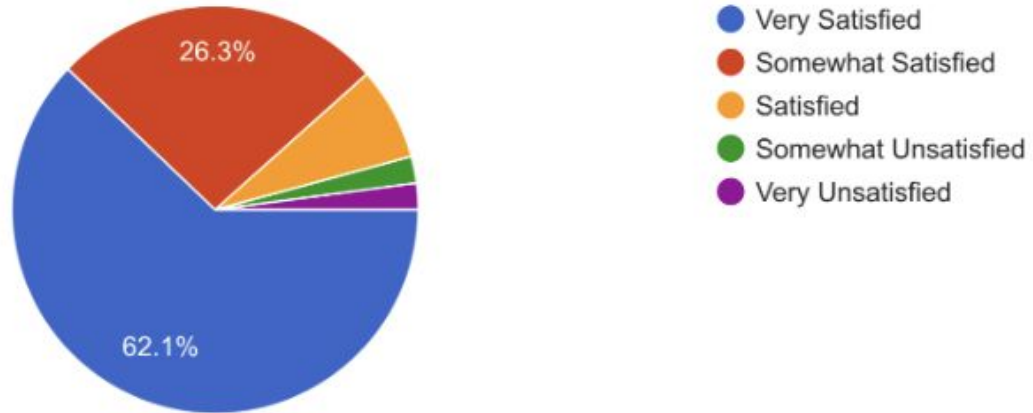
95 responses



Preliminary Survey Data

Overall, I am satisfied with the quality of my students' education at ANCS.

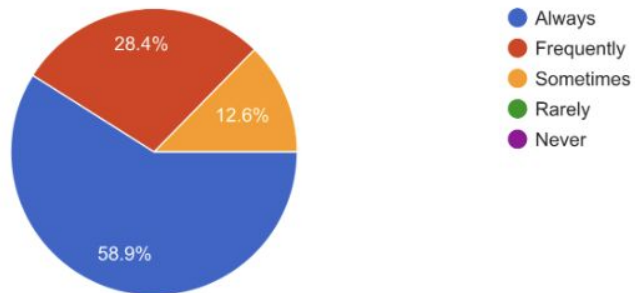
95 responses



Preliminary Survey Data

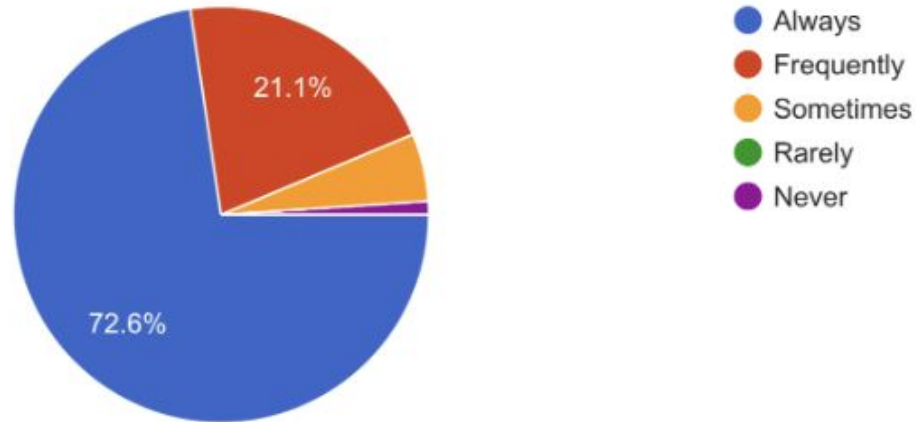
There are meaningful ways for me to be involved in the life of the school as a parent/guardian.

95 responses



Preliminary Survey Data

Overall, ANCS is an inclusive, supportive school community for my family.
95 responses



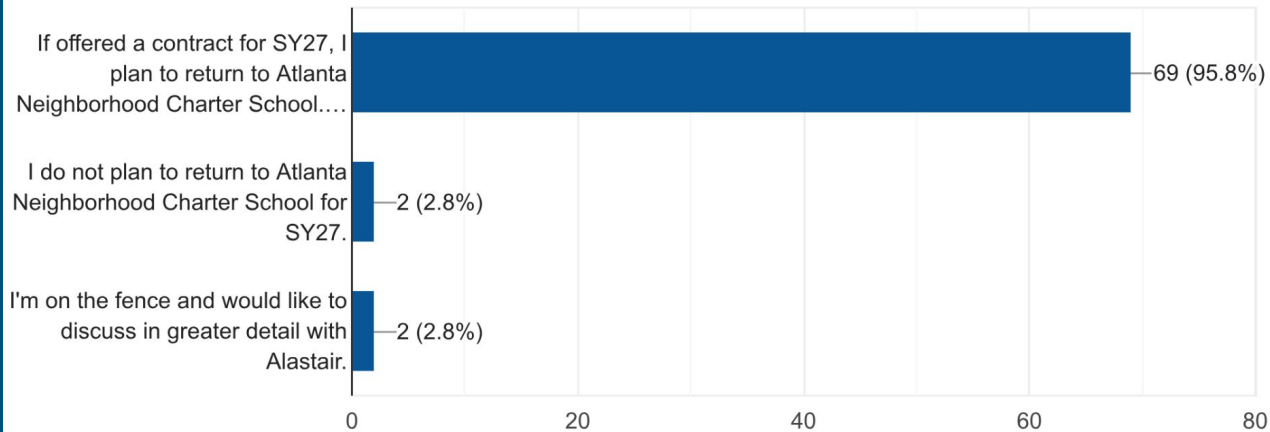
Key Takeaways

- +Responses commensurate with those from spring '25
- +Current response rate is 25% (95/376 families)
- +Open-ended questions frequently referenced the overall strength of the community and the nurturing environment cultivated in the classroom
- +Most frequent suggested areas for improvement: increase variety of food choices and extracurricular offerings

Preliminary Intent to Return Data

Please check all of the appropriate responses.

72 responses



Selected Comments:

“My most valued things about ANCS: 2 teachers in each class, science of reading curriculum, morning meeting; Ideas to consider adding/improving: band or orchestra, foreign language, have a suggestion box in lobby or online for people to submit ideas, include brief summary points from board meetings in the Courier (i read the minutes but few people do & they really don't tell you much about what was discussed, so it's like a black box); also really appreciate the Exec Director's openness to feedback with office hours. Thank you!!”

“Great job. Great community.”

“My child frequently won't eat b/c doesn't like the food. It is too adventurous for him. I know they are trying to expand horizons. I more interested in full belly.”

“The only reason it isn't challenging for me to find childcare is that my mother lives near us and volunteers. I'm certain it's difficult for other families, but the school communicates extremely well and I'm happy for any professional development, in service days, or just plain rest for our awesome teachers and staff. Shout out to Ms. Delmar, the office staff, and everyone!! Thank you!!!!”

Charter Compliance Report

Highlights:

- +No legal compliance concerns at this time
- +Close to Full Enrollment (one empty seat in 8th grade)
- +Strong fiscal position with over 45 days of cash on hand
- +Met academic performance indicators 24-25 as determined by DOE

November 20, 2025

1. CCRPI Data*
2. ED Goals Update*
3. Cyber Security Update and Upcoming Changes
4. Save the Dates*

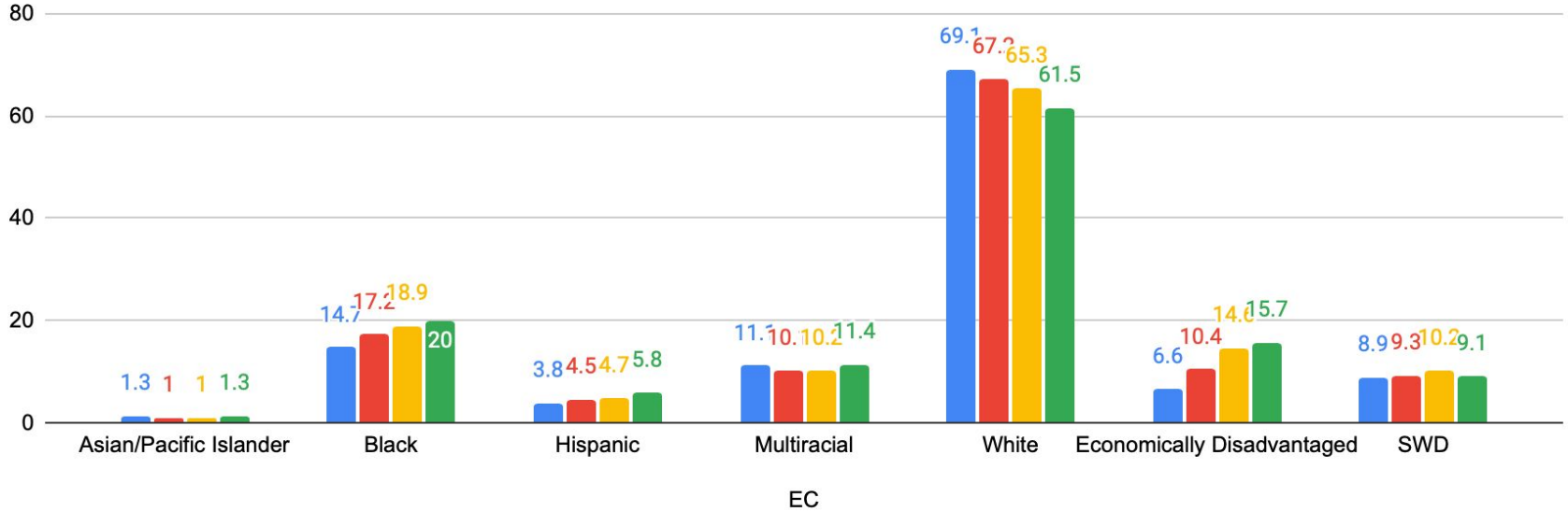
Update on Community Giving to Support Families Impacted by Government Shutdown

	# of cards	Amount Donated	Amount Disseminated
EC	45	2700	
MC	187	7105	\$4150 (both campuses)

Elementary Student Demographic Data

Demographic Data

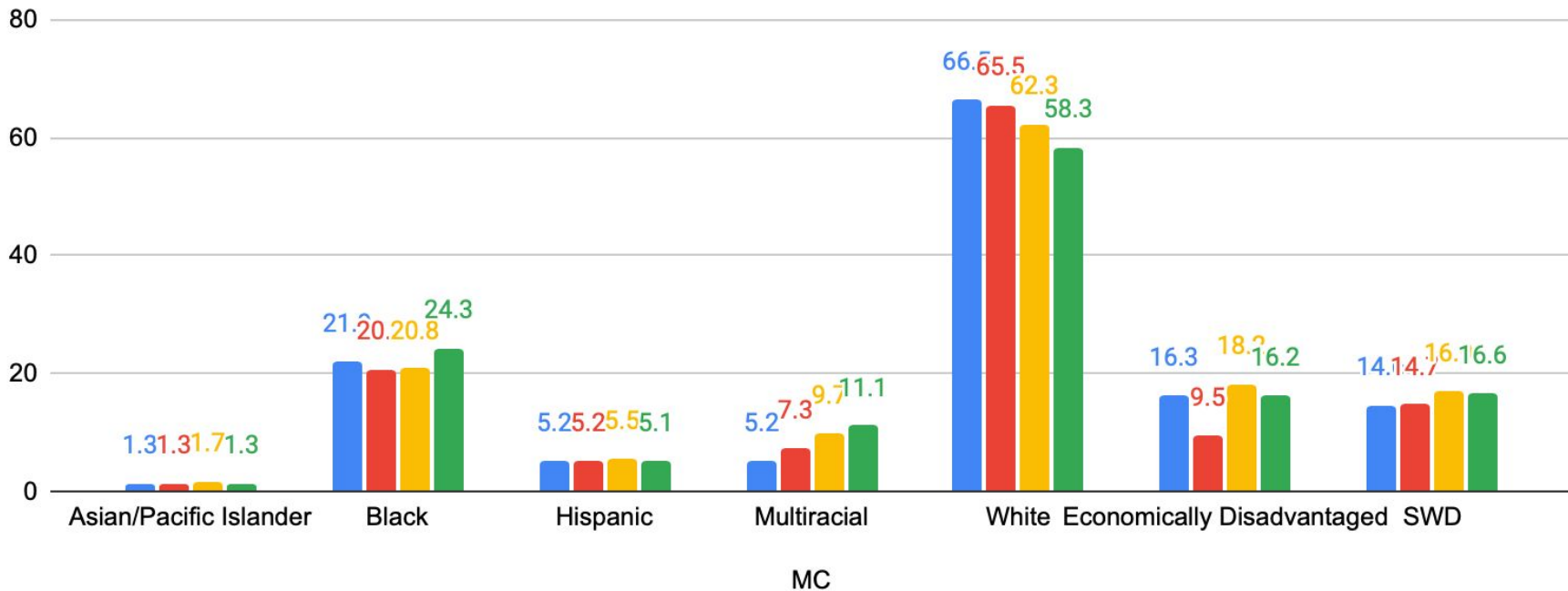
2022 2023 2024 2025



Middle Student Demographic Data

Demographic Data

2022 2023 2024 2025



GaDOE Awards

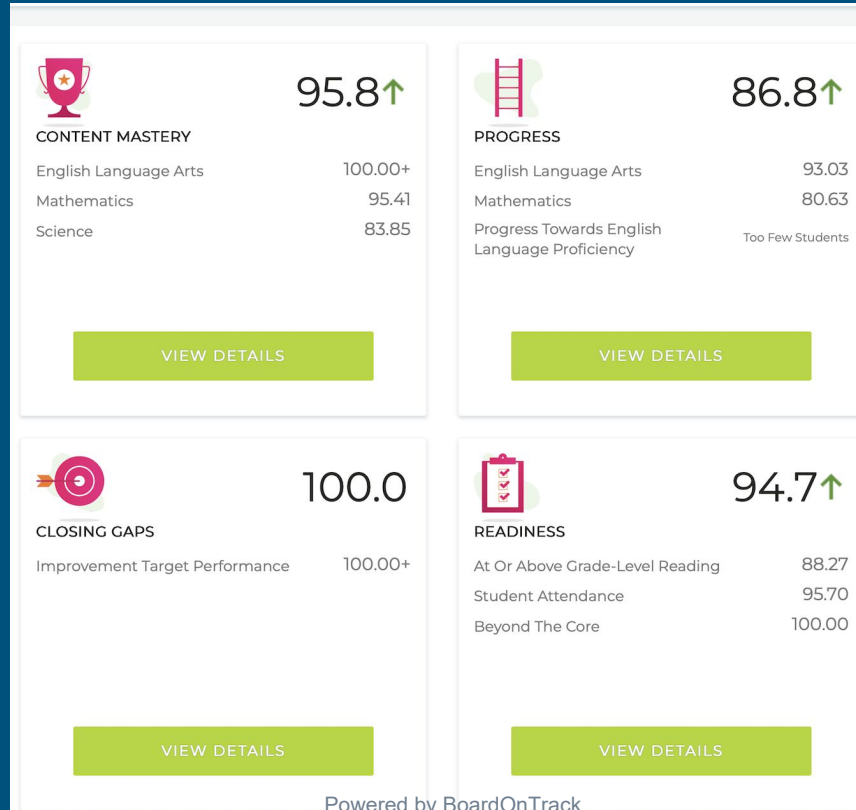
	2025
Math	8 th Grade Gateway Growth High School Achievement High School Growth
ELA	3 rd Grade Gateway Achievement 3 rd Grade Gateway Growth 4 th Grade Growth 6 th Grade Gateway Growth 8 th Grade Achievement

CCRPI-Additional Information and Resources

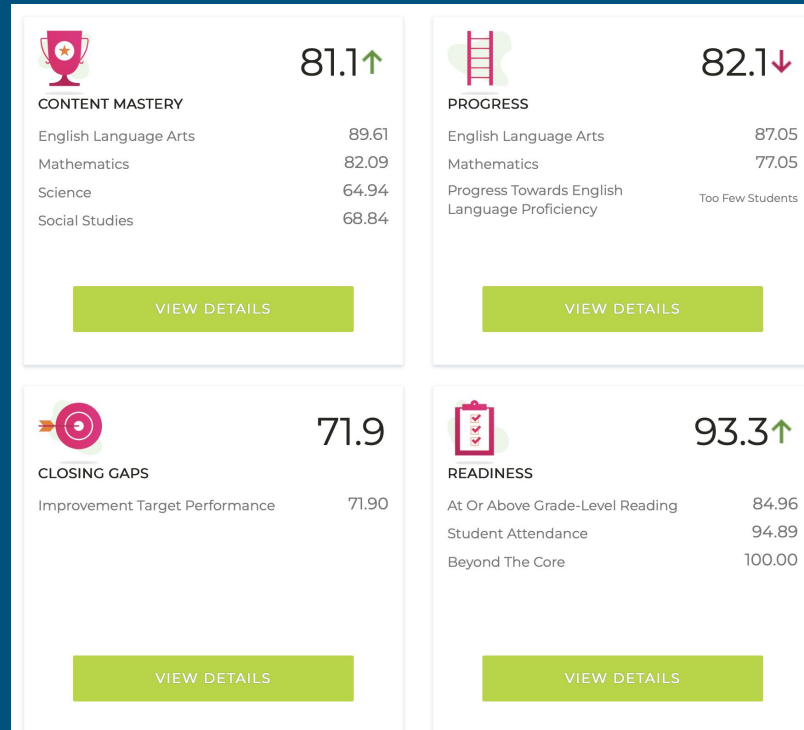
Content Mastery	Score given to the overall performance of students in a school on the EOY Milestones Assessment.
Progress	Score given to students based on how much growth they made from one year to the next when compared to “similar” students.
Closing Gaps	Score given based on whether subgroups meet the improvement target determined by the baseline year (in this case 2022).
Readiness	Score given based on a school’s literacy rate, attendance and course enrollment selection.

[Terms, Definitions and FAQs](#)

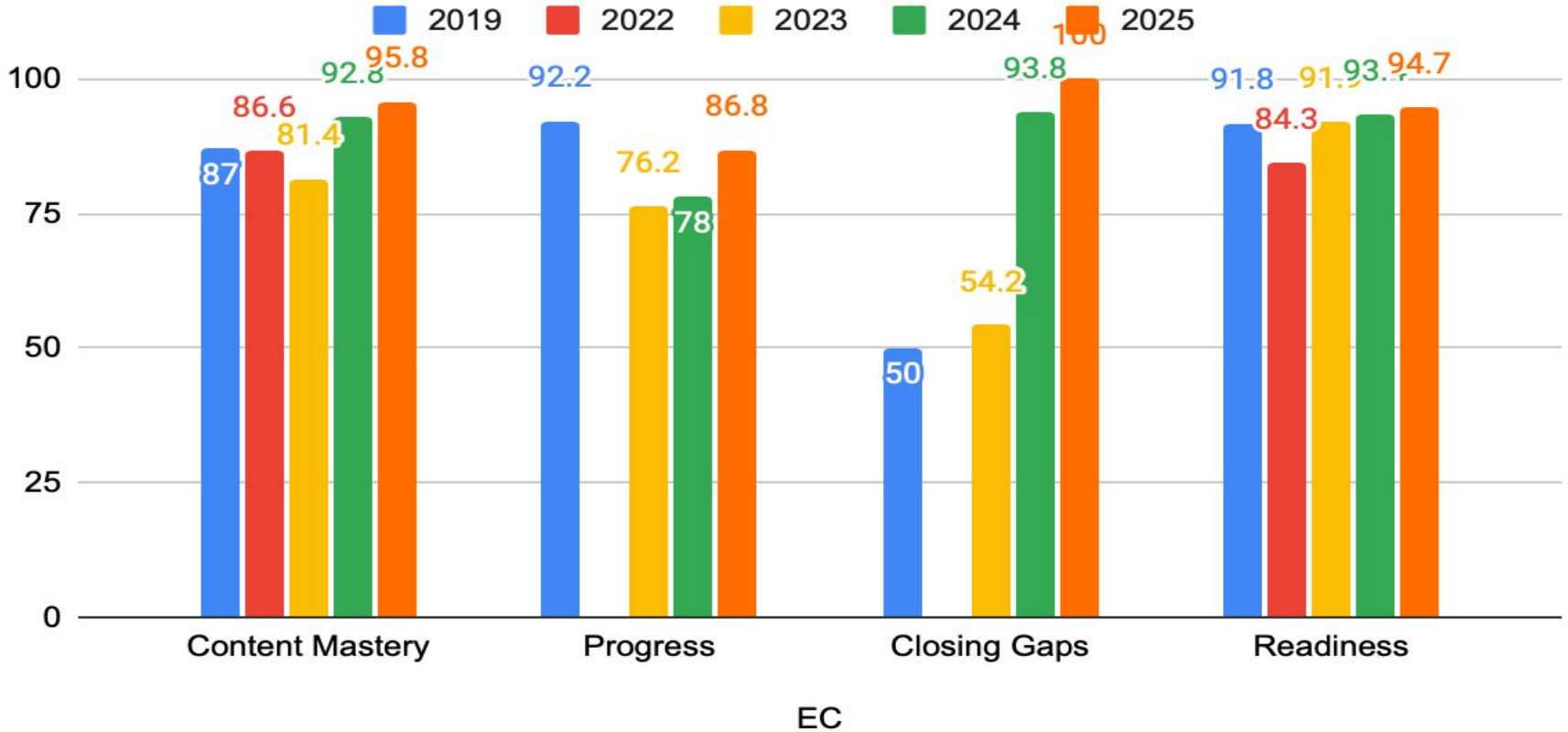
Score by Category: EC



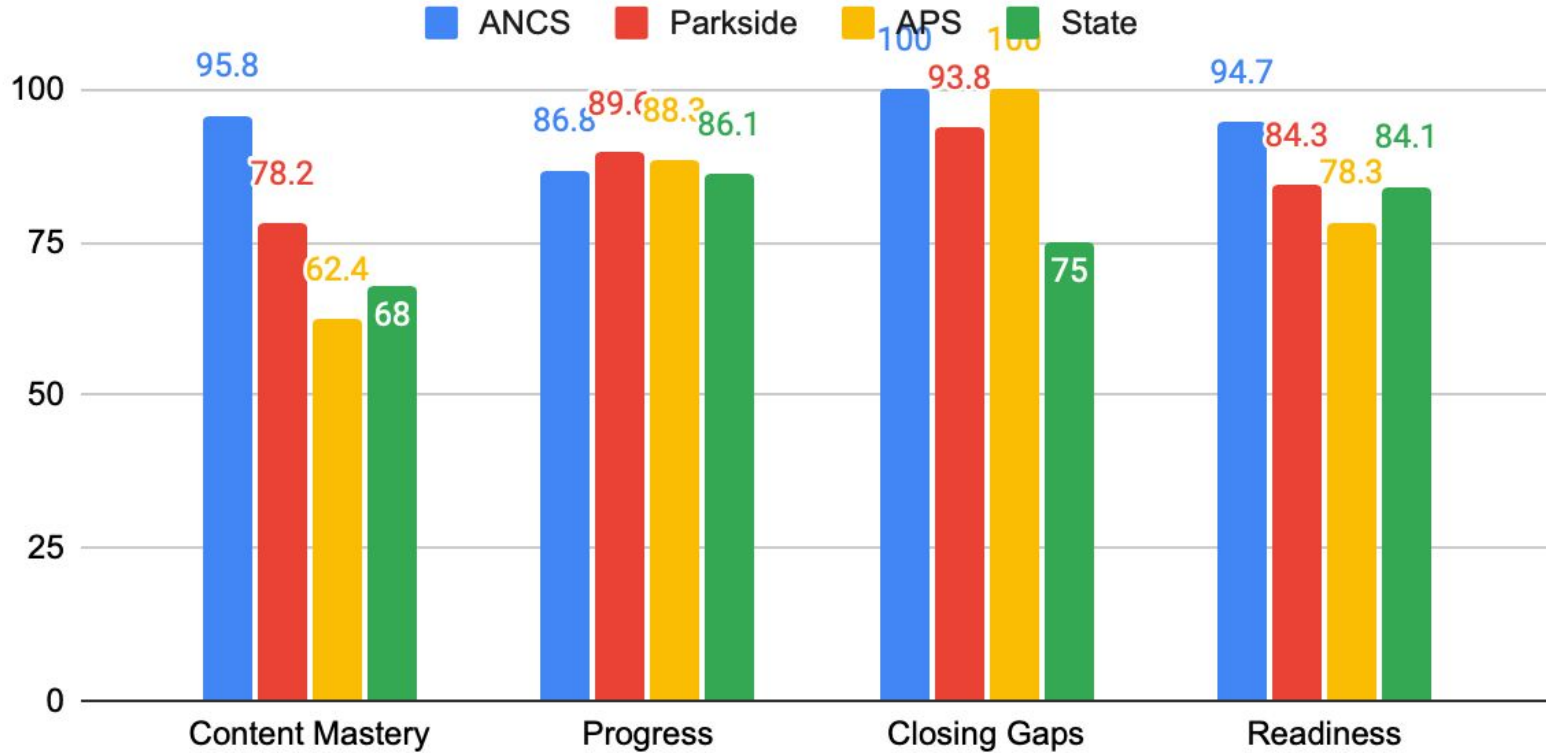
Score by Category: MC



YOY CCRPI Component Scores for the EC

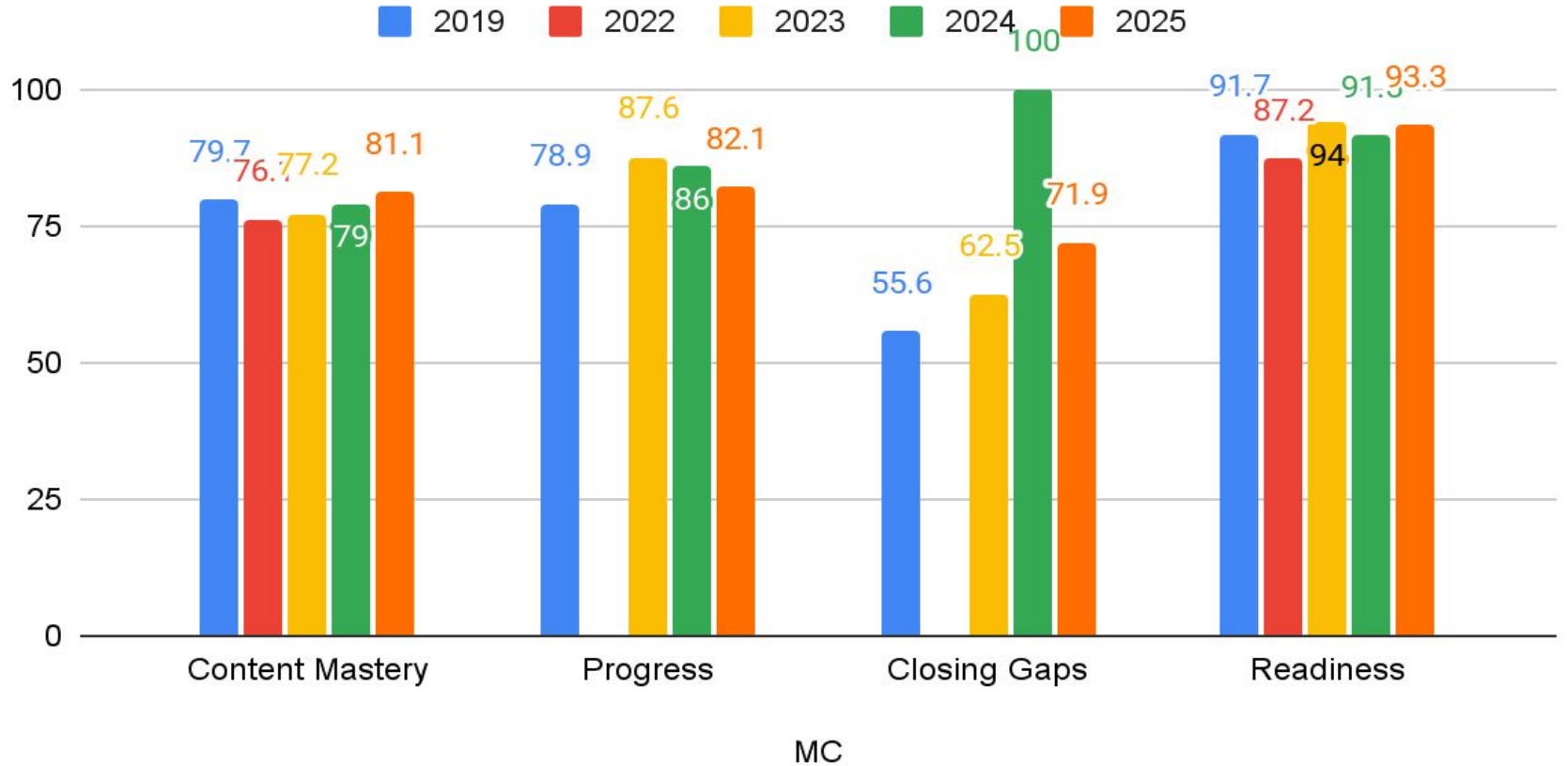


CCRPI 2025



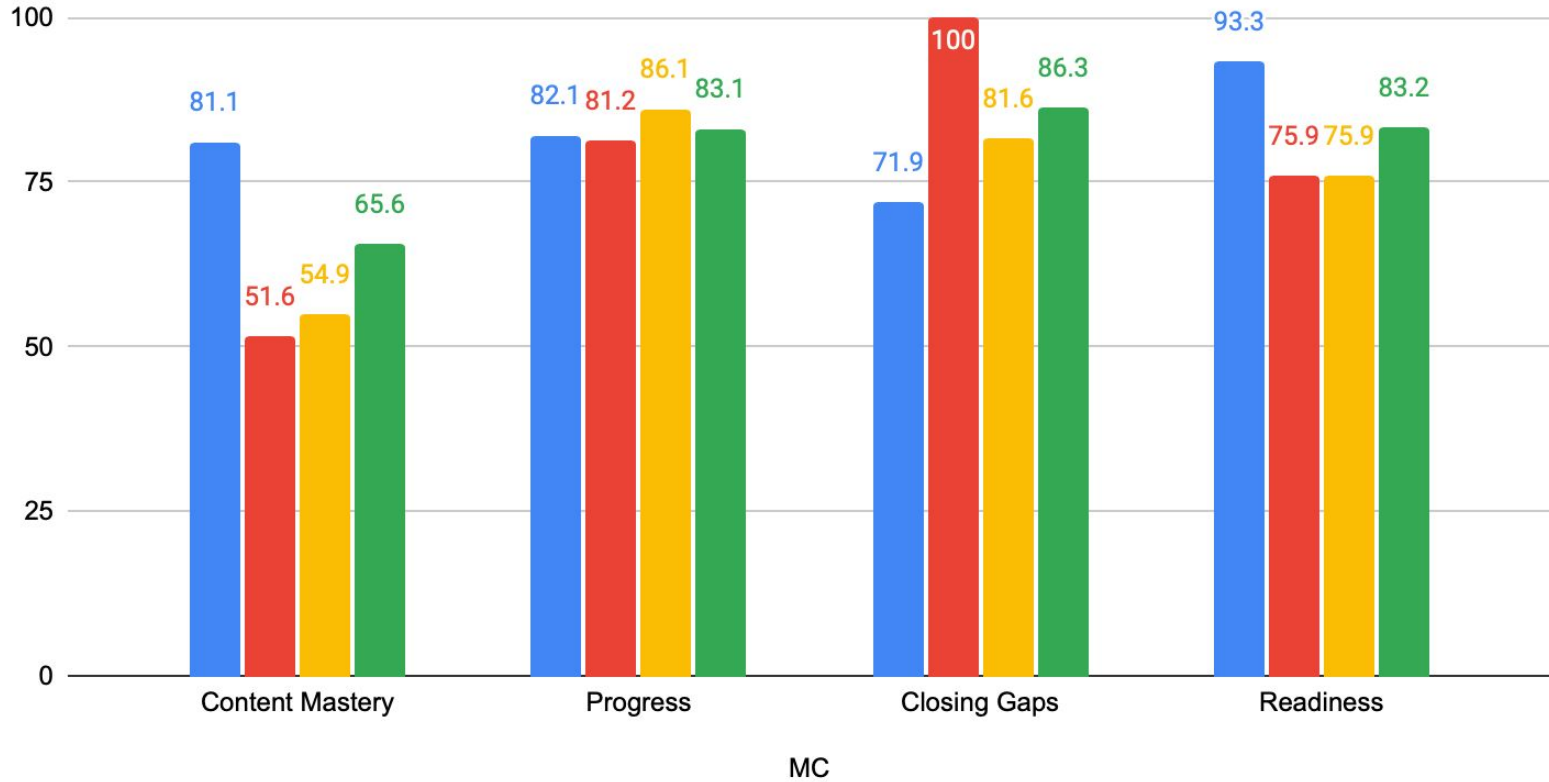
EC

YOY CCRPI Component Scores for the MC



CCRPI 2025

■ ANCS ■ King ■ APS ■ State



ED Goals Update

Goal	Strategic Plan Alignment	Markers of Success	Forthcoming
1.Opportunity Gap	K-8 Unity	+’25 Milestones data shows subgroups outperforming district	+CCRPI Data Deep Dive +Winter MAP Analysis +Individualized Tutoring Determinations
2. Gifted	K-8 Unity	+October FTE funding shows an additional 22 segments for gifted	+Identification of students to receive services for 26-27 +Provisional teacher certification
3.Foundation	Community Engagement	+List of interested/potential parties in serving on board	+Farm Kick-off event in Spring +Legal Details and Official Paperwork +Board Vote
4. MC Facilities	Facilities	+Completed Projects noted on doc	Ongoing capital improvements slated for spring and summer here
5. Math Alignment	K-8 Unity	Pending	+Curriculum Review +Internal Audit of Practices(MC)

Cyber Security Update

Based on the security breach on September 2, 2025, the following [actions](#) were taken. After posting an RFP and vetting multiple [proposals](#), the following vendor was selected for approval:

Vendor	Cost	Services Provided
K Logix	N/A	Cyber Risk Consulting
NuWave	\$25,200/year	network infrastructure design and management, cybersecurity, cloud computing, wireless systems, backup and disaster recovery, and on-demand help-desk support.
Inspiroz	\$55,740/year	IT, cybersecurity, virtual CIO/IT leadership, data & analytics, and major IT projects (e.g. facility expansions, device setups, network upgrades). They also offer specialized services for “EdTech” like Chromebook repair, application guidance, digital readiness assessments, and support for instructional technology.


Save the Date

+Mid-Year Survey: Released 12/2, 2 PM


+Winter Wonderland at the EC: 12/10, 6PM

+Charter Application for Board Vote by APS: January 2026

+GCSA Conference: March 9-11, send email to Alastair if interested in attending



23rd Annual Georgia Charter Schools Conference



Announcing the 23rd Annual Georgia Charter Schools Conference

Registration is now open! [Reserve your spot](#) for the [2026 Georgia Charter Schools Conference](#), March 9–11 at the Atlanta Marriott Northwest at Galleria. Join school leaders, board members, business managers, educators, and advocates for the largest statewide gathering of Georgia's charter community.

Atlanta Neighborhood Charter School

2027-2028 School Calendar

July 2027						
M	Tu	W	Th	F	Sa	
			1	2	3	
5	6	7	8	9	10	
12	13	14	15	16	17	
19	20	21	22	23	24	
26	27	28	29	30	31	

August 2027						
Su	M	Tu	W	Th	F	Sa
1	2	3	4	5	6	7
8	9	10	11	12	13	14
15	16	17	18	19	20	21
22	23	24	25	26	27	28
29	30	31				

September 2027						
Su	M	Tu	W	Th	F	Sa
			1	2	3	4
5	6	7	8	9	10	11
12	13	14	15	16	17	18
19	20	21	22	23	24	25
26	27	28	29	30		

October 2027						
M	Tu	W	Th	F	Sa	
				1	2	
4	5	6	7	8	9	
11	12	13	14	15	16	
18	19	20	21	22	23	
25	26	27	28	29	30	

November 2027						
Su	M	Tu	W	Th	F	Sa
	1	2	3	4	5	6
7	8	9	10	11	12	13
14	15	16	17	18	19	20
21	22	23	24	25	26	27
28	29	30				

December 2027						
Su	M	Tu	W	Th	F	Sa
			1	2	3	4
5	6	7	8	9	10	11
12	13	14	15	16	17	18
19	20	21	22	23	24	25
26	27	28	29	30	31	

January 2028						
M	Tu	W	Th	F	Sa	
					1	
3	4	5	6	7	8	
10	11	12	13	14	15	
17	18	19	20	21	22	
24	25	26	27	28	29	
31						

February 2028						
Su	M	Tu	W	Th	F	Sa
		1	2	3	4	5
6	7	8	9	10	11	12
13	14	15	16	17	18	19
20	21	22	23	24	25	26
27	28	29				

March 2028						
Su	M	Tu	W	Th	F	Sa
			1	2	3	4
5	6	7	8	9	10	11
12	13	14	15	16	17	18
19	20	21	22	23	24	25
26	27	28	29	30	31	

April 2028						
M	Tu	W	Th	F	Sa	
					1	
3	4	5	6	7	8	
10	11	12	13	14	15	
17	18	19	20	21	22	
24	25	26	27	28	29	

May 2028						
Su	M	Tu	W	Th	F	Sa
	1	2	3	4	5	6
7	8	9	10	11	12	13
14	15	16	17	18	19	20
21	22	23	24	25	26	27
28	29	30	31			

June 2028						
Su	M	Tu	W	Th	F	Sa
				1	2	3
4	5	6	7	8	9	10
11	12	13	14	15	16	17
18	19	20	21	22	23	24
25	26	27	28	29	30	

- Regular School Day 179
- Teacher Workday 9
- Asynchronous + PD 2
- School Closed/Holiday

Instructional Days (In-person)

- 0 Jul 19 Jan
- 21 Aug 16 Feb
- 21 Sept 22 Mar
- 16 Oct 15 Apr
- 16 Nov 20 May
- 13 Dec

+Open House Is on a Monday

+Day 1 on a Tuesday

+Virtual Days are election days

+Student end date is before Memorial Day

Proposed Start Times 27-28

	EC	MC
Doors Open	7:30	8
School Hours (M, Tu, Th, FR)	8-2:40	8:30-3:10
School Hours (Wed)	8-1:30	8:30-2

October 9, 2026

-
1. MAP Data: Fall
 2. Calendar for 2027-2028 SY
 3. Charter Renewal Update and Next Steps

MAP: An Introduction



What MAP Is:

- +a test that measures student growth
- +can be a predictor of Milestones performance
- +calculates a percentile score based on student averages across the nation
- +adapts based on if a student correctly answers the question prior

What MAP Isn't:

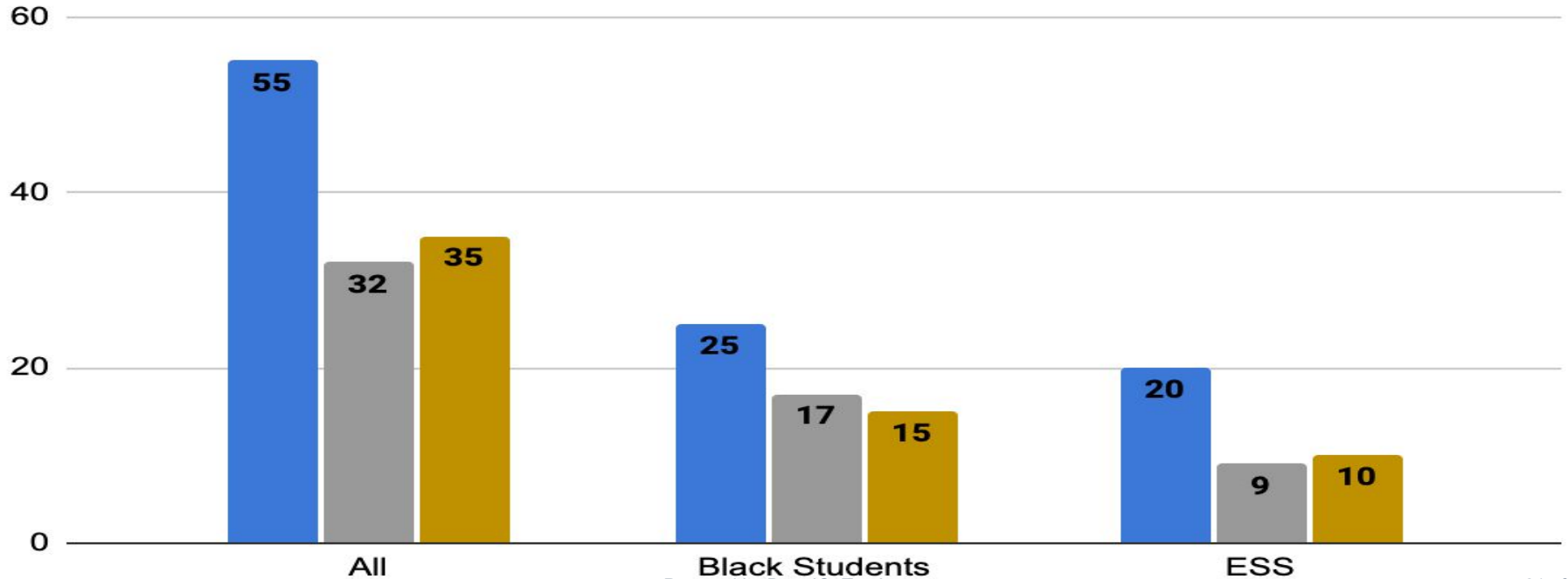
MAP DOES NOT:

- +measures a students' understanding of particular GA standards
- +reflect the totality of a students' skills and/or abilities.
- +simply focus on achievement

MAP Predictive Performance 2nd-8th

Math MAP Fall Prof. and Above Predictors

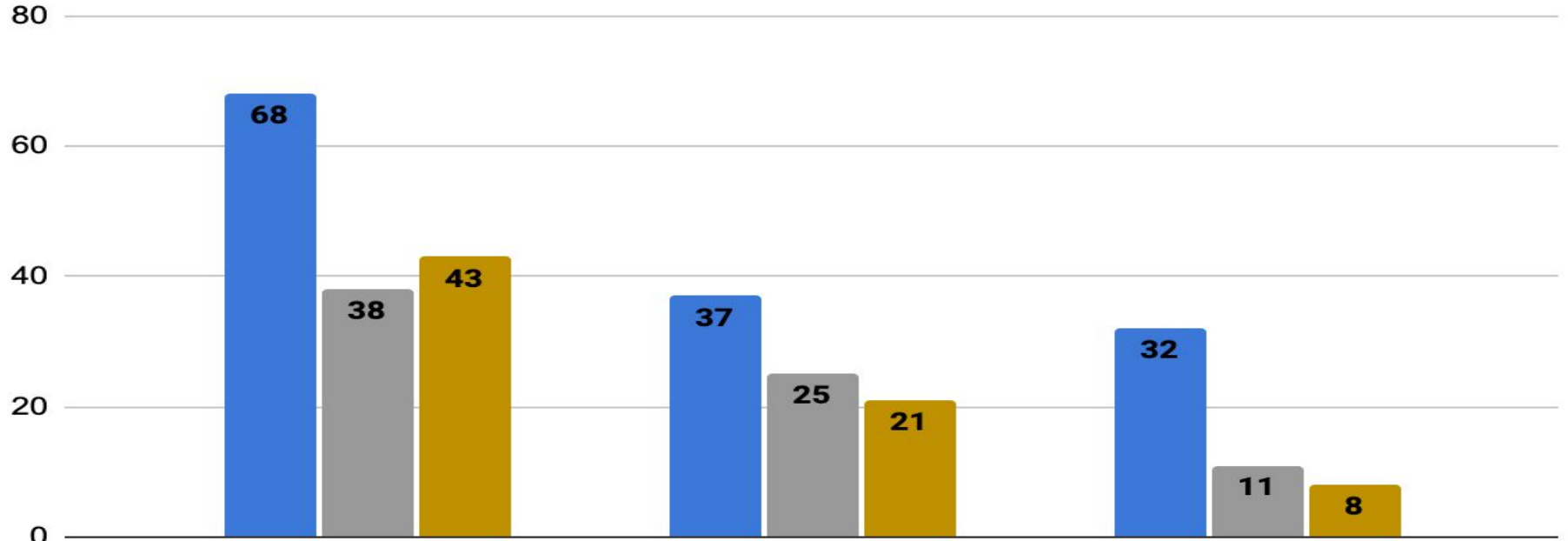
■ ANCS ■ APS ■ Parkside/King



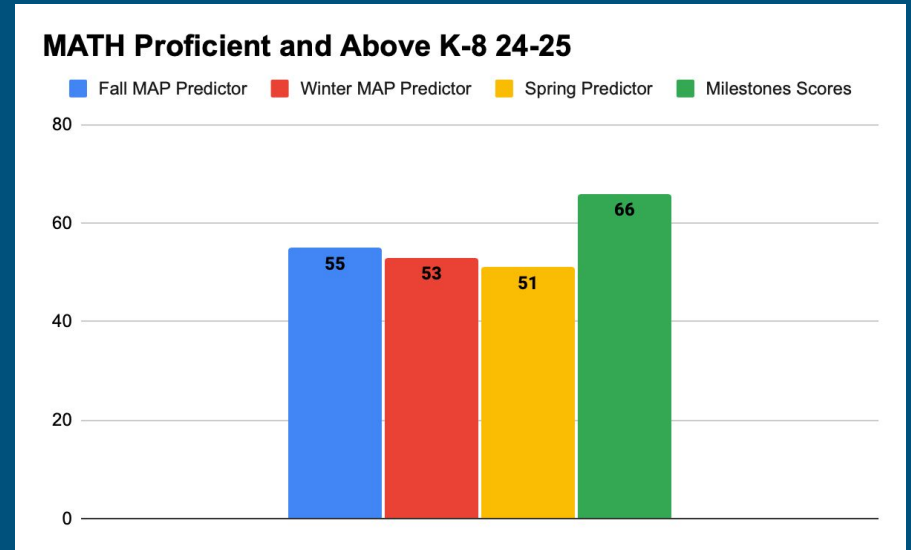
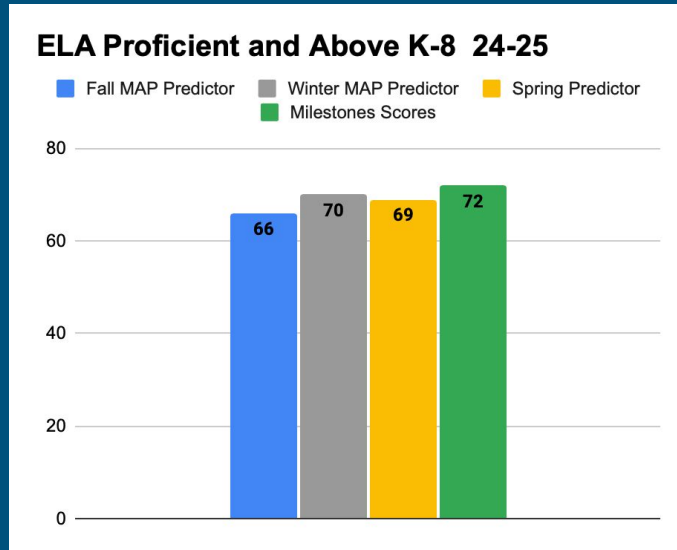
MAP Predictive Performance 2nd-8th

ELA MAP Fall Prof. and Above Predictors

■ ANCS ■ APS ■ Parkside/King



MAP as a Predictor of Milestones Performance



Key Takeaways:

- +Teachers use MAP to adjust instruction, create small groups, and craft specialized instruction
- +MAP helps identify certain skills, not standards, that students are mastering and/or lacking
- +MAP measures growth year over year and between assessments

Calendar Approval for 27-28

- +Last year we approved the calendar for 25-26 and 26-27
- +Moving forward, the goal is to approve the calendar 1 ½ years out, as opposed to ½ year out.
- +Goal is to create consistent structure each year with as little variation as possible and as closely aligned to APS as makes reasonable sense.

Building the Calendar around Labor Day and Memorial Day

SY	First Day of School	Last Day of School	Memorial Day
25-26	July 29	May 22	May 25*
26-27	August 4	May 28	May 31*
27-28	August 3	May 26	May 29
28-29	August 1	May 25	May 28
29-30	July 31	May 24	May 27
30-31	July 30	May 23	May 26

Calendar for 26-27 (already approved)

July 2026

S	M	T	W	Th	F	S
			1	2	3	4
5	6	7	8	9	10	11
12	13	14	15	16	17	18
19	20	21	22	23	24	25
26	27	28	29	30	31	

4 Independence Day
22-24 New Employee Orientation
27-31 Faculty & Staff Workday

August 2026

S	M	T	W	Th	F	S
						1
2	3	4	5	6	7	8
9	10	11	12	13	14	15
16	17	18	19	20	21	22
23	24	25	26	27	28	29
30	31					

3 Faculty & Staff Workday
4 First Day of School

September 2026

S	M	T	W	Th	F	S
		1	2	3	4	5
6	7	8	9	10	11	12
13	14	15	16	17	18	19
20	21	22	23	24	25	26
27	28	29	30			

7 Labor Day

October 2026

S	M	T	W	Th	F	S
				1	2	3
4	5	6	7	8	9	10
11	12	13	14	15	16	17
18	19	20	21	22	23	24
25	26	27	28	29	30	31

12-15 Fall Break
16 Faculty & Staff Workday

November 2026

S	M	T	W	Th	F	S
1	2	3	4	5	6	7
8	9	10	11	12	13	14
15	16	17	18	19	20	21
22	23	24	25	26	27	28
29	30					

3 Faculty & Staff Workday + Asynchronous Learning
23-27 Thanksgiving Break

December 2026

S	M	T	W	Th	F	S
		1	2	3	4	5
6	7	8	9	10	11	12
13	14	15	16	17	18	19
20	21	22	23	24	25	26
27	28	29	30	31		

18 Last Day of 1st Semester (Early Dismissal)
21-31 Winter Break

January 2027

S	M	T	W	Th	F	S
					1	2
3	4	5	6	7	8	9
10	11	12	13	14	15	16
17	18	19	20	21	22	23
24	25	26	27	28	29	30
31						

1 Winter Break
4 Faculty & Staff Workday
5 First Day of 2nd Semester
18 Martin Luther King Jr. Day

February 2027

S	M	T	W	Th	F	S
		1	2	3	4	5
6	7	8	9	10	11	12
13	14	15	16	17	18	19
20	21	22	23	24	25	26
27	28	29	30			

15-19 Mid-Winter Break

March 2027

S	M	T	W	Th	F	S
		1	2	3	4	5
6	7	8	9	10	11	12
13	14	15	16	17	18	19
20	21	22	23	24	25	26
27	28	29	30	31		

16 Faculty & Staff Workday + Asynchronous Learning

April 2027

S	M	T	W	Th	F	S
				1	2	3
4	5	6	7	8	9	10
11	12	13	14	15	16	17
18	19	20	21	22	23	24
25	26	27	28	29	30	

5-8 Spring Break

May 2027

S	M	T	W	Th	F	S
						1
2	3	4	5	6	7	8
9	10	11	12	13	14	15
16	17	18	19	20	21	22
23	24	25	26	27	28	29
30	31					

28 Last Day of School (Early Dismissal)
31 Memorial Day

June 2027

S	M	T	W	Th	F	S
	1	2	3	4	5	6
7	8	9	10	11	12	13
14	15	16	17	18	19	20
21	22	23	24	25	26	27
28	29	30				

1 Faculty & Staff Workday
18 Juneteenth

Approved 10/24/2024

Atlanta Neighborhood Charter School

2027-2028 School Calendar

July 2027						
M	Tu	W	Th	F	Sa	
			1	2	3	
5	6	7	8	9	10	
12	13	14	15	16	17	
19	20	21	22	23	24	
26	27	28	29	30	31	

August 2027						
Su	M	Tu	W	Th	F	Sa
1	2	3	4	5	6	7
8	9	10	11	12	13	14
15	16	17	18	19	20	21
22	23	24	25	26	27	28
29	30	31				

September 2027						
Su	M	Tu	W	Th	F	Sa
			1	2	3	4
5	6	7	8	9	10	11
12	13	14	15	16	17	18
19	20	21	22	23	24	25
26	27	28	29	30		

October 2027						
M	Tu	W	Th	F	Sa	
				1	2	
4	5	6	7	8	9	
11	12	13	14	15	16	
18	19	20	21	22	23	
25	26	27	28	29	30	

November 2027						
Su	M	Tu	W	Th	F	Sa
	1	2	3	4	5	6
7	8	9	10	11	12	13
14	15	16	17	18	19	20
21	22	23	24	25	26	27
28	29	30				

December 2027						
Su	M	Tu	W	Th	F	Sa
			1	2	3	4
5	6	7	8	9	10	11
12	13	14	15	16	17	18
19	20	21	22	23	24	25
26	27	28	29	30	31	

January 2028						
M	Tu	W	Th	F	Sa	
					1	
3	4	5	6	7	8	
10	11	12	13	14	15	
17	18	19	20	21	22	
24	25	26	27	28	29	
31						

February 2028						
Su	M	Tu	W	Th	F	Sa
		1	2	3	4	5
6	7	8	9	10	11	12
13	14	15	16	17	18	19
20	21	22	23	24	25	26
27	28	29				

March 2028						
Su	M	Tu	W	Th	F	Sa
			1	2	3	4
5	6	7	8	9	10	11
12	13	14	15	16	17	18
19	20	21	22	23	24	25
26	27	28	29	30	31	

April 2028						
M	Tu	W	Th	F	Sa	
					1	
3	4	5	6	7	8	
10	11	12	13	14	15	
17	18	19	20	21	22	
24	25	26	27	28	29	

May 2028						
Su	M	Tu	W	Th	F	Sa
	1	2	3	4	5	6
7	8	9	10	11	12	13
14	15	16	17	18	19	20
21	22	23	24	25	26	27
28	29	30	31			

June 2028						
Su	M	Tu	W	Th	F	Sa
				1	2	3
4	5	6	7	8	9	10
11	12	13	14	15	16	17
18	19	20	21	22	23	24
25	26	27	28	29	30	

- Regular School Day 179
- Teacher Workday 9
- Asynchronous + PD 2
- School Closed/Holiday

Instructional Days (In-person)

- 0 Jul 19 Jan
- 21 Aug 16 Feb
- 21 Sept 22 Mar
- 16 Oct 15 Apr
- 16 Nov 20 May
- 13 Dec

+Open House Is on a Monday

+Day 1 on a Tuesday

+Virtual Days are election days

+Student end date is before Memorial Day

Charter Renewal Updates and Next Steps

+Site Visit: September 25

+Board Capacity Interview: October 2

+Follow up Questions Received and To Be Answered: October 3-10

+Recommendation to Board to Approve/Deny: November or December

+Upon Recommendation from APS→State Review and Adherence early 2026

September 18, 2025

1. Charter Compliance Report
2. Strategic Plan Focus and Update for 25-26
3. Updates
4. Celebrations and Successes: First 6 Weeks



Charter Compliance Report

Charter Compliance Report: ANCS 2025-2026

File Edit View Insert Format Data Tools Extensions Help

100% 123 Default 10 B I U A

Increase Content Mastery score by 10%

	A	B	C	D	E	F
1	Charter Term July 2021-June 2026		Sept. Update	December Update	March. Update	June Update
2	School-wide goals		Reduce Opportunity Gap			
3			Full Implementation of Gifted Services			
4	Academic Charter Goals					
5		Increase in CCRPI each year until 100				
6	EC (must achieve at least 1)					
7		Increase gap by 4% of difference between current score and 100:				
8		Increase Content Mastery score by 10%				
9	MC (must achieve at least 1)					
10		Increase gap by 4% of difference between current score and 100:				
11		Increase Content Mastery score by 10%				
12		Increase Progress score by 10%				
13	Second Look Indicators		Preliminary: YES			
14	School Climate Goal		awaiting data			
15		Exceed District CCRPI 4 star rating by 2024	28% Total (MC:45%, EC: 22%)			
16	Financial Charter Goals		None			
17		No delinquent debt	YES			
18		working capital ratio of 1:0 or +	YES			
19		debt to asset ratio of 95 or -	121			
20		unrestricted cash days of 45 or +	Signed Agreement			
21	Governance Charter Goals		In process-Full Board Training with Lisa McDonald from GCSA at Retreat: 8/9: 9-12			
22		independent audit to GA DOE by 11/1	In process			
23		100% board governance reqs. met	8/9 (special called meeting), 8/21, 9/18			
24		all training reqs/ met	Shift to GA Leads. Orientation Complete			
25		7+ board meetings per year	Yes			
26		TKES and LKES completed	Yes			
27	Innovative Features Charter Goal		IB Reauthorization complete in 2024, Scheduling at MC reflects best practices as per IB, Monthly Learner Profile underway, Morning Meetings and Advisory happening weekly/			
		Constructivism/IB	All new staff trained in conscious discipline during new employee orientation, daily			
		Conscious Discipline				

Quarterly Update YOYProgressToGoals

Powered by BoardOnTrack

91 of 126

Charter Compliance Report (cont.)

Charter Compliance Report: ANCS 2025-2026

	A	B	C	D	E	F
29		Farm Program	Students at the EC engaged in farm rotation as part of related arts, Focus this year is the farm club at the MC, Farm specialists working collaboratively with MC teachers to integrate farm into the classroom,			
30		Weighted Lottery	Yes--will determine weight to achieve charter goal in December prior to lottery			
31						
32	Enrollment Data	K-8: 628	626 (1 vacancy in 7th, 1 vacancy in 8th)			
33	Legal Compliance	APS and GA DOE Compliance	Yes-full compliance, finger printing and background checks complete			
34						
35						
36						

Retention Updates

Overall Student Retention Rate: 95.9%

Current Staff Retention Rate 2025: 94.12%*

*Offered and Returned Contracts

ED Student Retention Data YoY

	ED Student Retention Rate*	Non-ED Student Retention Rate
2021-2022	91.5	96.5
2022-2023	96.6	95
2023-2024	93.5	96.9
2024-2025	94.8	96.5
2025-2026	93.9	95.9

*Retention determined by whether a student previously enrolled was enrolled by August 1 of the school year listed. Data comes from APS Graphs which tracks data reported to the State.

Retention Rate: Personnel

	2023-2024	2024-2025	2025-2026
# of Staff	132	136	128
Retention Rate	86%	95%	94.12

Tenure Bonus Update

	# of Recipients
5 Years	6
7 Years	5
10 years	5
12 years	5
15 years	5
18 years	3
20 years	4
Total Amount:	\$192,000 for 33 employees

Strategic Planning Foci and Priorities for 25-26

Unified K-8 Experience

- +K-8 Math Alignment, New Math Program Adoption

- +Gifted Services Roll Out

Innovative School Features

- +Farm, Conscious Discipline Trainings, PTCA “Neighborhood” Affinity Groups

Facilities Improvements

- +Comprehensive Plan for MC with focus on athletics space

Community Engagement

- +Music Fest, New Partnership with Oakland, Teacher Leader Partnership with KSU

Other Updates

- +PTCA held its first meeting of the year with over 100 attendees on 8/12
- +Over 150 parents and caregivers in attendance at EC Curriculum Night on 8/27
- +Over 50 parents and caregivers in attendance at MC Meet the Family Night on 9/4
- +Over 100 attendees at 1st Friday Coffee on 8/1 and 9/5 combined
- +Hosted KSU Team for School Visit to Align Aspiring Leaders with KSU courses for credit
- +RFP for Cybersecurity and Server Maintenance Forthcoming

Celebrations and Successes from the First 6 Weeks

- +Received an Award from the State for Excellence in Nutrition (one of a handful of schools statewide)
- +Last year's 3rd graders were #3 in the State of Georgia for Percentage of Students at Proficient or Above on Georgia Milestones
- +Selected as a member of Metro Resa's advisory program for teacher preparation
- +Aspiring Leaders expanded for this year and now includes teacher leaders from KIPP in addition to Wesley and ANCS

August 21, 2025

1. ED Goals
2. Milestones Data: The Embargo Has Been Lifted
3. Enrollment Update



ED Goals

2025-2026

Goal 1: By Spring 2026, reduce the opportunity gap by 3 percentage points as determined by spring MAP (*Unified K-8*)*

Goal 2: By June 2026, establish and implement gifted services to improve academic achievement and increase revenue so that the program is fully operational by SY26-27 (*Unified K-8*)

Goal 3: By June 2026, create a foundation to support ANCS fundraising, complete with a separate advisory board, to begin raising funds in SY 26-27 (*Community Engagement*)

Goal 4: By January 2026, create a comprehensive facilities plan for building improvements at the MC (*Innovative Features, Facilities Improvements*)

Goal 5: By June 30, 2026, Create a plan for mathematics instruction K-8 that positions where in-person algebra in 8th grade becomes the default, not the exception. (*Unified K-8*)

**Corresponds to strategic plan initiative*

Milestones Quick Overview

+End of Year Test in the following grades/subjects:

3rd grade: ELA, Math

4th grade: ELA, Math

5th grade: ELA, Math, Science

6th grade: ELA, Math

7th grade: ELA, Math

8th grade: ELA, Math, Science, Social Studies

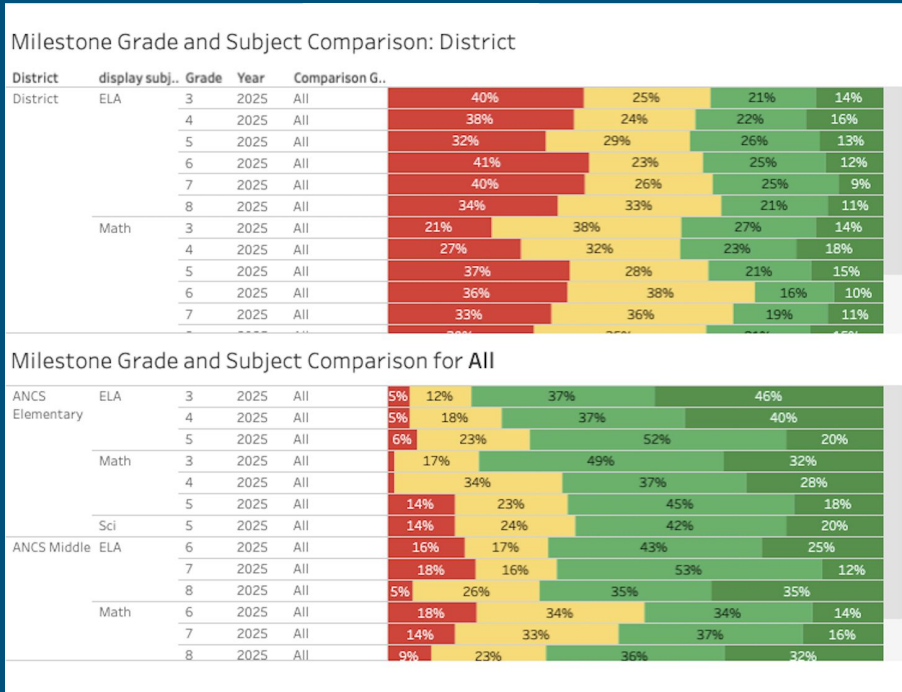
+Students score in one of four categories:

Beginning Learner, Developing Learner, Proficient, Distinguished

Key Takeaways

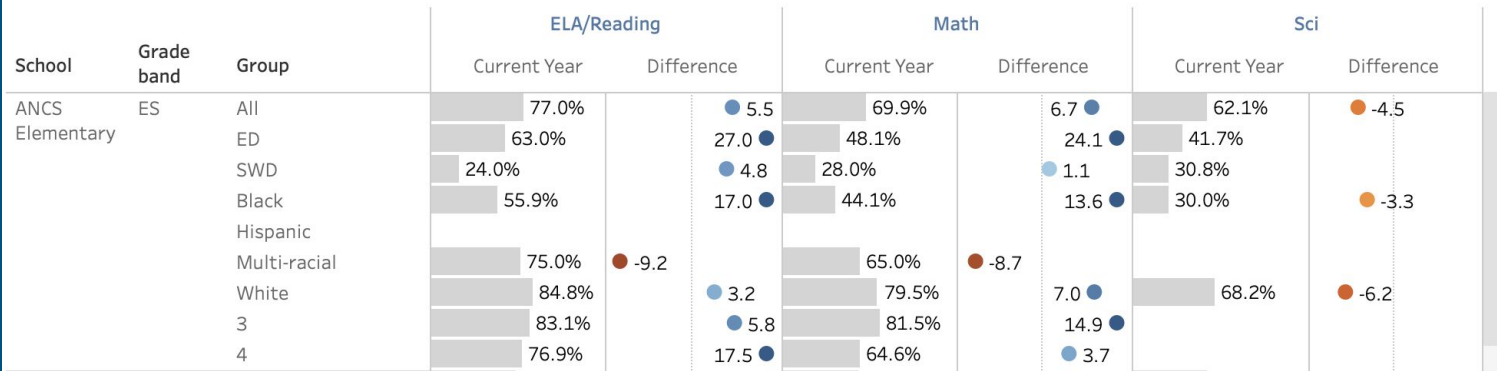
- +Consistently outperform the State and District in all Grades and all Subjects
- +Disaggregated data illustrates ANCS subgroups consistently outperform subgroups as a whole in APS, where as non-ED students do not.
- +Double digit gains in ELA and Math for ED and Black students at the EC*
- +Additional Focus on Math for Upcoming School Year

Comparison to District by Grade



Change YoY: EC

% of Proficient and Above Learners



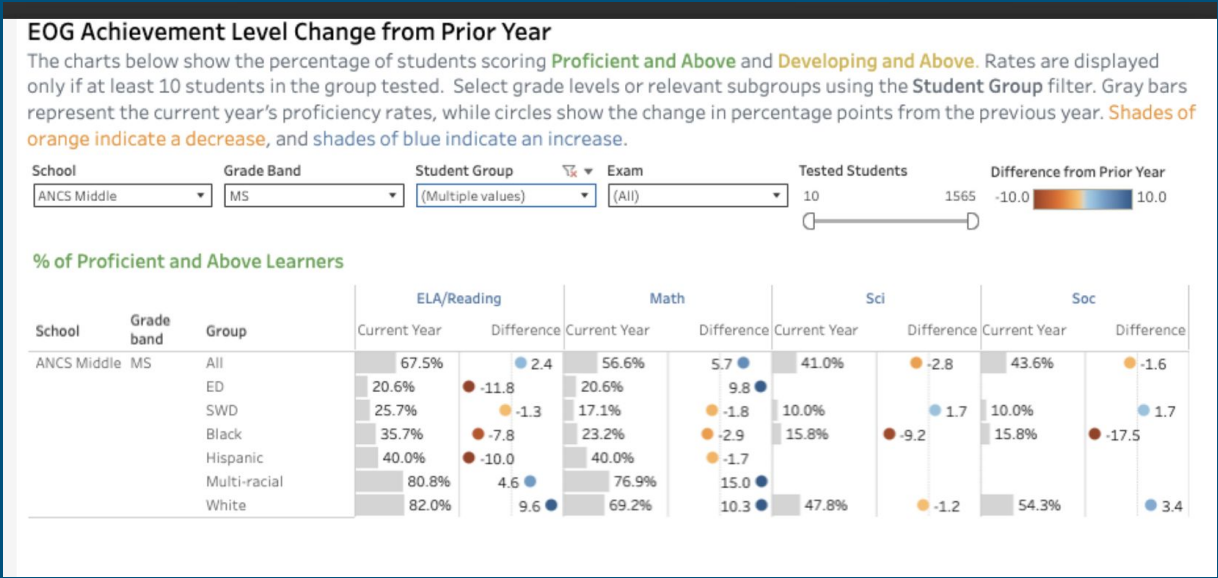
*Largest YoY increase → ED students

*For reference APS saw a 1-2% increase on average in sub group performance

% of Developing and Above Learners

SWD=Students with Disabilities
ED=Economically Disadvantaged

Change YoY: MC

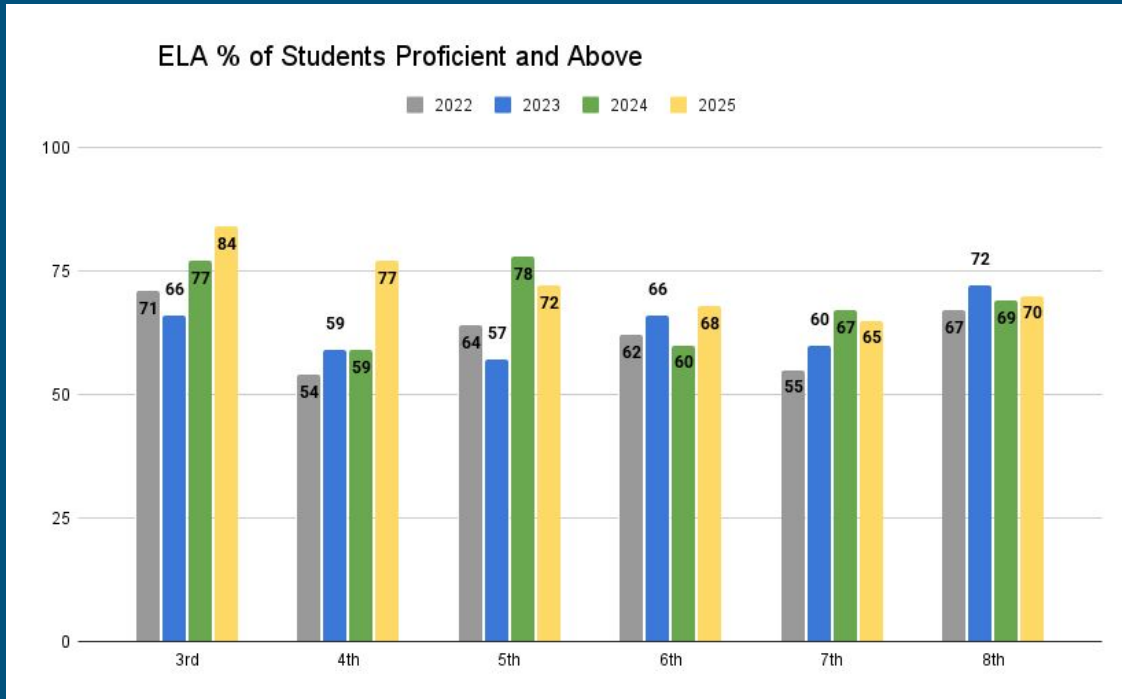


*7th grade Math decrease of 15.1

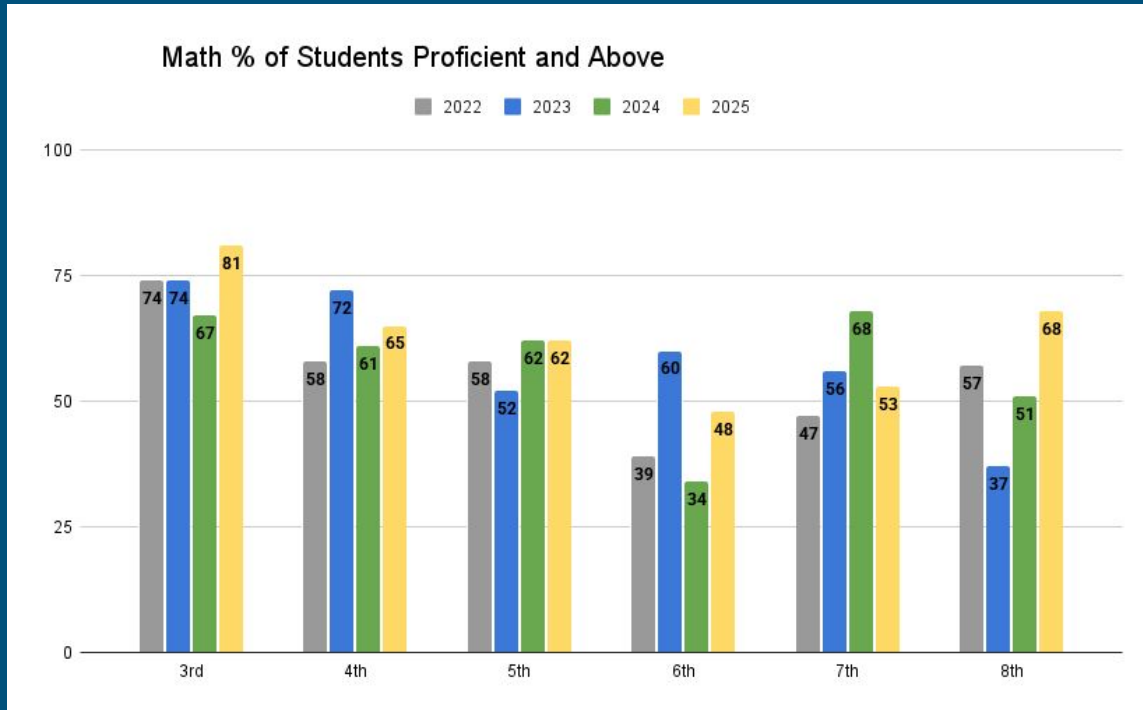
*Larger increase in Math YoY but Math still remains the weaker subject

SWD=Students with Disabilities
ED=Economically Disadvantaged

YoY Data: ELA



YoY Data: Math



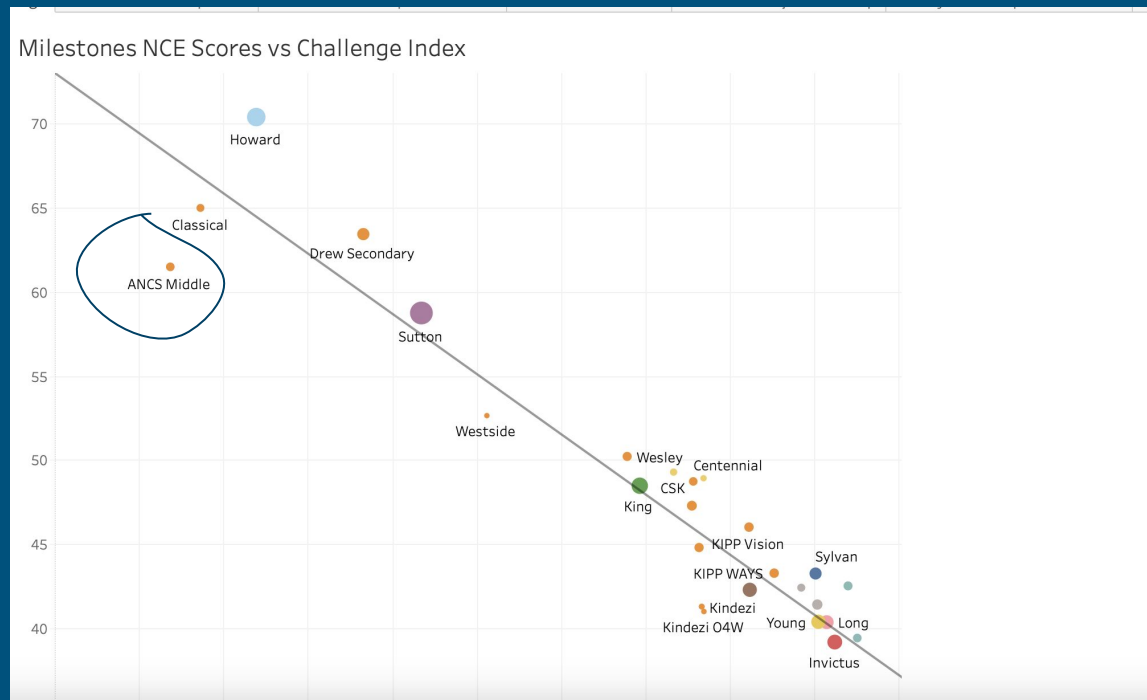
Challenge Index-All Subjects: EC



*Challenge index measures a school's performance in relation to the demographic make-up of their student body

*Ideally, you want to be as close to the upper right hand quadrant above the line as possible

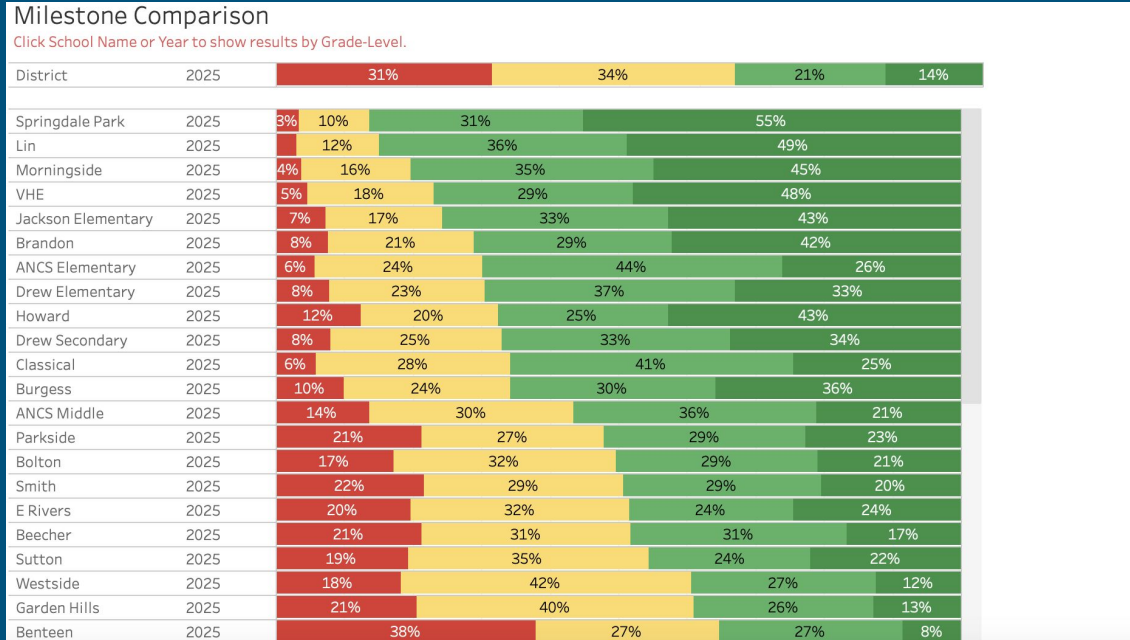
Challenge Index-All Subjects: MC



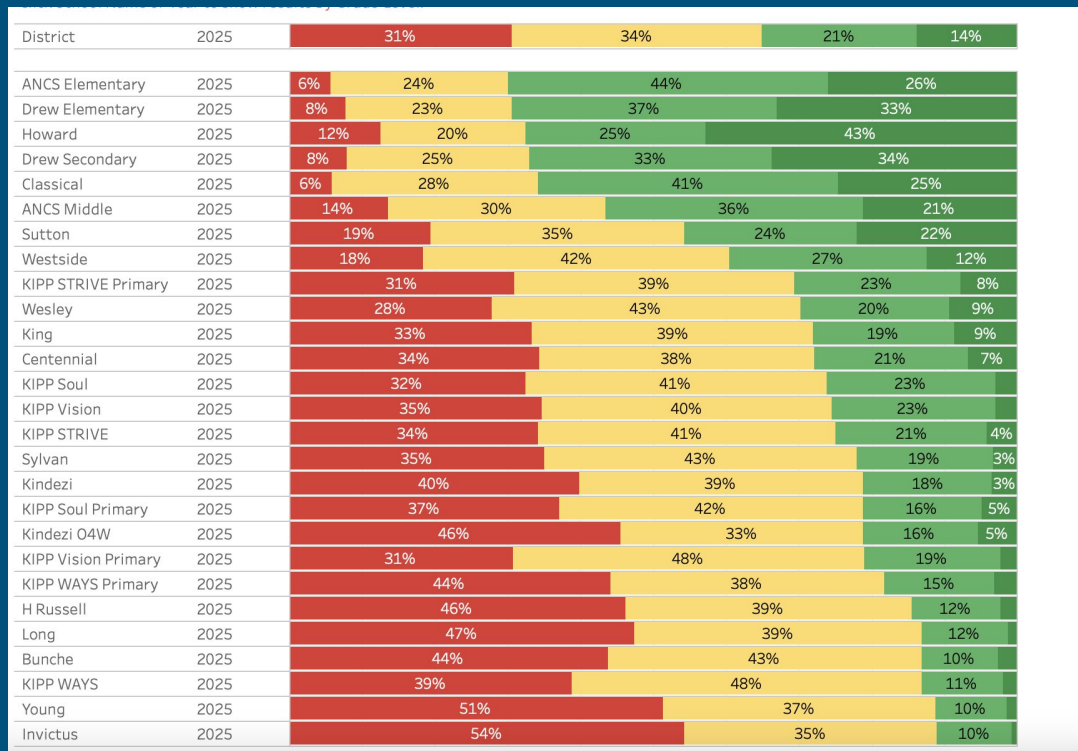
*Challenge index measures a school's performance in relation to the demographic make-up of their student body

*Ideally, you want to be as close to the upper right hand quadrant above the line as possible

APS Elementary Schools Overall



APS Middle Schools Overall

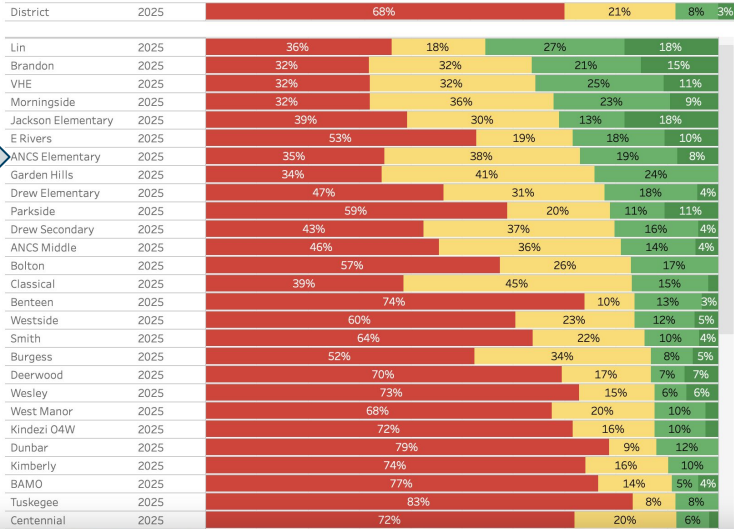


*Only compare Elementary to Elementary and Middle to Middle

SWD Student Data

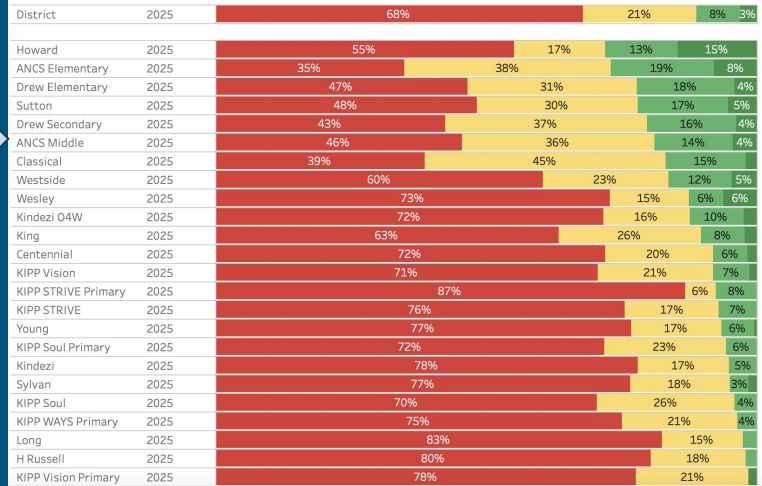
Milestone Comparison

Click School Name or Year to show results by Grade-Level.

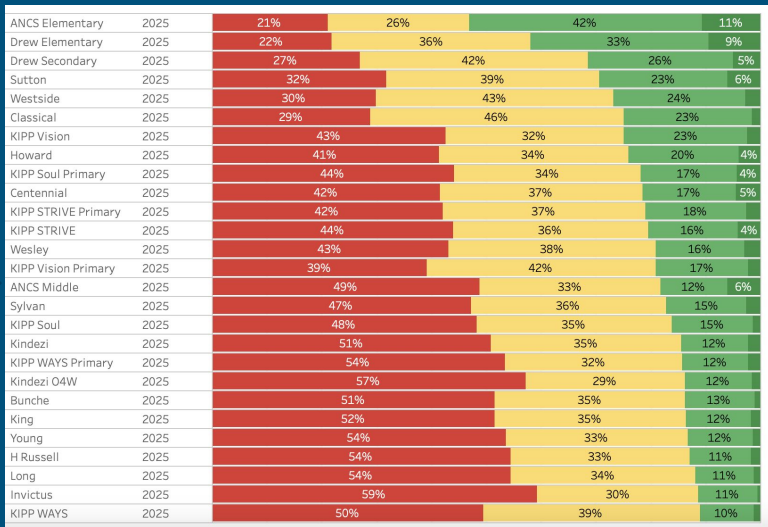
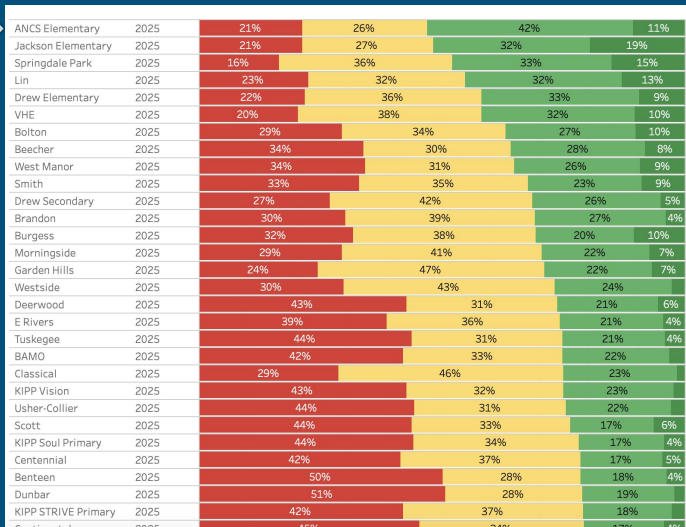


Milestone Comparison

Click School Name or Year to show results by Grade-Level.

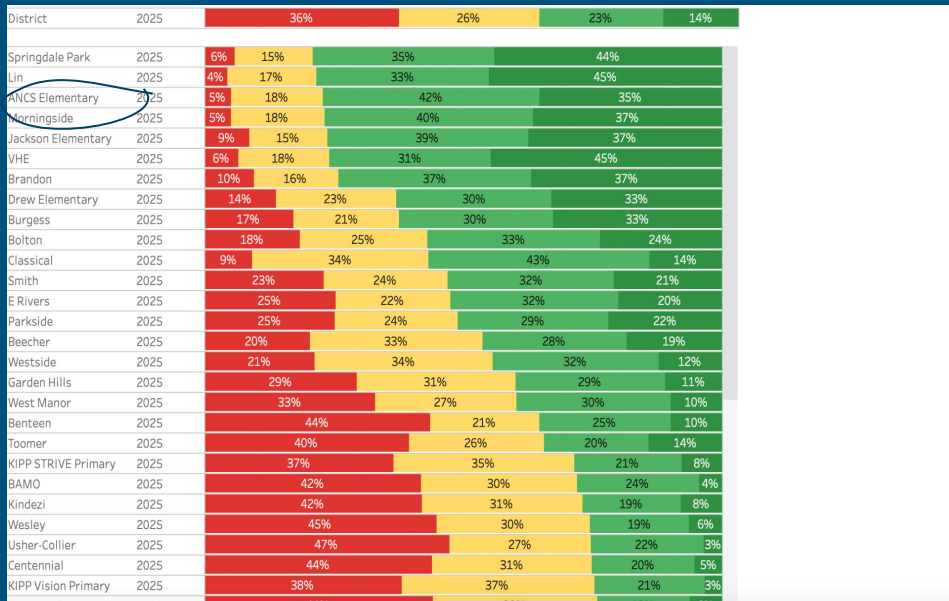


Economically-Disadvantaged Student Data



3rd-5th Grade ELA

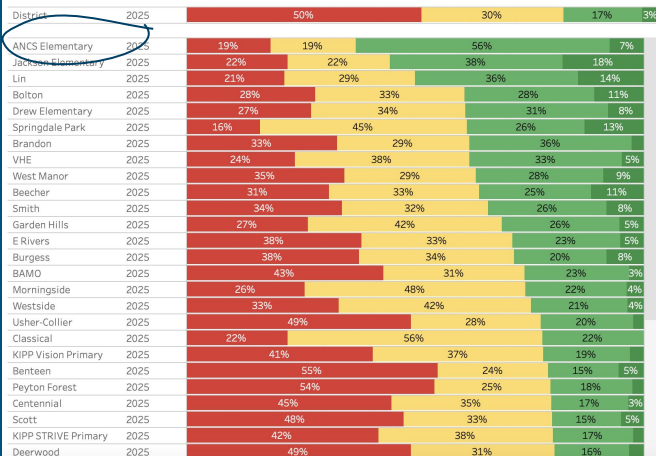
ALL



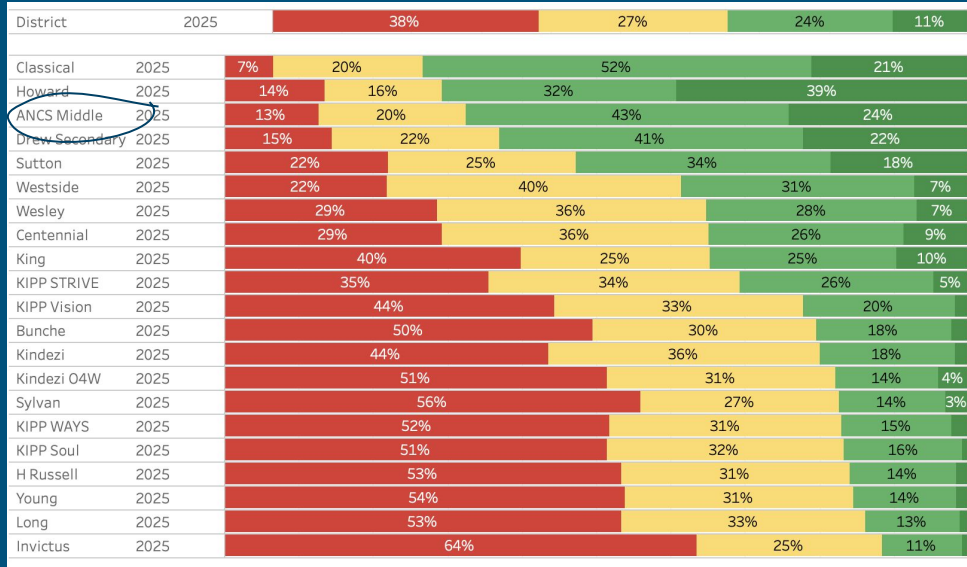
Economically Disadvantaged

Milestone Comparison

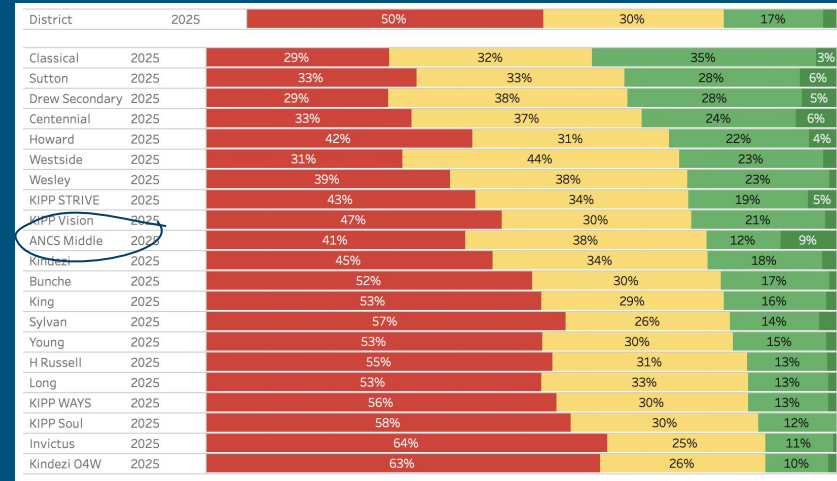
Click School Name or Year to show results by Grade-Level.



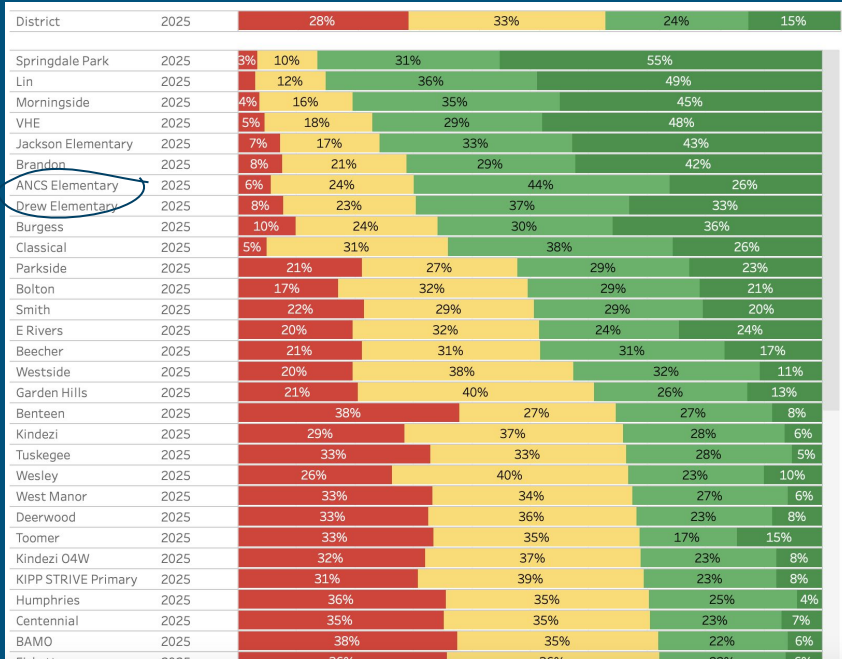
6th-8th Grade ELA



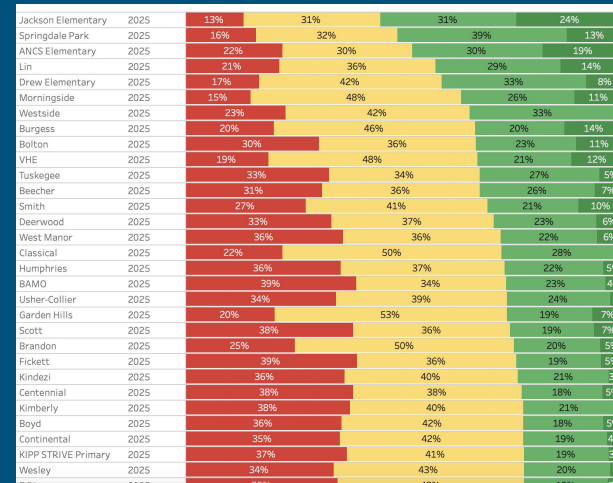
Economically Disadvantaged



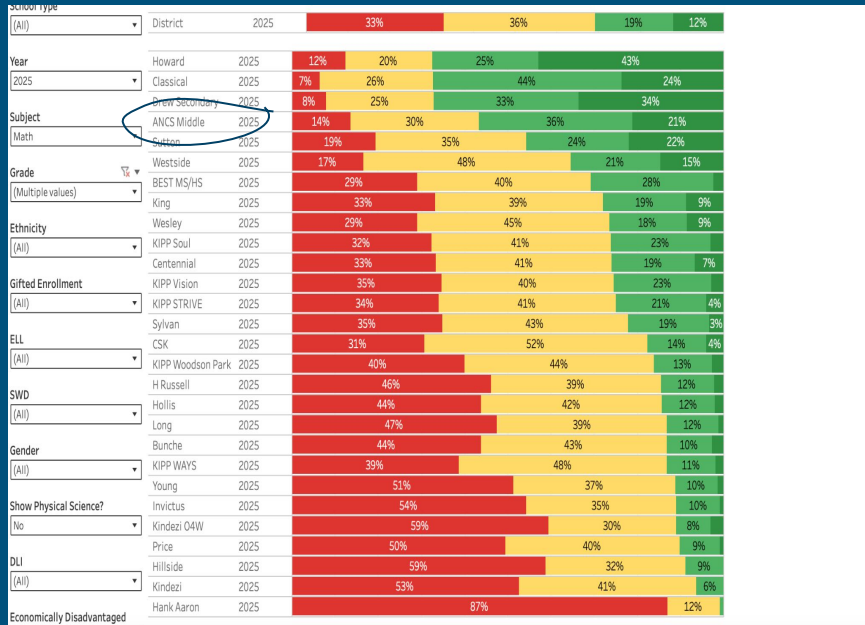
3rd-5th Grade Math



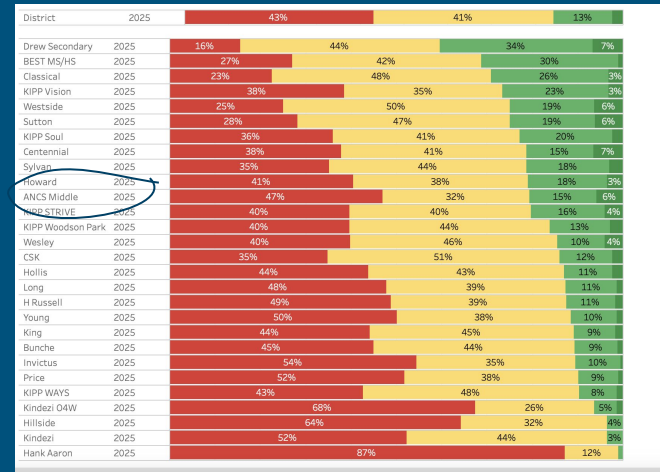
Economically Disadvantaged



6th-8th Grade Math



Economically Disadvantaged



Enrollment Update (as of 8/15)

	# Enrolled	# Spots Available	# on Waitlist
KK	64	0	159
01	66	0	82
02	68	0	72
03	65	1	75
04	65	0	72
05	65	1	57
06	77	1	61
07	77	1	39
08	77	1	13

To Qualify as ED in Georgia:



Who We Are ▾

Family Size	Column I Free Meals If family income is within	Column II Reduced Price Meals If family income is within
1	0 to 19,578	0 to 27,861
2	0 to 26,572	0 to 37,814
3	0 to 33,566	0 to 47,767
4	0 to 40,560	0 to 57,720
5	0 to 47,554	0 to 67,673
6	0 to 54,548	0 to 77,626
7	0 to 61,542	0 to 87,579
8	0 to 68,536	0 to 97,532

For each additional family member, add \$6,994 per year to the income level for free meals and \$9,953 to the income level for

Enrollment Data: Economically Disadvantaged Students YoY

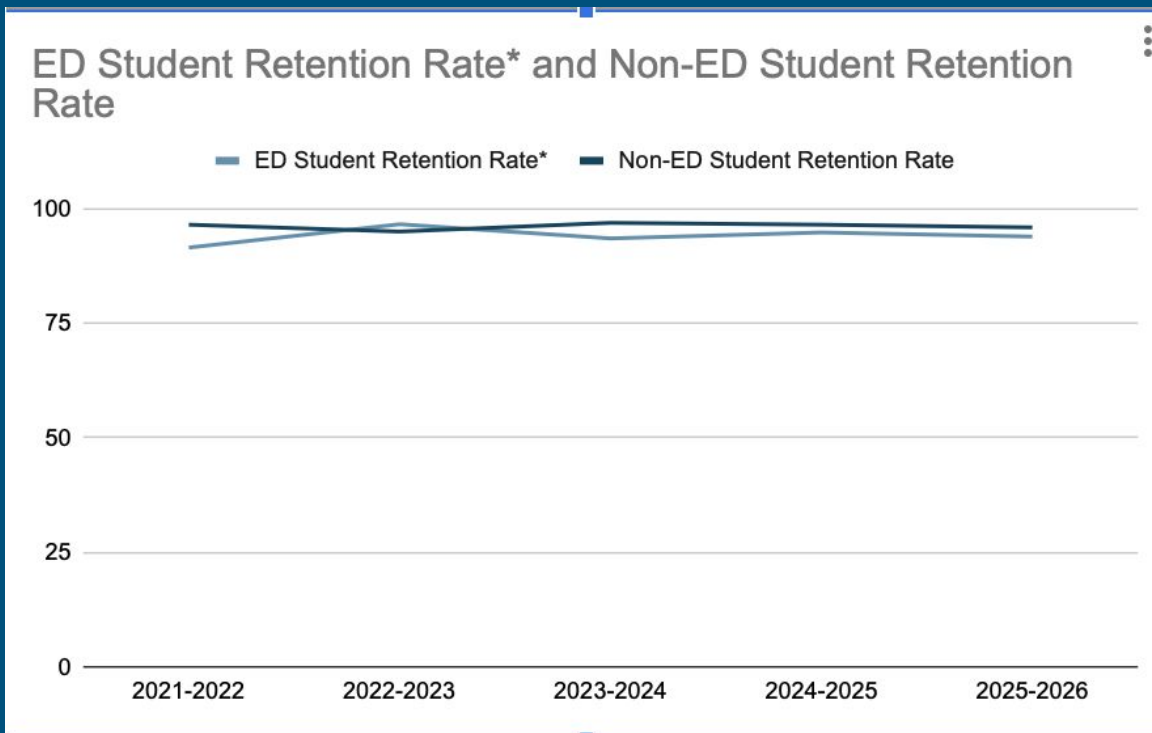
	22-23	23-24	24-25	25-26
K	8	6	13	18*
1	0	11	8	12
2	2	8	7	8
3	5	8	7	6
4	5	12	8	8
5	5	6	12	9
6	3	21	11	21
7	3	5	16	11
8	6	9	7	16
Total	37	86*	89	109
% of Total	6%	14%	14%	17%

**Note lottery weight went from 4 -100 for 23-24 SY*

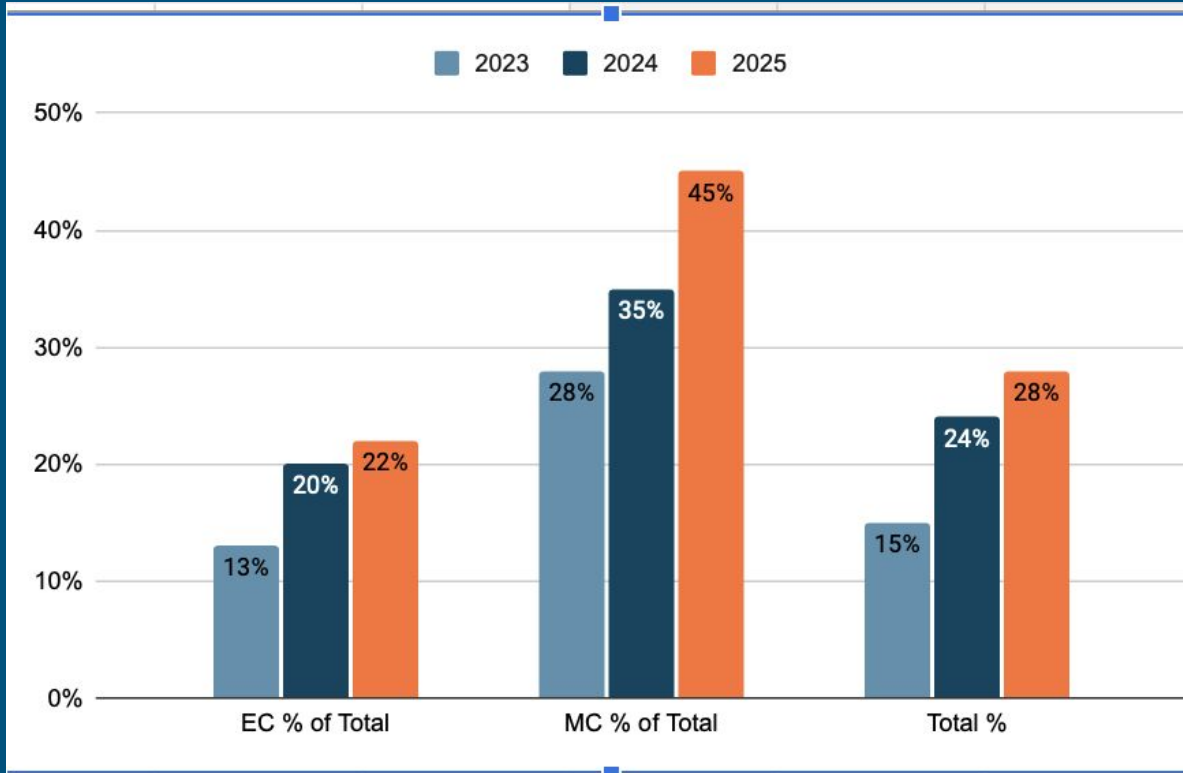
ED Student Retention Data YoY

	ED Student Retention Rate*	Non-ED Student Retention Rate
2021-2022	91.5	96.5
2022-2023	96.6	95
2023-2024	93.5	96.9
2024-2025	94.8	96.5
2025-2026	93.9	95.9

*Retention determined by whether a student previously enrolled was enrolled by August 1 of the school year listed. Data comes from APS Graphs which tracks data reported to the State.



% of New Students to ANCS Who Qualify as ED



**Charter Goal
(Total): 22.8%*

A few things to remember...

1. Our charter goal of 22.8% is based on the percentage of new students who qualify as ED. Over a 10 year period, the goal is for 22.8% of our overall student body to qualify as ED.
2. The number of new ED students fluctuates year over year in part to not only who accepts the spot but also how many spots are actually open to the lottery after once children of staff and board members, and current siblings have accepted spots.

Next Steps for Board:

1. Helps us Celebrate and Message these Wins
2. Consider potential members for foundation
3. Help facilitate connections within the community
4. Charter Renewal Prep