



ATLANTA NEIGHBORHOOD CHARTER SCHOOL

helping students learn to use their minds well

Atlanta Neighborhood Charter School

Governing Board Monthly Meeting

Date and Time

Thursday December 18, 2025 at 6:30 PM EST

Location

Atlanta Neighborhood Charter School - Elementary Campus

Meeting Trailer

688 Grant Street

Atlanta, GA 30315

Notice of this meeting was posted on the ANCS website and both ANCS campuses in accordance with O.C.G.A. § 50-14-1.

Agenda

| | Purpose | Presenter | Time |
|--|---------|-----------|------|
|--|---------|-----------|------|

| | | | |
|-------------------------|--|--|----------------|
| I. Opening Items | | | 6:30 PM |
|-------------------------|--|--|----------------|

Opening Items

- | | | | |
|-----------|---------------------------------------|-------------------------------------|-----|
| A. | Record Attendance & Guests | Ruth Link-Gelles | 1 m |
| B. | Call the Meeting to Order | Shannon Rutledge | 2 m |
| C. | Public Comment | | 5 m |
| D. | Approve Meeting Minutes from 11/20/25 | Approve Minutes Shannon Rutledge | 1 m |

| | Purpose | Presenter | Time |
|---|---------|-------------------------------|----------------|
| II. School Leadership Updates | | | 6:39 PM |
| A. Principals' Open Forum | FYI | Mark Sanders & Lara Zelski | 15 m |
| B. Executive Director's Monthly Report ED Report | FYI | Alastair Pullen | 15 m |
| III. Action Items | | | |
| IV. Committee Updates | | | 7:09 PM |
| A. Educational Excellence Committee Monthly Report . | FYI | Mark Boswell | 2 m |
| B. Finance & Operations Committee Monthly Report VOTE: Cybersecurity Contract | FYI | Jonna Martin | 2 m |
| C. Advancement Committee Monthly Report | FYI | Rebecca Wagner | 2 m |
| D. Governance Committee Update Reminder: Mid-year Executive Director Evaluation | Vote | Emily Hansen | 2 m |
| V. General Announcements | | | |
| VI. Executive Session (as needed) | | | |
| VII. Closing Items | | | 7:17 PM |
| A. Adjourn Meeting | Vote | Shannon Rutledge | 1 m |

Coversheet

Approve Meeting Minutes from 11/20/25

| | |
|--------------------------|--|
| Section: | I. Opening Items |
| Item: | D. Approve Meeting Minutes from 11/20/25 |
| Purpose: | Approve Minutes |
| Submitted by: | |
| Related Material: | Minutes for Governing Board Monthly Meeting on November 20, 2025 |

APPROVED



**ATLANTA NEIGHBORHOOD
CHARTER SCHOOL**

helping students learn to use their minds well

Atlanta Neighborhood Charter School

Minutes

Governing Board Monthly Meeting

Date and Time

Thursday November 20, 2025 at 6:30 PM

Location

Atlanta Neighborhood Charter School - Elementary Campus

Meeting Trailer

688 Grant Street

Atlanta, GA 30315

Notice of this meeting was posted on the ANCS website and both ANCS campuses in accordance with O.C.G.A. § 50-14-1.

Directors Present

Drew Waddell, Duanne Davis, Jen Hidingen-Kendrick, Kilamba Augusto, LaNiesha Cobb Sanders (remote), Mark Boswell, Rebecca Wagner, Robin Hubier, Ruth Link-Gelles, Shannon Rutledge

Directors Absent

Emily Hansen, Evan Saadat, Jonna Martin

Guests Present

Alastair Pullen, Lara Zelski (remote), Mark Sanders (remote), Paige Teusink (remote)

I. Opening Items

A. Record Attendance & Guests

B.

Call the Meeting to Order

Shannon Rutledge called a meeting of the board of directors of Atlanta Neighborhood Charter School to order on Thursday Nov 20, 2025 at 6:30 PM.

C. Public Comment

D. Approve Meeting Minutes from 10/9/25

Rebecca Wagner made a motion to approve the minutes from Governing Board Monthly Meeting on 10-09-25.

Drew Waddell seconded the motion.

The board **VOTED** unanimously to approve the motion.

II. School Leadership Updates

A. Principals' Open Forum

EC - CASE Conference, Scholastic Book Fair, trauma informed & resilient schools training (conscious discipline was part of the recommendations), working on expressing gratitude. Upcoming include prospective family info sessions, Winter Wonderland

MC - Native American Heritage Month, school play, end of semester coming up.

B. Executive Director's Monthly Report

Continuing improvements in proportion of kids from economically disadvantaged kids, CCRPI data out, charter renewal will be at APS January meeting

III. Action Items

A. 2027-2028 School Calendar

Rebecca Wagner made a motion to approve the 2027-2028 school calendar and start times.

Drew Waddell seconded the motion.

The board **VOTED** unanimously to approve the motion.

IV. Committee Updates

A. Educational Excellence Committee Monthly Report

B. Finance & Operations Committee Monthly Report

C. Advancement Committee Monthly Report

D. Governance Committee Update

LaNiesha Cobb Sanders made a motion to approve the nominations task force.
Duanne Davis seconded the motion.
The board **VOTED** unanimously to approve the motion.

V. Closing Items

A. Adjourn Meeting

There being no further business to be transacted, and upon motion duly made, seconded and approved, the meeting was adjourned at 7:18 PM.

Respectfully Submitted,
Shannon Rutledge

Coversheet

Executive Director's Monthly Report

| | |
|--------------------------|--|
| Section: | II. School Leadership Updates |
| Item: | B. Executive Director's Monthly Report |
| Purpose: | FYI |
| Submitted by: | |
| Related Material: | ED Reports 2025-2026.pdf |



Alastair Pullen, Executive Director
Board Reports
2025-2026

December 19, 2025

1. Budget Timeline for 26-27
2. Preliminary Survey Feedback
3. Charter Compliance Report

Upcoming APS Board Meeting

+Charter Renewal Vote

+Recognition for CCRPI-(EC: Content Mastery, Closing Gaps, Readiness; MC: Readiness)

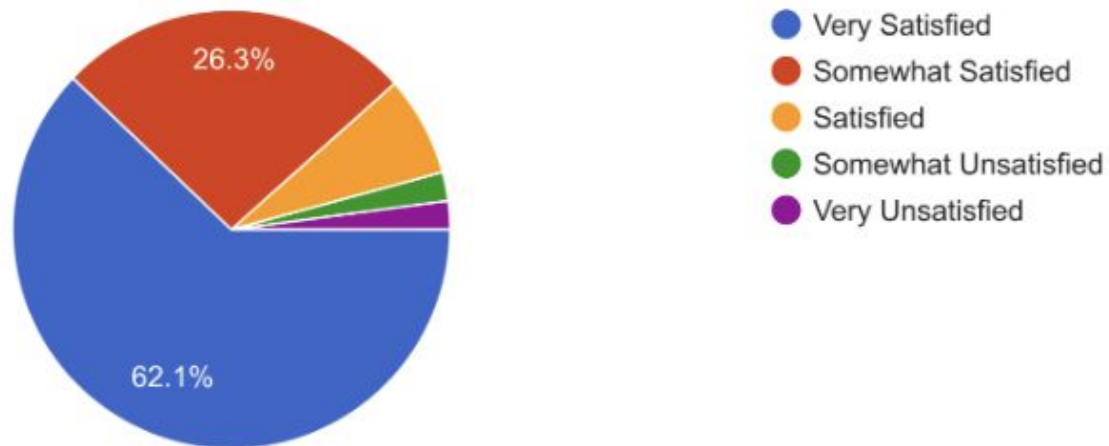
Budget Timeline 26-27

| Date | Topic |
|-----------------------|---|
| January 14, 2026 | Budget Kick-Off |
| January 15-February 6 | Teams complete budget worksheets |
| February 6 | Budget Worksheets Due |
| February 23 | Budget Decisions Determined ED and DFO |
| March 9 | Public Meeting #1: Finance and Operations Committee |
| March 17 | Share budget draft with staff |
| March 19 | Public Meeting #2: Full Board |
| March 23 | Issue contracts for '27 to Staff |
| March 30 | Deadline for staff to return contracts |

Preliminary Survey Data

Overall, I am satisfied with the quality of my students' education at ANCS.

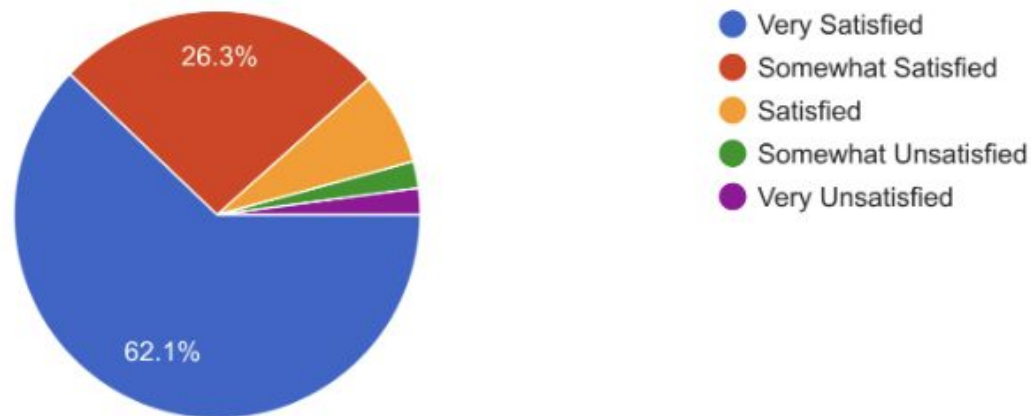
95 responses



Preliminary Survey Data

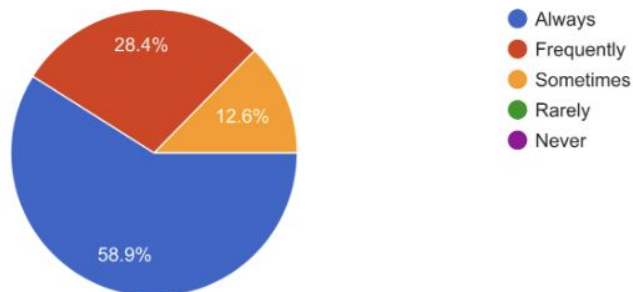
Overall, I am satisfied with the quality of my students' education at ANCS.

95 responses



Preliminary Survey Data

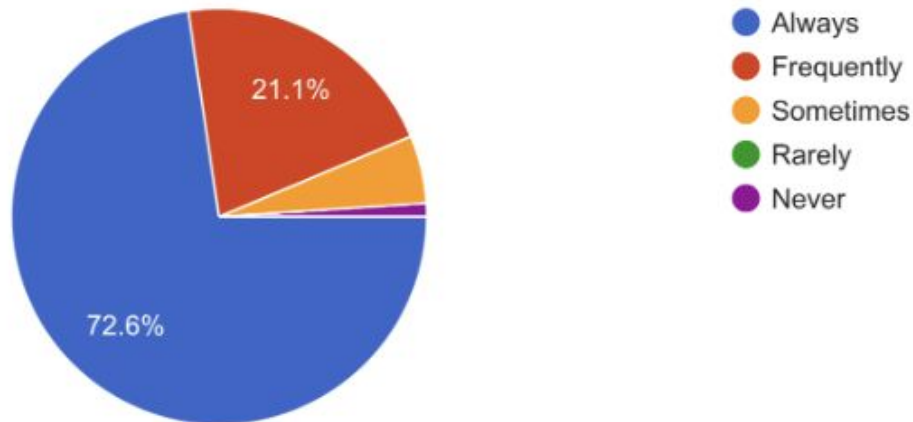
There are meaningful ways for me to be involved in the life of the school as a parent/guardian.
95 responses



Preliminary Survey Data

Overall, ANCS is an inclusive, supportive school community for my family.

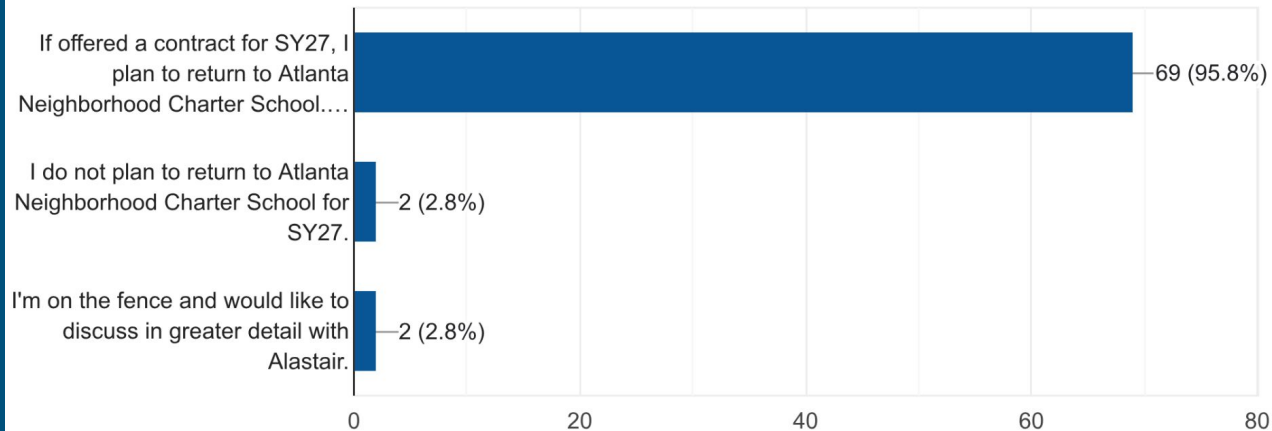
95 responses



Preliminary Intent to Return Data

Please check all of the appropriate responses.

72 responses



Key Takeaways

- +Responses commensurate with those from spring '25
- +Current response rate is 25% (95/376 families)
- +Open-ended questions frequently referenced the overall strength of the community and the nurturing environment cultivated in the classroom
- +Most frequent suggested areas for improvement: increase variety of food choices and extracurricular offerings

Selected Comments:

"My most valued things about ANCS: 2 teachers in each class, science of reading curriculum, morning meeting; Ideas to consider adding/improving: band or orchestra, foreign language, have a suggestion box in lobby or online for people to submit ideas, include brief summary points from board meetings in the Courier (i read the minutes but few people do & they really don't tell you much about what was discussed, so it's like a black box); also really appreciate the Exec Director's openness to feedback with office hours. Thank you!!"

"Great job. Great community."

"My child frequently won't eat b/c doesn't like the food. It is too adventurous for him. I know they are trying to expand horizons. I more interested in full belly."

"The only reason it isn't challenging for me to find childcare is that my mother lives near us and volunteers. I'm certain it's difficult for other families, but the school communicates extremely well and I'm happy for any professional development, in service days, or just plain rest for our awesome teachers and staff. Shout out to Ms. Delmar, the office staff, and everyone!! Thank you!!!!"

Charter Compliance Report

Highlights:

- +No legal compliance concerns at this time
- +Close to Full Enrollment (one empty seat in 8th grade)
- +Strong fiscal position with over 45 days of cash on hand
- +Met academic performance indicators 24-25 as determined by DOE

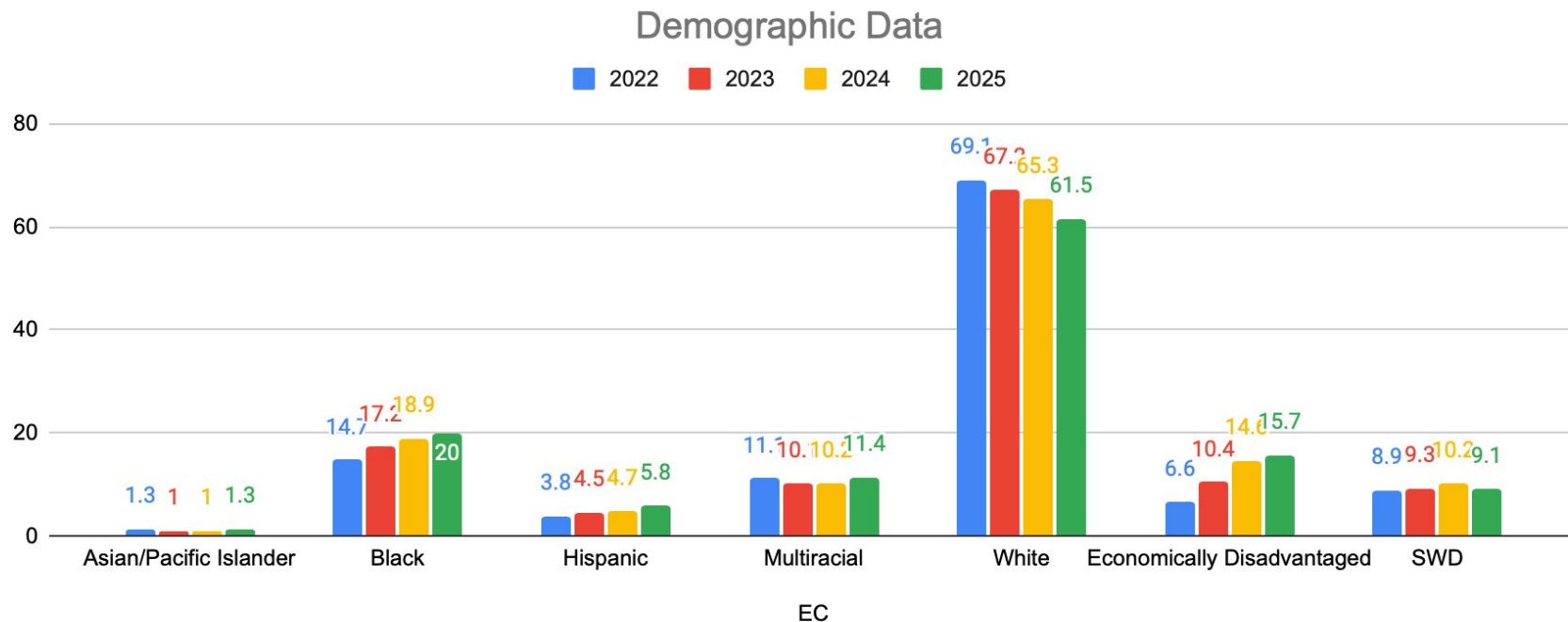
November 20, 2025

1. CCRPI Data*
2. ED Goals Update*
3. Cyber Security Update and Upcoming Changes
4. Save the Dates*

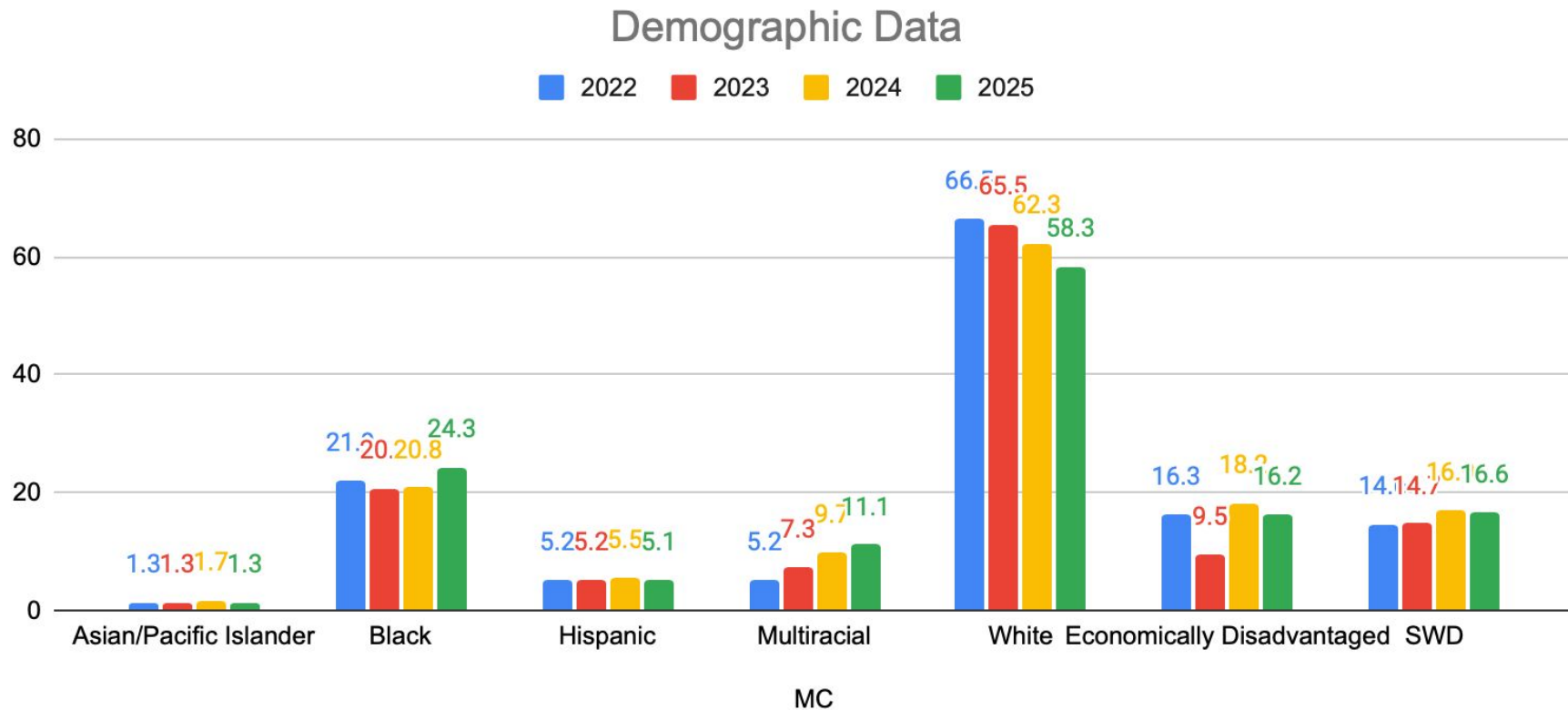
Update on Community Giving to Support Families Impacted by Government Shutdown

| | # of cards | Amount Donated | Amount Disseminated |
|----|------------|----------------|------------------------|
| EC | 45 | 2700 | |
| MC | 187 | 7105 | \$4150 (both campuses) |

Elementary Student Demographic Data



Middle Student Demographic Data



GaDOE Awards

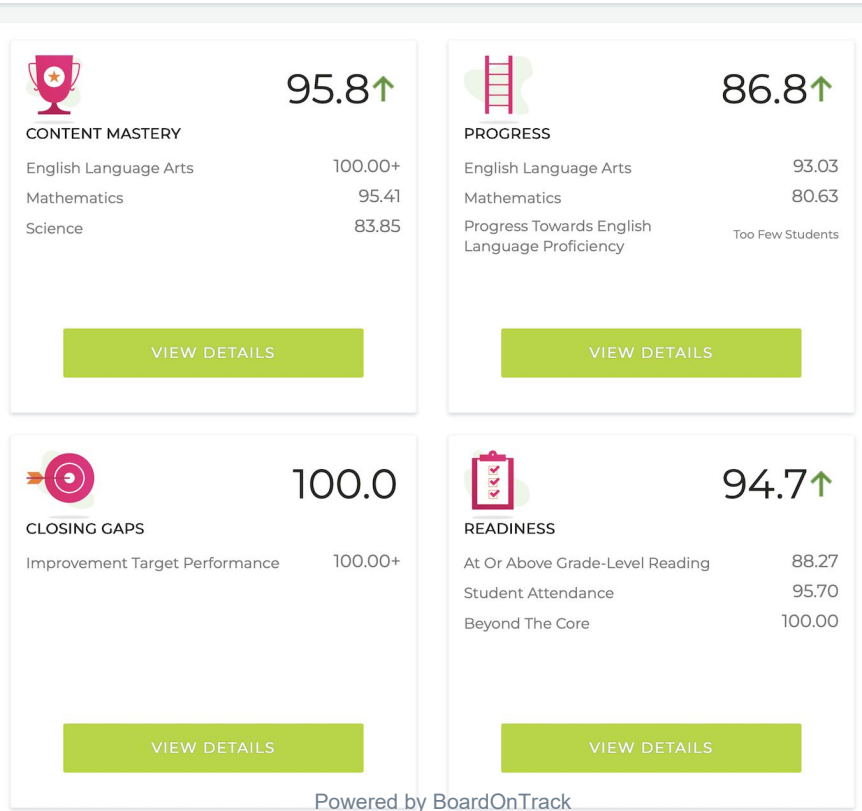
| | |
|------|--|
| | 2025 |
| Math | 8 th Grade Gateway Growth High School Achievement High School Growth |
| ELA | 3 rd Grade Gateway Achievement 3 rd Grade Gateway Growth 4 th Grade Growth 6 th Grade Gateway Growth 8 th Grade Achievement |

CCRPI-Additional Information and Resources

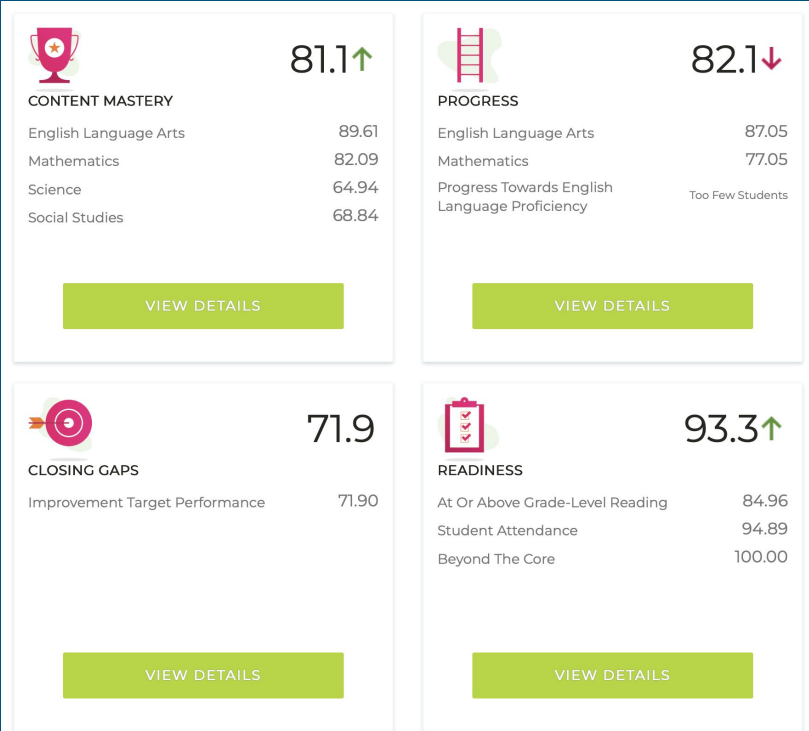
| | |
|-----------------|---|
| Content Mastery | Score given to the overall performance of students in a school on the EOY Milestones Assessment. |
| Progress | Score given to students based on how much growth they made from one year to the next when compared to “similar” students. |
| Closing Gaps | Score given based on whether subgroups meet the improvement target determined by the baseline year (in this case 2022). |
| Readiness | Score given based on a school’s literacy rate, attendance and course enrollment selection. |

[Terms, Definitions and FAQs](#)

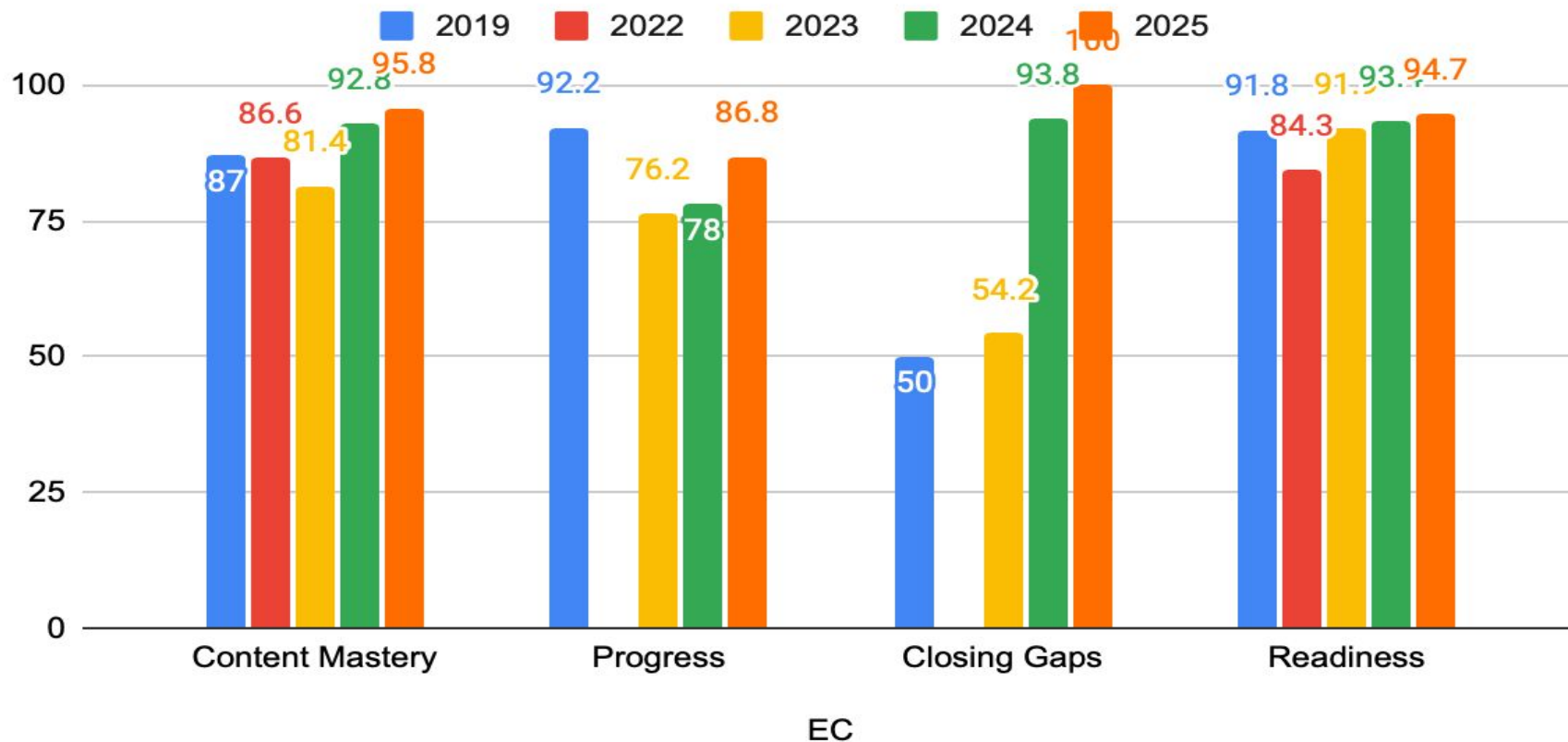
Score by Category: EC



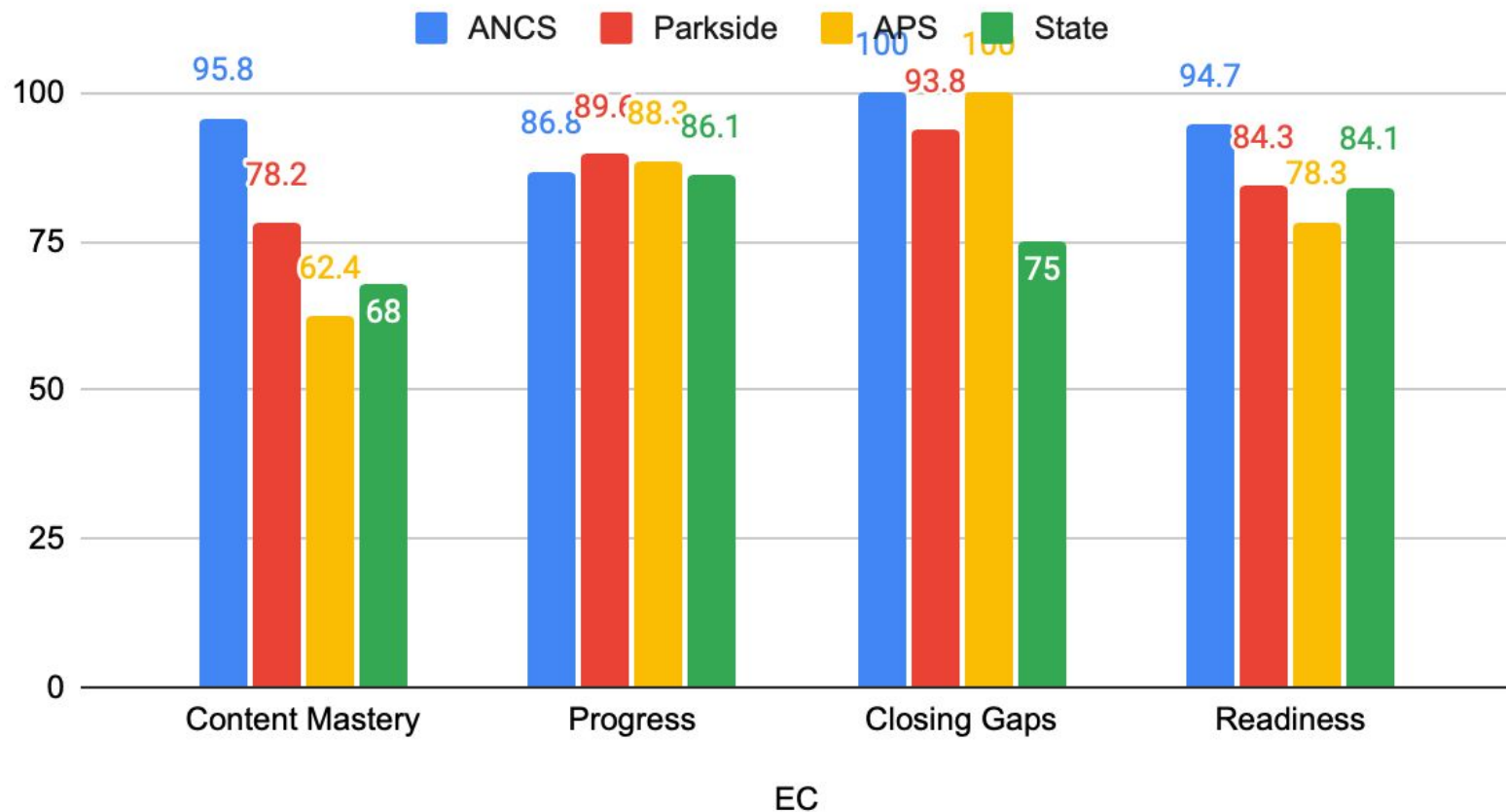
Score by Category: MC



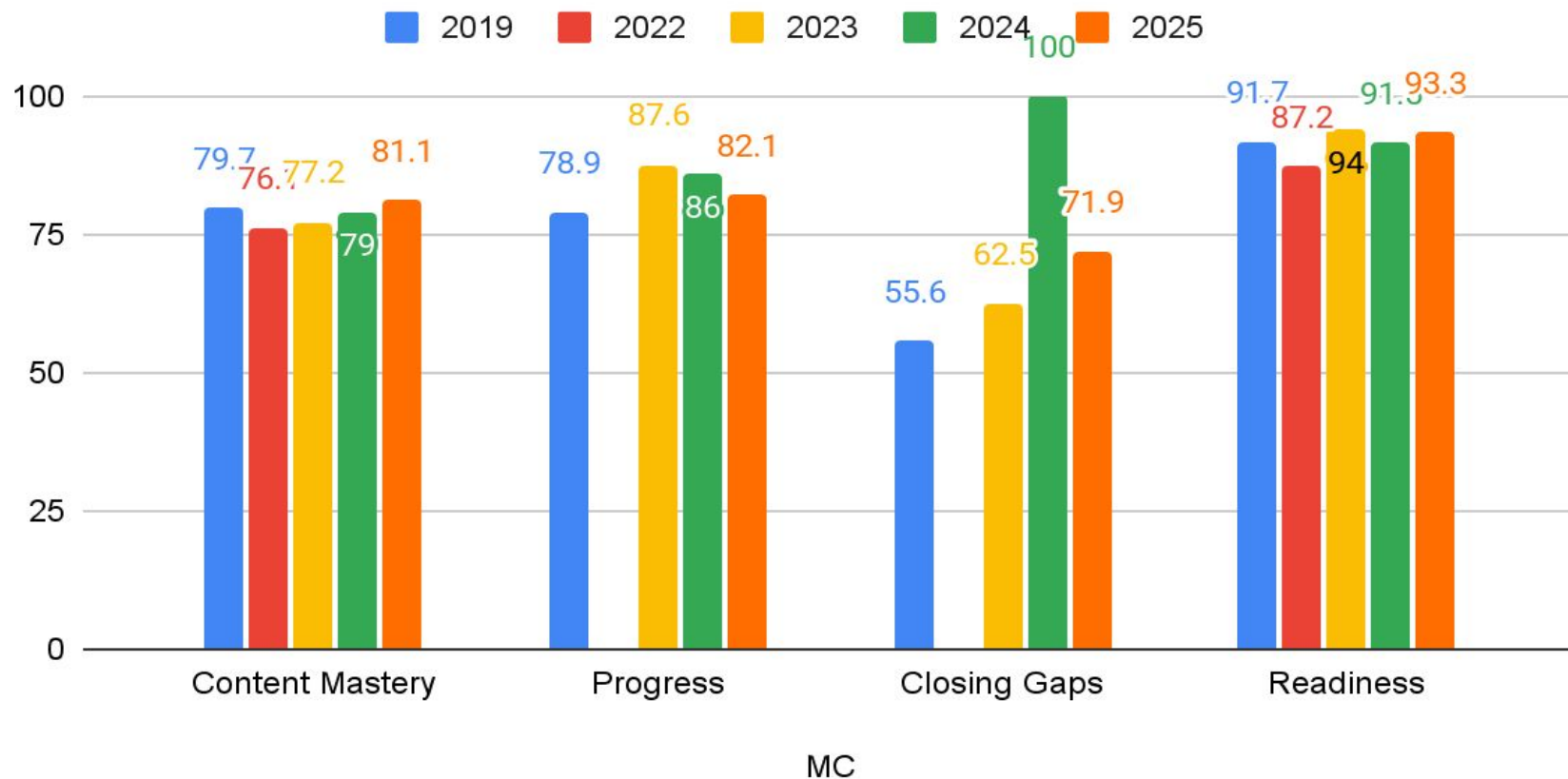
YOY CCRPI Component Scores for the EC



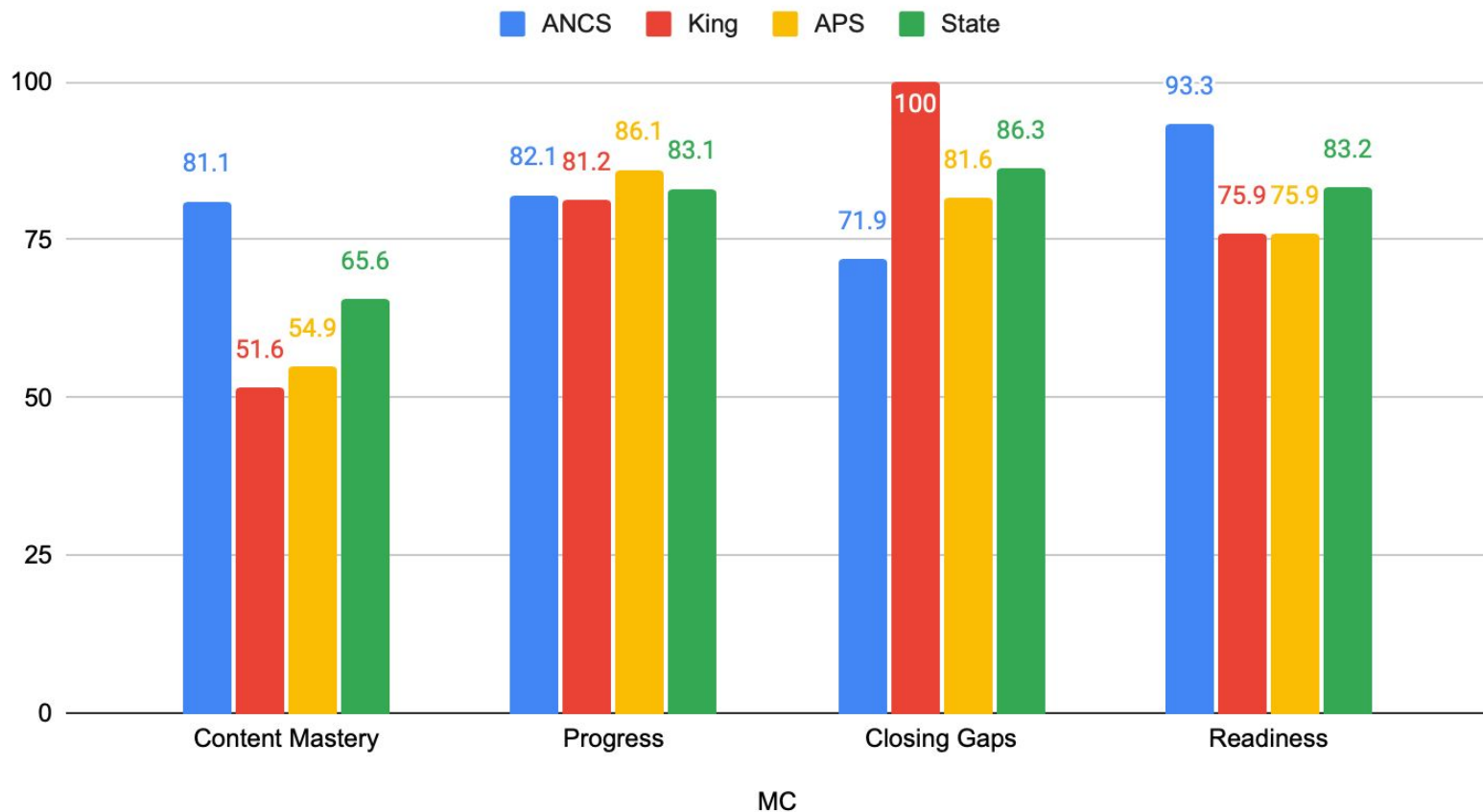
CCRPI 2025



YOY CCRPI Component Scores for the MC



CCRPI 2025



ED Goals Update

| Goal | Strategic Plan Alignment | Markers of Success | Forthcoming |
|-------------------|--------------------------|---|---|
| 1.Opportunity Gap | K-8 Unity | +’25 Milestones data shows subgroups outperforming district | +CCRPI Data Deep Dive +Winter MAP Analysis +Individualized Tutoring Determinations |
| 2. Gifted | K-8 Unity | +October FTE funding shows an additional 22 segments for gifted | +Identification of students to receive services for 26-27 +Provisional teacher certification |
| 3.Foundation | Community Engagement | +List of interested/potential parties in serving on board | +Farm Kick-off event in Spring +Legal Details and Official Paperwork +Board Vote |
| 4. MC Facilities | Facilities | +Completed Projects noted on doc | Ongoing <u>capital improvements</u> slated for spring and summer here |
| 5. Math Alignment | K-8 Unity | Pending | +Curriculum Review +Internal Audit of Practices(MC) |


Cyber Security Update

Based on the security breach on September 2, 2025, the following [actions](#) were taken. After posting an RFP and vetting multiple [proposals](#), the following vendor was selected for approval:


| Vendor | Cost | Services Provided |
|----------|---------------|---|
| K Logix | N/A | Cyber Risk Consulting |
| NuWave | \$25,200/year | network infrastructure design and management, cybersecurity, cloud computing, wireless systems, backup and disaster recovery, and on-demand help-desk support. |
| Inspiroz | \$55,740/year | IT, cybersecurity, virtual CIO/IT leadership, data & analytics, and major IT projects (e.g. facility expansions, device setups, network upgrades). They also offer specialized services for “EdTech” like Chromebook repair, application guidance, digital readiness assessments, and support for instructional technology. |

Save the Date

- +Mid-Year Survey: Released 12/2, 2 PM
- +Winter Wonderland at the EC: 12/10, 6PM
- +Charter Application for Board Vote by APS: January 2026
- +GCSA Conference: March 9-11, send email to Alastair if interested in attending



23rd Annual Georgia Charter Schools Conference



Announcing the 23rd Annual Georgia Charter Schools Conference

Registration is now open! [Reserve your spot](#) for the [2026 Georgia Charter Schools Conference](#), March 9–11 at the Atlanta Marriott Northwest at Galleria. Join school leaders, board members, business managers, educators, and advocates for the largest statewide gathering of Georgia's charter community.

Atlanta Neighborhood Charter School

2027-2028 School Calendar

| July 2027 | | | | | | |
|-----------|----|----|----|----|----|--|
| M | Tu | W | Th | F | Sa | |
| | | | 1 | 2 | 3 | |
| 5 | 6 | 7 | 8 | 9 | 10 | |
| 12 | 13 | 14 | 15 | 16 | 17 | |
| 19 | 20 | 21 | 22 | 23 | 24 | |
| 26 | 27 | 28 | 29 | 30 | 31 | |

| August 2027 | | | | | | |
|-------------|----|----|----|----|----|----|
| Su | M | Tu | W | Th | F | Sa |
| 1 | 2 | 3 | 4 | 5 | 6 | 7 |
| 8 | 9 | 10 | 11 | 12 | 13 | 14 |
| 15 | 16 | 17 | 18 | 19 | 20 | 21 |
| 22 | 23 | 24 | 25 | 26 | 27 | 28 |
| 29 | 30 | 31 | | | | |

| September 2027 | | | | | | |
|----------------|----|----|----|----|----|----|
| Su | M | Tu | W | Th | F | Sa |
| | | | 1 | 2 | 3 | 4 |
| 5 | 6 | 7 | 8 | 9 | 10 | 11 |
| 12 | 13 | 14 | 15 | 16 | 17 | 18 |
| 19 | 20 | 21 | 22 | 23 | 24 | 25 |
| 26 | 27 | 28 | 29 | 30 | | |

| October 2027 | | | | | | |
|--------------|----|----|----|----|----|--|
| M | Tu | W | Th | F | Sa | |
| | | | | 1 | 2 | |
| 4 | 5 | 6 | 7 | 8 | 9 | |
| 11 | 12 | 13 | 14 | 15 | 16 | |
| 18 | 19 | 20 | 21 | 22 | 23 | |
| 25 | 26 | 27 | 28 | 29 | 30 | |

| November 2027 | | | | | | |
|---------------|----|----|----|----|----|----|
| Su | M | Tu | W | Th | F | Sa |
| | 1 | 2 | 3 | 4 | 5 | 6 |
| 7 | 8 | 9 | 10 | 11 | 12 | 13 |
| 14 | 15 | 16 | 17 | 18 | 19 | 20 |
| 21 | 22 | 23 | 24 | 25 | 26 | 27 |
| 28 | 29 | 30 | | | | |

| December 2027 | | | | | | |
|---------------|----|----|----|----|----|----|
| Su | M | Tu | W | Th | F | Sa |
| | | | 1 | 2 | 3 | 4 |
| 5 | 6 | 7 | 8 | 9 | 10 | 11 |
| 12 | 13 | 14 | 15 | 16 | 17 | 18 |
| 19 | 20 | 21 | 22 | 23 | 24 | 25 |
| 26 | 27 | 28 | 29 | 30 | 31 | |

| January 2028 | | | | | | |
|--------------|----|----|----|----|----|--|
| M | Tu | W | Th | F | Sa | |
| | | | | | 1 | |
| 3 | 4 | 5 | 6 | 7 | 8 | |
| 10 | 11 | 12 | 13 | 14 | 15 | |
| 17 | 18 | 19 | 20 | 21 | 22 | |
| 24 | 25 | 26 | 27 | 28 | 29 | |
| 31 | | | | | | |

| February 2028 | | | | | | |
|---------------|----|----|----|----|----|----|
| Su | M | Tu | W | Th | F | Sa |
| | | 1 | 2 | 3 | 4 | 5 |
| 6 | 7 | 8 | 9 | 10 | 11 | 12 |
| 13 | 14 | 15 | 16 | 17 | 18 | 19 |
| 20 | 21 | 22 | 23 | 24 | 25 | 26 |
| 27 | 28 | 29 | | | | |

| March 2028 | | | | | | |
|------------|----|----|----|----|----|----|
| Su | M | Tu | W | Th | F | Sa |
| | | | 1 | 2 | 3 | 4 |
| 5 | 6 | 7 | 8 | 9 | 10 | 11 |
| 12 | 13 | 14 | 15 | 16 | 17 | 18 |
| 19 | 20 | 21 | 22 | 23 | 24 | 25 |
| 26 | 27 | 28 | 29 | 30 | 31 | |

| April 2028 | | | | | | |
|------------|----|----|----|----|----|--|
| M | Tu | W | Th | F | Sa | |
| | | | | | 1 | |
| 3 | 4 | 5 | 6 | 7 | 8 | |
| 10 | 11 | 12 | 13 | 14 | 15 | |
| 17 | 18 | 19 | 20 | 21 | 22 | |
| 24 | 25 | 26 | 27 | 28 | 29 | |

| May 2028 | | | | | | |
|----------|----|----|----|----|----|----|
| Su | M | Tu | W | Th | F | Sa |
| | 1 | 2 | 3 | 4 | 5 | 6 |
| 7 | 8 | 9 | 10 | 11 | 12 | 13 |
| 14 | 15 | 16 | 17 | 18 | 19 | 20 |
| 21 | 22 | 23 | 24 | 25 | 26 | 27 |
| 28 | 29 | 30 | 31 | | | |

| June 2028 | | | | | | |
|-----------|----|----|----|----|----|----|
| Su | M | Tu | W | Th | F | Sa |
| | | | | 1 | 2 | 3 |
| 4 | 5 | 6 | 7 | 8 | 9 | 10 |
| 11 | 12 | 13 | 14 | 15 | 16 | 17 |
| 18 | 19 | 20 | 21 | 22 | 23 | 24 |
| 25 | 26 | 27 | 28 | 29 | 30 | |

| | |
|---|-----|
|  Regular School Day | 179 |
|  Teacher Workday | 9 |
|  Asynchronous + PD | 2 |
|  School Closed/Holiday | |

Instructional Days (In-person)

| | |
|---------|--------|
| 0 Jul | 19 Jan |
| 21 Aug | 16 Feb |
| 21 Sept | 22 Mar |
| 16 Oct | 15 Apr |
| 16 Nov | 20 May |
| 13 Dec | |

+Open House Is on a Monday

+Day 1 on a Tuesday

+Virtual Days are election days

+Student end date is before Memorial Day

Proposed Start Times 27-28

| | EC | MC |
|------------------------------|--------|-----------|
| Doors Open | 7:30 | 8 |
| School Hours (M, Tu, Th, FR) | 8-2:40 | 8:30-3:10 |
| School Hours (Wed) | 8-1:30 | 8:30-2 |

October 9, 2026

1. MAP Data: Fall
2. Calendar for 2027-2028 SY
3. Charter Renewal Update and Next Steps

MAP: An Introduction



What MAP Is:

- +a test that measures student growth
- +can be a predictor of Milestones performance
- +calculates a percentile score based on student averages across the nation
- +adapts based on if a student correctly answers the question prior

What MAP Isn't:

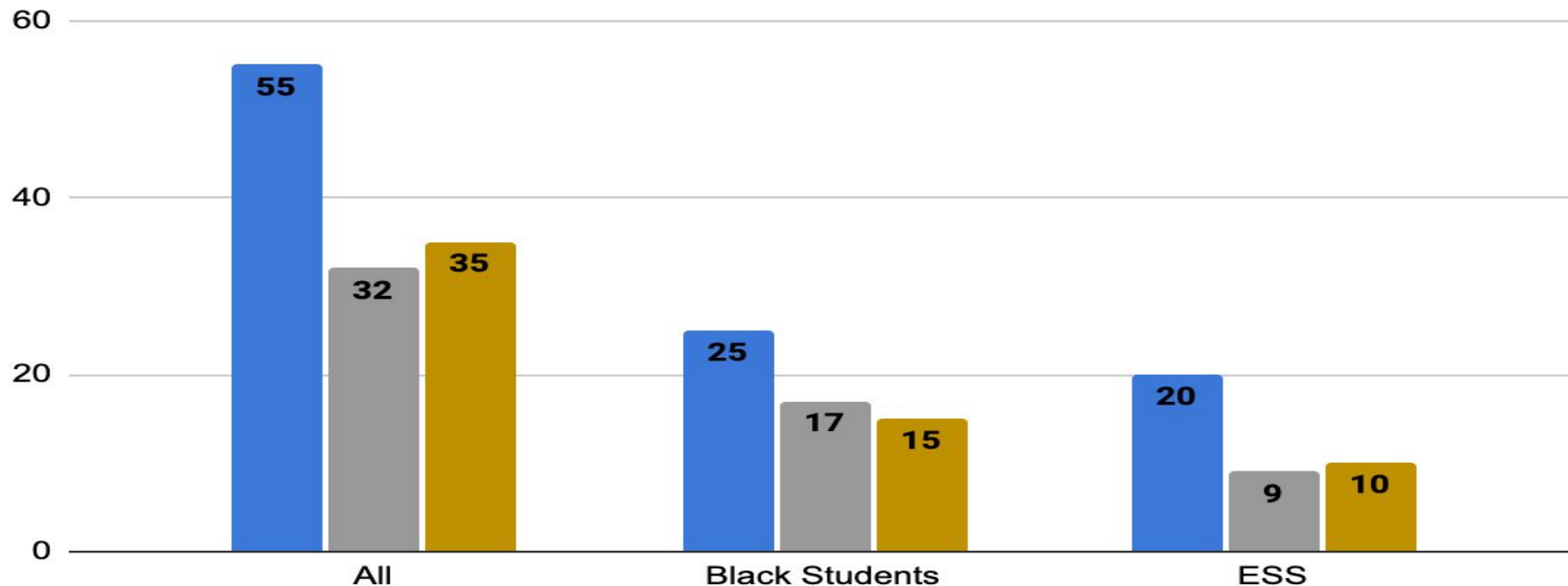
MAP DOES NOT:

- +measures a students' understanding of particular GA standards
- +reflect the totality of a students' skills and/or abilities.
- +simply focus on achievement

MAP Predictive Performance 2nd-8th

Math MAP Fall Prof. and Above Predictors

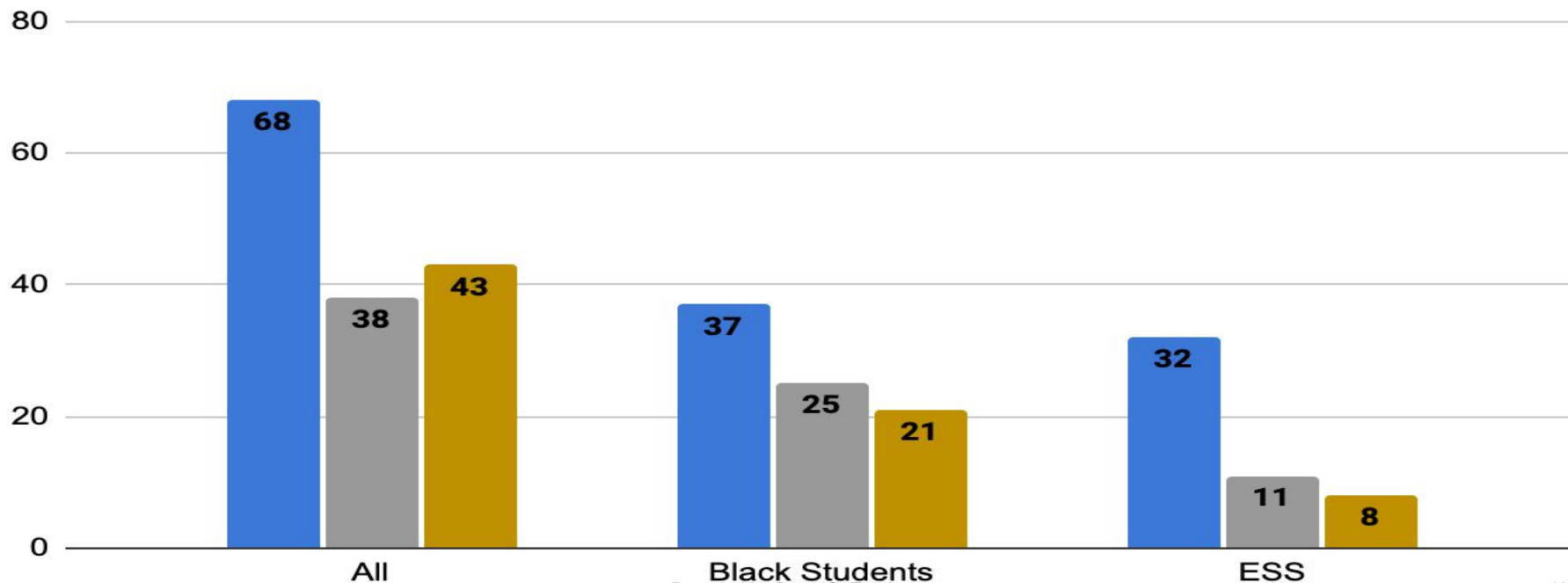
■ ANCS ■ APS ■ Parkside/King



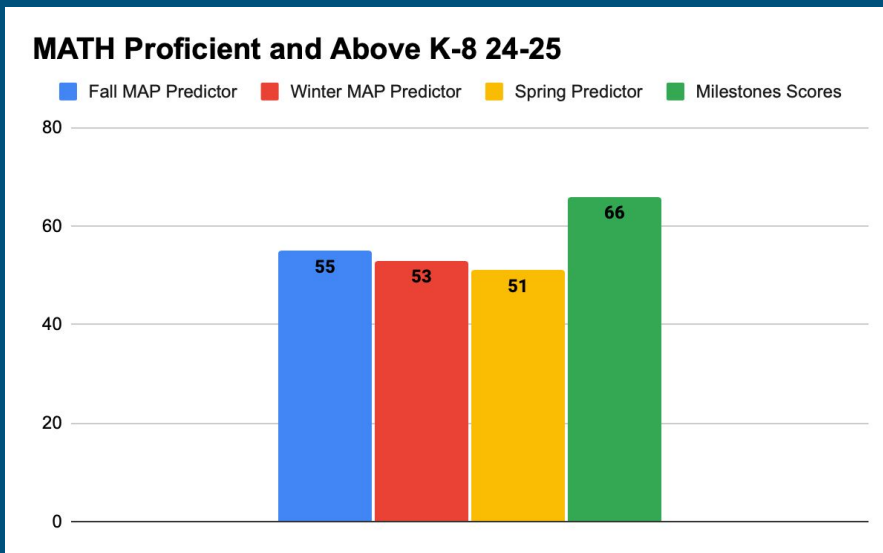
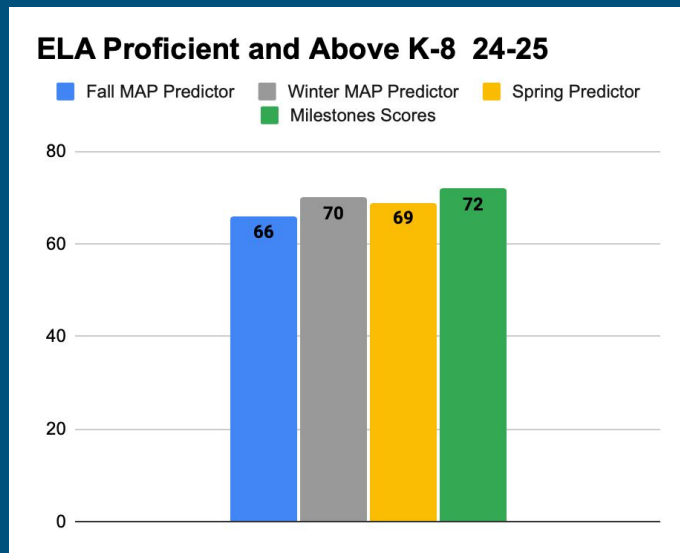
MAP Predictive Performance 2nd-8th

ELA MAP Fall Prof. and Above Predictors

■ ANCS ■ APS ■ Parkside/King



MAP as a Predictor of Milestones Performance



Key Takeaways:

- +Teachers use MAP to adjust instruction, create small groups, and craft specialized instruction
- +MAP helps identify certain skills, not standards, that students are mastering and/or lacking
- +MAP measures growth year over year and between assessments

Calendar Approval for 27-28

- +Last year we approved the calendar for 25-26 and 26-27
- +Moving forward, the goal is to approve the calendar 1 ½ years out, as opposed to ½ year out.
- +Goal is to create consistent structure each year with as little variation as possible and as closely aligned to APS as makes reasonable sense.

Building the Calendar around Labor Day and Memorial Day

| SY | First Day of School | Last Day of School | Memorial Day |
|-------|---------------------|--------------------|--------------|
| 25-26 | July 29 | May 22 | May 25* |
| 26-27 | August 4 | May 28 | May 31* |
| 27-28 | August 3 | May 26 | May 29 |
| 28-29 | August 1 | May 25 | May 28 |
| 29-30 | July 31 | May 24 | May 27 |
| 30-31 | July 30 | May 23 | May 26 |

Calendar for 26-27 (already approved)

| July 2026 | | | | | | |
|-----------|----|----|----|----|----|----|
| S | M | T | W | Th | F | S |
| | | | 1 | 2 | 3 | 4 |
| 5 | 6 | 7 | 8 | 9 | 10 | 11 |
| 12 | 13 | 14 | 15 | 16 | 17 | 18 |
| 19 | 20 | 21 | 22 | 23 | 24 | 25 |
| 26 | 27 | 28 | 29 | 30 | 31 | |

4 Independence Day
22-24 New Employee Orientation
27-31 Faculty & Staff Workday

| August 2026 | | | | | | |
|-------------|----|----|----|----|----|----|
| S | M | T | W | Th | F | S |
| | | | | | | 1 |
| 2 | 3 | 4 | 5 | 6 | 7 | 8 |
| 9 | 10 | 11 | 12 | 13 | 14 | 15 |
| 16 | 17 | 18 | 19 | 20 | 21 | 22 |
| 23 | 24 | 25 | 26 | 27 | 28 | 29 |
| 30 | 31 | | | | | |

3 Faculty & Staff Workday
4 First Day of School

| September 2026 | | | | | | |
|----------------|----|----|----|----|----|----|
| S | M | T | W | Th | F | S |
| | | 1 | 2 | 3 | 4 | 5 |
| 6 | 7 | 8 | 9 | 10 | 11 | 12 |
| 13 | 14 | 15 | 16 | 17 | 18 | 19 |
| 20 | 21 | 22 | 23 | 24 | 25 | 26 |
| 27 | 28 | 29 | 30 | | | |

7 Labor Day

| October 2026 | | | | | | |
|--------------|----|----|----|----|----|----|
| S | M | T | W | Th | F | S |
| | | | | 1 | 2 | 3 |
| 4 | 5 | 6 | 7 | 8 | 9 | 10 |
| 11 | 12 | 13 | 14 | 15 | 16 | 17 |
| 18 | 19 | 20 | 21 | 22 | 23 | 24 |
| 25 | 26 | 27 | 28 | 29 | 30 | 31 |

12-15 Fall Break
16 Faculty & Staff Workday

| November 2026 | | | | | | |
|---------------|----|----|----|----|----|----|
| S | M | T | W | Th | F | S |
| 1 | 2 | 3 | 4 | 5 | 6 | 7 |
| 8 | 9 | 10 | 11 | 12 | 13 | 14 |
| 15 | 16 | 17 | 18 | 19 | 20 | 21 |
| 22 | 23 | 24 | 25 | 26 | 27 | 28 |
| 29 | 30 | | | | | |

3 Faculty & Staff Workday + Asynchronous Learning
23-27 Thanksgiving Break

| December 2026 | | | | | | |
|---------------|----|----|----|----|----|----|
| S | M | T | W | Th | F | S |
| | | 1 | 2 | 3 | 4 | 5 |
| 6 | 7 | 8 | 9 | 10 | 11 | 12 |
| 13 | 14 | 15 | 16 | 17 | 18 | 19 |
| 20 | 21 | 22 | 23 | 24 | 25 | 26 |
| 27 | 28 | 29 | 30 | 31 | | |

18 Last Day of 1st Semester (Early Dismissal)
21-31 Winter Break

| January 2027 | | | | | | |
|--------------|----|----|----|----|----|----|
| S | M | T | W | Th | F | S |
| | | | | | 1 | 2 |
| 3 | 4 | 5 | 6 | 7 | 8 | 9 |
| 10 | 11 | 12 | 13 | 14 | 15 | 16 |
| 17 | 18 | 19 | 20 | 21 | 22 | 23 |
| 24 | 25 | 26 | 27 | 28 | 29 | 30 |
| 31 | | | | | | |

1 Winter Break
4 Faculty & Staff Workday
5 First Day of 2nd Semester
19 Martin Luther King Jr. Day

| February 2027 | | | | | | |
|---------------|----|----|----|----|----|----|
| S | M | T | W | Th | F | S |
| | | | | | | 1 |
| 2 | 3 | 4 | 5 | 6 | 7 | 8 |
| 9 | 10 | 11 | 12 | 13 | 14 | 15 |
| 16 | 17 | 18 | 19 | 20 | 21 | 22 |
| 23 | 24 | 25 | 26 | 27 | 28 | 29 |
| 30 | | | | | | |

15-19 Mid-Winter Break

| March 2027 | | | | | | |
|------------|----|----|----|----|----|----|
| S | M | T | W | Th | F | S |
| | | 1 | 2 | 3 | 4 | 5 |
| 6 | 7 | 8 | 9 | 10 | 11 | 12 |
| 13 | 14 | 15 | 16 | 17 | 18 | 19 |
| 20 | 21 | 22 | 23 | 24 | 25 | 26 |
| 27 | 28 | 29 | 30 | 31 | | |

16 Faculty & Staff Workday + Asynchronous Learning

| April 2027 | | | | | | |
|------------|----|----|----|----|----|----|
| S | M | T | W | Th | F | S |
| | | | | 1 | 2 | 3 |
| 4 | 5 | 6 | 7 | 8 | 9 | 10 |
| 11 | 12 | 13 | 14 | 15 | 16 | 17 |
| 18 | 19 | 20 | 21 | 22 | 23 | 24 |
| 25 | 26 | 27 | 28 | 29 | 30 | |

5-9 Spring Break

| May 2027 | | | | | | |
|----------|----|----|----|----|----|----|
| S | M | T | W | Th | F | S |
| | | | | | | 1 |
| 2 | 3 | 4 | 5 | 6 | 7 | 8 |
| 9 | 10 | 11 | 12 | 13 | 14 | 15 |
| 16 | 17 | 18 | 19 | 20 | 21 | 22 |
| 23 | 24 | 25 | 26 | 27 | 28 | 29 |
| 30 | 31 | | | | | |

28 Last Day of School (Early Dismissal)
31 Memorial Day

| June 2027 | | | | | | |
|-----------|----|----|----|----|----|----|
| S | M | T | W | Th | F | S |
| | 1 | 2 | 3 | 4 | 5 | 6 |
| 7 | 8 | 9 | 10 | 11 | 12 | 13 |
| 14 | 15 | 16 | 17 | 18 | 19 | 20 |
| 21 | 22 | 23 | 24 | 25 | 26 | 27 |
| 28 | 29 | 30 | | | | |

1 Faculty & Staff Workday
18 Juneteenth

Approved 10/24/2024

Atlanta Neighborhood Charter School

2027-2028 School Calendar

| July 2027 | | | | | | |
|-----------|----|----|----|----|----|--|
| M | Tu | W | Th | F | Sa | |
| | | | 1 | 2 | 3 | |
| 5 | 6 | 7 | 8 | 9 | 10 | |
| 12 | 13 | 14 | 15 | 16 | 17 | |
| 19 | 20 | 21 | 22 | 23 | 24 | |
| 26 | 27 | 28 | 29 | 30 | 31 | |

| August 2027 | | | | | | |
|-------------|----|----|----|----|----|----|
| Su | M | Tu | W | Th | F | Sa |
| 1 | 2 | 3 | 4 | 5 | 6 | 7 |
| 8 | 9 | 10 | 11 | 12 | 13 | 14 |
| 15 | 16 | 17 | 18 | 19 | 20 | 21 |
| 22 | 23 | 24 | 25 | 26 | 27 | 28 |
| 29 | 30 | 31 | | | | |

| September 2027 | | | | | | |
|----------------|----|----|----|----|----|----|
| Su | M | Tu | W | Th | F | Sa |
| | | | 1 | 2 | 3 | 4 |
| 5 | 6 | 7 | 8 | 9 | 10 | 11 |
| 12 | 13 | 14 | 15 | 16 | 17 | 18 |
| 19 | 20 | 21 | 22 | 23 | 24 | 25 |
| 26 | 27 | 28 | 29 | 30 | | |

| October 2027 | | | | | | |
|--------------|----|----|----|----|----|--|
| M | Tu | W | Th | F | Sa | |
| | | | | 1 | 2 | |
| 4 | 5 | 6 | 7 | 8 | 9 | |
| 11 | 12 | 13 | 14 | 15 | 16 | |
| 18 | 19 | 20 | 21 | 22 | 23 | |
| 25 | 26 | 27 | 28 | 29 | 30 | |

| November 2027 | | | | | | |
|---------------|----|----|----|----|----|----|
| Su | M | Tu | W | Th | F | Sa |
| | 1 | 2 | 3 | 4 | 5 | 6 |
| 7 | 8 | 9 | 10 | 11 | 12 | 13 |
| 14 | 15 | 16 | 17 | 18 | 19 | 20 |
| 21 | 22 | 23 | 24 | 25 | 26 | 27 |
| 28 | 29 | 30 | | | | |

| December 2027 | | | | | | |
|---------------|----|----|----|----|----|----|
| Su | M | Tu | W | Th | F | Sa |
| | | | 1 | 2 | 3 | 4 |
| 5 | 6 | 7 | 8 | 9 | 10 | 11 |
| 12 | 13 | 14 | 15 | 16 | 17 | 18 |
| 19 | 20 | 21 | 22 | 23 | 24 | 25 |
| 26 | 27 | 28 | 29 | 30 | 31 | |

| January 2028 | | | | | | |
|--------------|----|----|----|----|----|--|
| M | Tu | W | Th | F | Sa | |
| | | | | | 1 | |
| 3 | 4 | 5 | 6 | 7 | 8 | |
| 10 | 11 | 12 | 13 | 14 | 15 | |
| 17 | 18 | 19 | 20 | 21 | 22 | |
| 24 | 25 | 26 | 27 | 28 | 29 | |
| 31 | | | | | | |

| February 2028 | | | | | | |
|---------------|----|----|----|----|----|----|
| Su | M | Tu | W | Th | F | Sa |
| | | 1 | 2 | 3 | 4 | 5 |
| 6 | 7 | 8 | 9 | 10 | 11 | 12 |
| 13 | 14 | 15 | 16 | 17 | 18 | 19 |
| 20 | 21 | 22 | 23 | 24 | 25 | 26 |
| 27 | 28 | 29 | | | | |

| March 2028 | | | | | | |
|------------|----|----|----|----|----|----|
| Su | M | Tu | W | Th | F | Sa |
| | | | 1 | 2 | 3 | 4 |
| 5 | 6 | 7 | 8 | 9 | 10 | 11 |
| 12 | 13 | 14 | 15 | 16 | 17 | 18 |
| 19 | 20 | 21 | 22 | 23 | 24 | 25 |
| 26 | 27 | 28 | 29 | 30 | 31 | |

| April 2028 | | | | | | |
|------------|----|----|----|----|----|--|
| M | Tu | W | Th | F | Sa | |
| | | | | | 1 | |
| 3 | 4 | 5 | 6 | 7 | 8 | |
| 10 | 11 | 12 | 13 | 14 | 15 | |
| 17 | 18 | 19 | 20 | 21 | 22 | |
| 24 | 25 | 26 | 27 | 28 | 29 | |

| May 2028 | | | | | | |
|----------|----|----|----|----|----|----|
| Su | M | Tu | W | Th | F | Sa |
| | 1 | 2 | 3 | 4 | 5 | 6 |
| 7 | 8 | 9 | 10 | 11 | 12 | 13 |
| 14 | 15 | 16 | 17 | 18 | 19 | 20 |
| 21 | 22 | 23 | 24 | 25 | 26 | 27 |
| 28 | 29 | 30 | 31 | | | |

| June 2028 | | | | | | |
|-----------|----|----|----|----|----|----|
| Su | M | Tu | W | Th | F | Sa |
| | | | | 1 | 2 | 3 |
| 4 | 5 | 6 | 7 | 8 | 9 | 10 |
| 11 | 12 | 13 | 14 | 15 | 16 | 17 |
| 18 | 19 | 20 | 21 | 22 | 23 | 24 |
| 25 | 26 | 27 | 28 | 29 | 30 | |

| | |
|---|-----|
|  Regular School Day | 179 |
|  Teacher Workday | 9 |
|  Asynchronous + PD | 2 |
|  School Closed/Holiday | |

Instructional Days (In-person)

| | |
|---------|--------|
| 0 Jul | 19 Jan |
| 21 Aug | 16 Feb |
| 21 Sept | 22 Mar |
| 16 Oct | 15 Apr |
| 16 Nov | 20 May |
| 13 Dec | |

+Open House Is on a Monday

+Day 1 on a Tuesday

+Virtual Days are election days

+Student end date is before Memorial Day

Charter Renewal Updates and Next Steps

- +Site Visit: September 25
- +Board Capacity Interview: October 2
- +Follow up Questions Received and To Be Answered: October 3-10
- +Recommendation to Board to Approve/Deny: November or December
- +Upon Recommendation from APS→State Review and Adherence early 2026

September 18, 2025

1. Charter Compliance Report
2. Strategic Plan Focus and Update for 25-26
3. Updates
4. Celebrations and Successes: First 6 Weeks



Charter Compliance Report (cont.)

| Charter Compliance Report: ANCS 2025-2026 | | | | | |
|---|---------------------------|--|---|---|---|
| File Edit View Insert Format Data Tools Extensions Help | | | | | |
| 100% 123 Defau... 10 B I A | | | | | |
| D18 | | | | | |
| A | B | C | D | E | F |
| | Farm Program | <p>Students at the EC engaged in farm rotation as part of related arts, Focus this year is the farm club at the MC, Farm specialists working collaboratively with MC teachers to integrate farm into the classroom,</p> <p>Yes--will determine weight to achieve charter goal in December prior to lottery</p> | | | |
| | Weighted Lottery | | | | |
| Enrollment Data | K-8: 628 | 626 (1 vacancy in 7th, 1 vacancy in 8th) | | | |
| Legal Compliance | APS and GA DOE Compliance | Yes-full compliance, finger printing and background checks complete | | | |

Retention Updates

Overall Student Retention Rate: 95.9%

Current Staff Retention Rate 2025: 94.12%*

*Offered and Returned Contracts

ED Student Retention Data YoY

| | ED Student Retention Rate* | Non-ED Student Retention Rate |
|-----------|----------------------------|-------------------------------|
| 2021-2022 | 91.5 | 96.5 |
| 2022-2023 | 96.6 | 95 |
| 2023-2024 | 93.5 | 96.9 |
| 2024-2025 | 94.8 | 96.5 |
| 2025-2026 | 93.9 | 95.9 |

*Retention determined by whether a student previously enrolled was enrolled by August 1 of the school year listed. Data comes from APS Graphs which tracks data reported to the State.

Retention Rate: Personnel

| | 2023-2024 | 2024-2025 | 2025-2026 |
|----------------|-----------|-----------|-----------|
| # of Staff | 132 | 136 | 128 |
| Retention Rate | 86% | 95% | 94.12 |

Tenure Bonus Update

| | # of Recipients |
|---------------|----------------------------|
| 5 Years | 6 |
| 7 Years | 5 |
| 10 years | 5 |
| 12 years | 5 |
| 15 years | 5 |
| 18 years | 3 |
| 20 years | 4 |
| Total Amount: | \$192,000 for 33 employees |

Strategic Planning Foci and Priorities for 25-26

Unified K-8 Experience

- +K-8 Math Alignment, New Math Program Adoption
- +Gifted Services Roll Out

Innovative School Features

- +Farm, Conscious Discipline Trainings, PTCA “Neighborhood” Affinity Groups

Facilities Improvements

- +Comprehensive Plan for MC with focus on athletics space

Community Engagement

- +Music Fest, New Partnership with Oakland, Teacher Leader Partnership with KSU

Other Updates

- +PTCA held its first meeting of the year with over 100 attendees on 8/12
- +Over 150 parents and caregivers in attendance at EC Curriculum Night on 8/27
- +Over 50 parents and caregivers in attendance at MC Meet the Family Night on 9/4
- +Over 100 attendees at 1st Friday Coffee on 8/1 and 9/5 combined
- +Hosted KSU Team for School Visit to Align Aspiring Leaders with KSU courses for credit
- +RFP for Cybersecurity and Server Maintenance Forthcoming

Celebrations and Successes from the First 6 Weeks

- +Received an Award from the State for Excellence in Nutrition (one of a handful of schools statewide)
- +Last year's 3rd graders were #3 in the State of Georgia for Percentage of Students at Proficient or Above on Georgia Milestones
- +Selected as a member of Metro Resa's advisory program for teacher preparation
- +Aspiring Leaders expanded for this year and now includes teacher leaders from KIPP in addition to Wesley and ANCS

August 21, 2025

1. ED Goals
2. Milestones Data: The Embargo Has Been Lifted
3. Enrollment Update



ED Goals

2025-2026

Goal 1: By Spring 2026, reduce the opportunity gap by 3 percentage points as determined by spring MAP (*Unified K-8*)*

Goal 2: By June 2026, establish and implement gifted services to improve academic achievement and increase revenue so that the program is fully operational by SY26-27 (*Unified K-8*)

Goal 3: By June 2026, create a foundation to support ANCS fundraising, complete with a separate advisory board, to begin raising funds in SY 26-27 (*Community Engagement*)

Goal 4: By January 2026, create a comprehensive facilities plan for building improvements at the MC (*Innovative Features, Facilities Improvements*)

Goal 5: By June 30, 2026, Create a plan for mathematics instruction K-8 that positions where in-person algebra in 8th grade becomes the default, not the exception. (*Unified K-8*)

**Corresponds to strategic plan initiative*

Milestones Quick Overview

+End of Year Test in the following grades/subjects:

3rd grade: ELA, Math

4th grade: ELA, Math

5th grade: ELA, Math, Science

6th grade: ELA, Math

7th grade: ELA, Math

8th grade: ELA, Math, Science, Social Studies

+Students score in one of four categories:

Beginning Learner, Developing Learner, Proficient, Distinguished

Key Takeaways

- +Consistently outperform the State and District in all Grades and all Subjects
- +Disaggregated data illustrates ANCS subgroups consistently outperform subgroups as a whole in APS, where as non-ED students do not.
- +Double digit gains in ELA and Math for ED and Black students at the EC*
- +Additional Focus on Math for Upcoming School Year

Comparison to District by Grade

Milestone Grade and Subject Comparison: District

| District | display subj.. | Grade | Year | Comparison G.. | | | | |
|----------|----------------|-------|------|----------------|-----|-----|-----|-----|
| District | ELA | 3 | 2025 | All | 40% | 25% | 21% | 14% |
| | | 4 | 2025 | All | 38% | 24% | 22% | 16% |
| | | 5 | 2025 | All | 32% | 29% | 26% | 13% |
| | | 6 | 2025 | All | 41% | 23% | 25% | 12% |
| | | 7 | 2025 | All | 40% | 26% | 25% | 9% |
| | | 8 | 2025 | All | 34% | 33% | 21% | 11% |
| | Math | 3 | 2025 | All | 21% | 38% | 27% | 14% |
| | | 4 | 2025 | All | 27% | 32% | 23% | 18% |
| | | 5 | 2025 | All | 37% | 28% | 21% | 15% |
| | | 6 | 2025 | All | 36% | 38% | 16% | 10% |

Milestone Grade and Subject Comparison for All

| | | | | | | | | |
|-----------------|------|---|------|-----|-----|-----|-----|-----|
| ANCS Elementary | ELA | 3 | 2025 | All | 5% | 12% | 37% | 46% |
| | | 4 | 2025 | All | 5% | 18% | 37% | 40% |
| | | 5 | 2025 | All | 6% | 23% | 52% | 20% |
| | Math | 3 | 2025 | All | 17% | 49% | 32% | |
| | | 4 | 2025 | All | 34% | 37% | 28% | |
| | | 5 | 2025 | All | 14% | 23% | 45% | 18% |
| | Sci | 5 | 2025 | All | 14% | 24% | 42% | 20% |
| ANCS Middle | ELA | 6 | 2025 | All | 16% | 17% | 43% | 25% |
| | | 7 | 2025 | All | 18% | 16% | 53% | 12% |
| | | 8 | 2025 | All | 5% | 26% | 35% | 35% |
| | Math | 6 | 2025 | All | 18% | 34% | 34% | 14% |
| | | 7 | 2025 | All | 14% | 33% | 37% | 16% |
| | | 8 | 2025 | All | 9% | 23% | 36% | 32% |

Change YoY: EC

% of Proficient and Above Learners

| School | Grade band | Group | ELA/Reading | | Math | | Sci | |
|-----------------|------------|--------------|--------------|------------|--------------|------------|--------------|------------|
| | | | Current Year | Difference | Current Year | Difference | Current Year | Difference |
| ANCS Elementary | ES | All | 77.0% | 5.5 | 69.9% | 6.7 | 62.1% | -4.5 |
| | | ED | 63.0% | 27.0 | 48.1% | 24.1 | 41.7% | |
| | | SWD | 24.0% | 4.8 | 28.0% | 1.1 | 30.8% | |
| | | Black | 55.9% | 17.0 | 44.1% | 13.6 | 30.0% | -3.3 |
| | | Hispanic | | | | | | |
| | | Multi-racial | 75.0% | -9.2 | 65.0% | -8.7 | | |
| | | White | 84.8% | 3.2 | 79.5% | 7.0 | 68.2% | -6.2 |
| | | 3 | 83.1% | 5.8 | 81.5% | 14.9 | | |
| | | 4 | 76.9% | 17.5 | 64.6% | 3.7 | | |

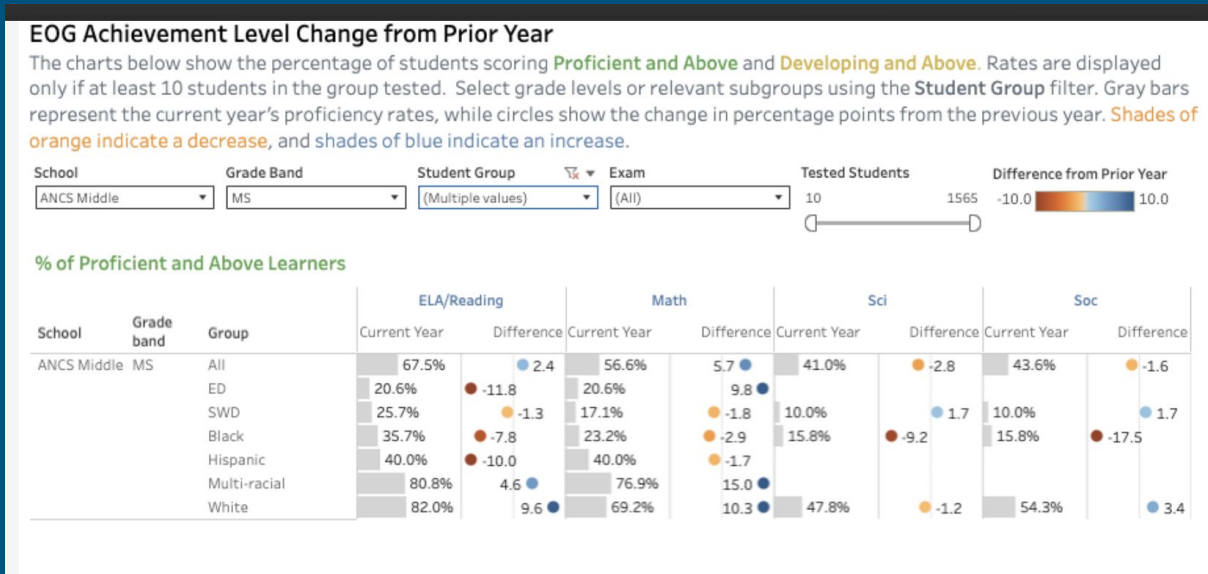
*Largest YoY increase→ED students

*For reference APS saw a 1-2% increase on average in sub group performance

% of Developing and Above Learners

SWD=Students with Disabilities
ED=Economically Disadvantaged

Change YoY: MC

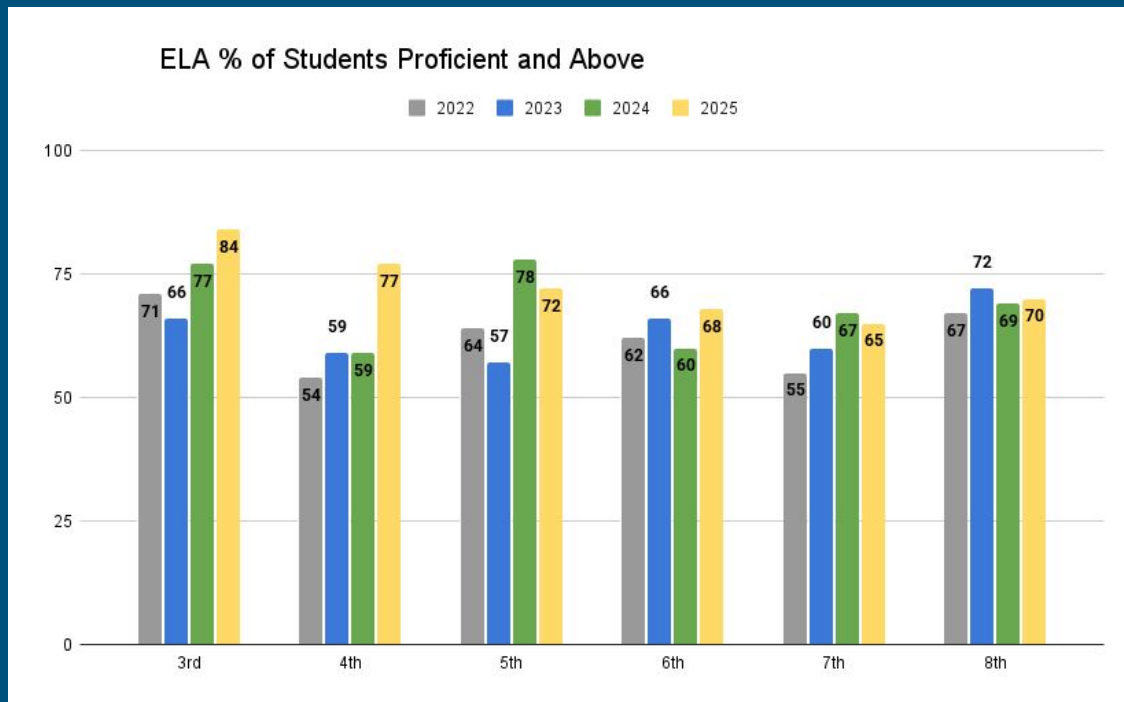


*7th grade Math decrease of 15.1

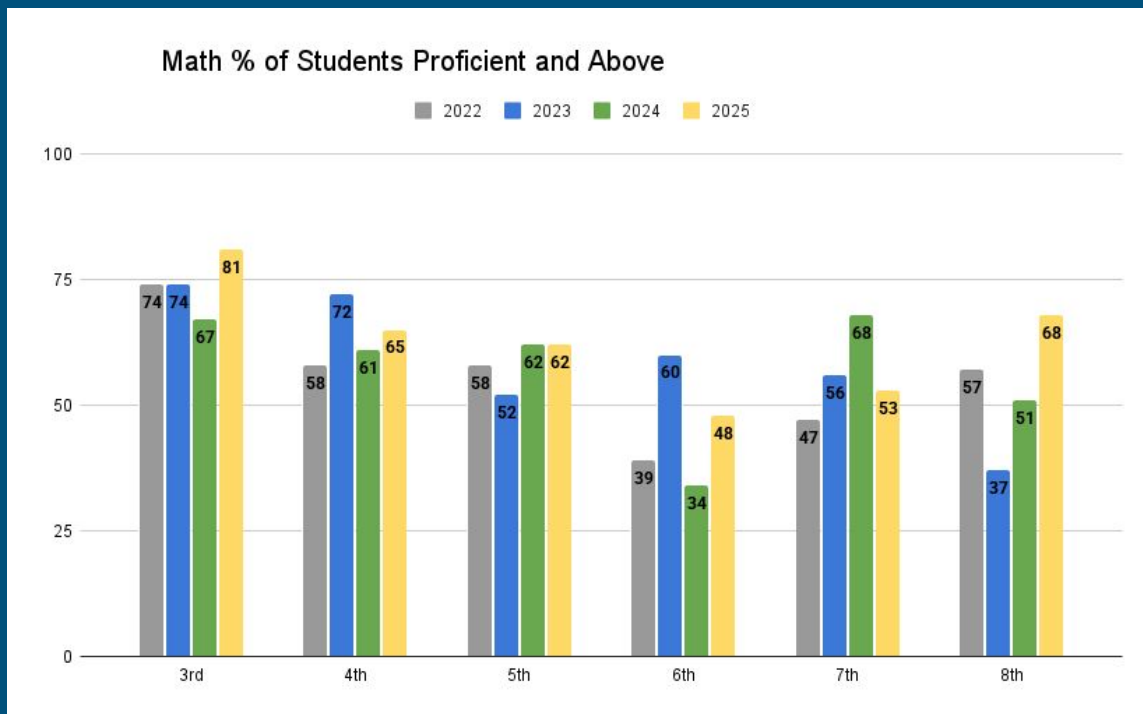
*Larger increase in Math YoY but Math still remains the weaker subject

SWD=Students with Disabilities
ED=Economically Disadvantaged

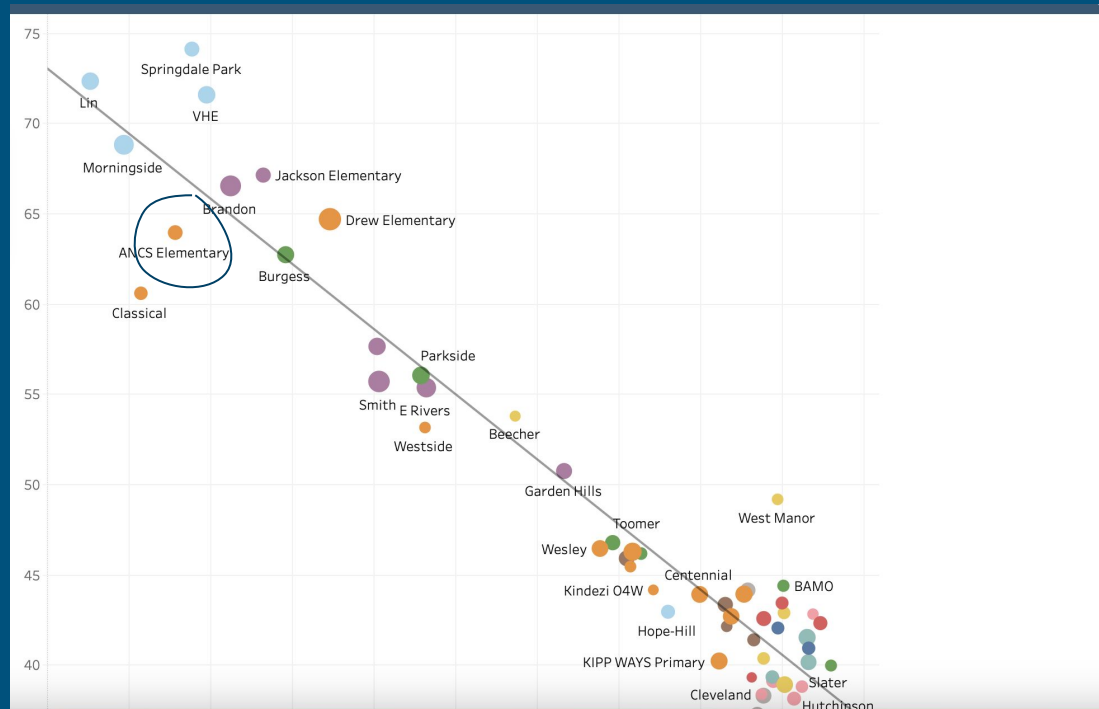
YoY Data: ELA



YoY Data: Math



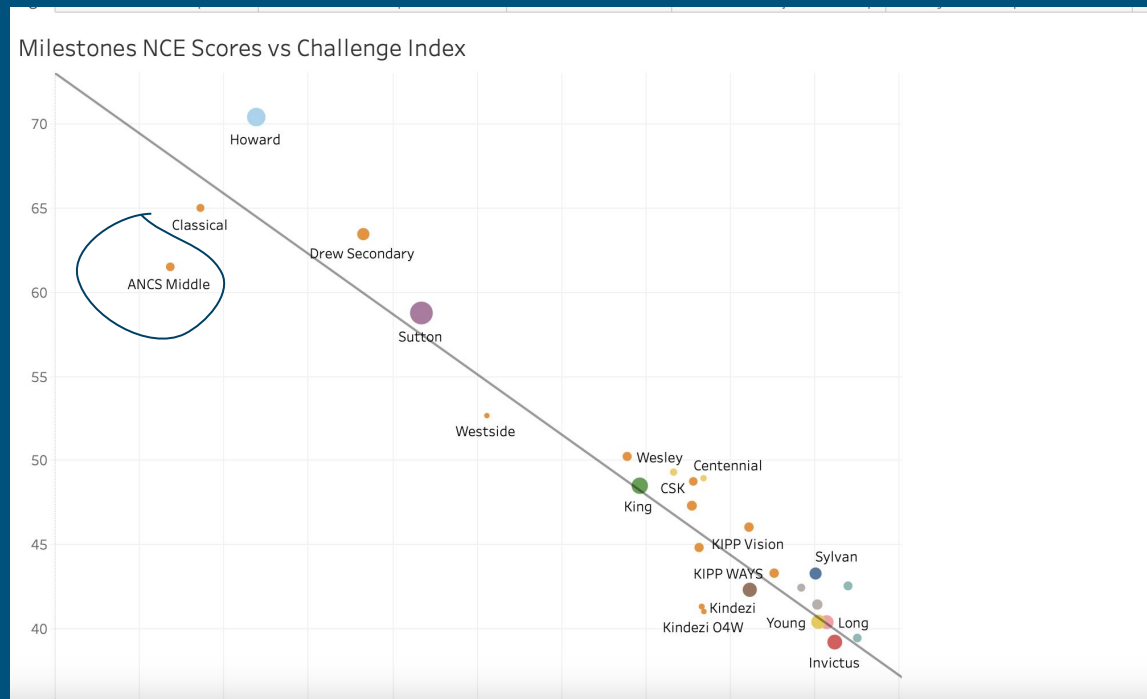
Challenge Index-All Subjects: EC



*Challenge index measures a school's performance in relation to the demographic make-up of their student body

*Ideally, you want to be as close to the upper right hand quadrant above the line as possible

Challenge Index-All Subjects: MC



*Challenge index measures a school's performance in relation to the demographic make-up of their student body

*Ideally, you want to be as close to the upper right hand quadrant above the line as possible

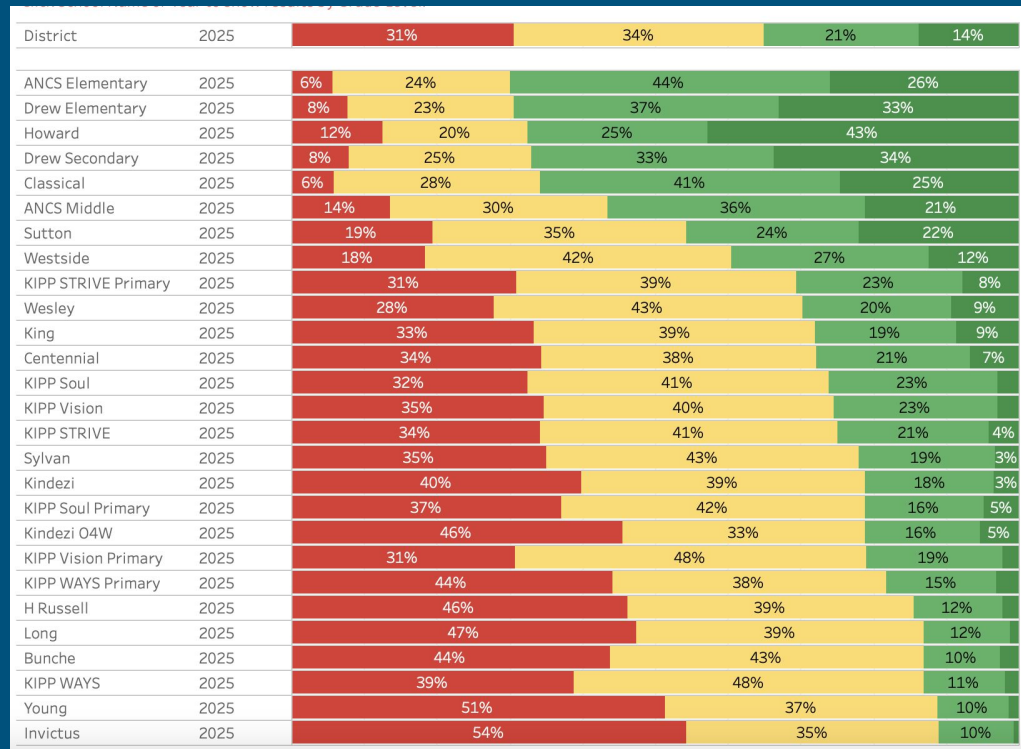
APS Elementary Schools Overall

Milestone Comparison

Click School Name or Year to show results by Grade-Level.

| District | 2025 | 31% | 34% | 21% | 14% |
|--------------------|------|-----|-----|-----|-----|
| Springdale Park | 2025 | 3% | 10% | 31% | 55% |
| Lin | 2025 | 12% | 36% | 49% | |
| Morningside | 2025 | 4% | 16% | 35% | 45% |
| VHE | 2025 | 5% | 18% | 29% | 48% |
| Jackson Elementary | 2025 | 7% | 17% | 33% | 43% |
| Brandon | 2025 | 8% | 21% | 29% | 42% |
| ANCS Elementary | 2025 | 6% | 24% | 44% | 26% |
| Drew Elementary | 2025 | 8% | 23% | 37% | 33% |
| Howard | 2025 | 12% | 20% | 25% | 43% |
| Drew Secondary | 2025 | 8% | 25% | 33% | 34% |
| Classical | 2025 | 6% | 28% | 41% | 25% |
| Burgess | 2025 | 10% | 24% | 30% | 36% |
| ANCS Middle | 2025 | 14% | 30% | 36% | 21% |
| Parkside | 2025 | 21% | 27% | 29% | 23% |
| Bolton | 2025 | 17% | 32% | 29% | 21% |
| Smith | 2025 | 22% | 29% | 29% | 20% |
| E Rivers | 2025 | 20% | 32% | 24% | 24% |
| Beecher | 2025 | 21% | 31% | 31% | 17% |
| Sutton | 2025 | 19% | 35% | 24% | 22% |
| Westside | 2025 | 18% | 42% | 27% | 12% |
| Garden Hills | 2025 | 21% | 40% | 26% | 13% |
| Benteen | 2025 | 38% | 27% | 27% | 8% |

APS Middle Schools Overall

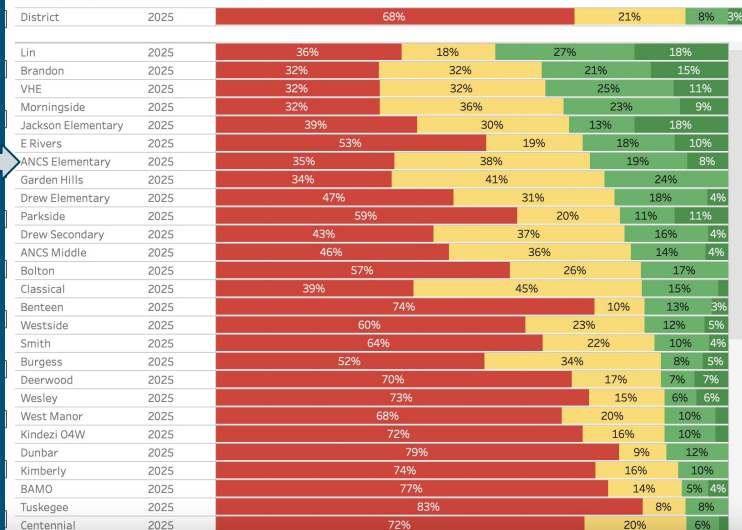


*Only compare Elementary to Elementary and Middle to Middle

SWD Student Data

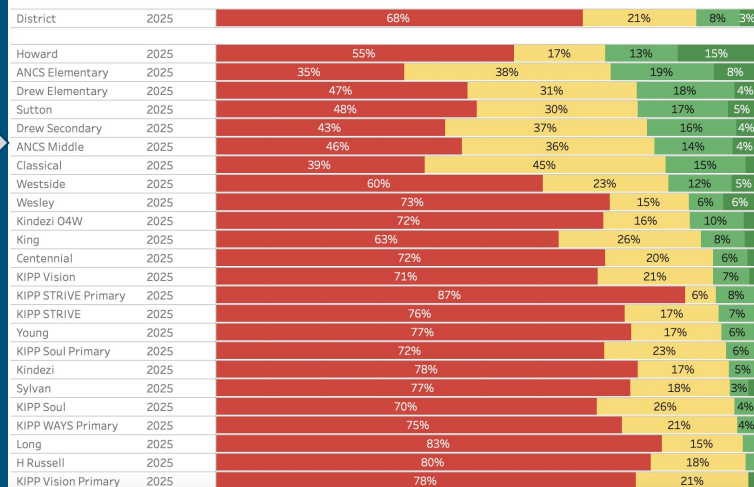
Milestone Comparison

Click School Name or Year to show results by Grade-Level.

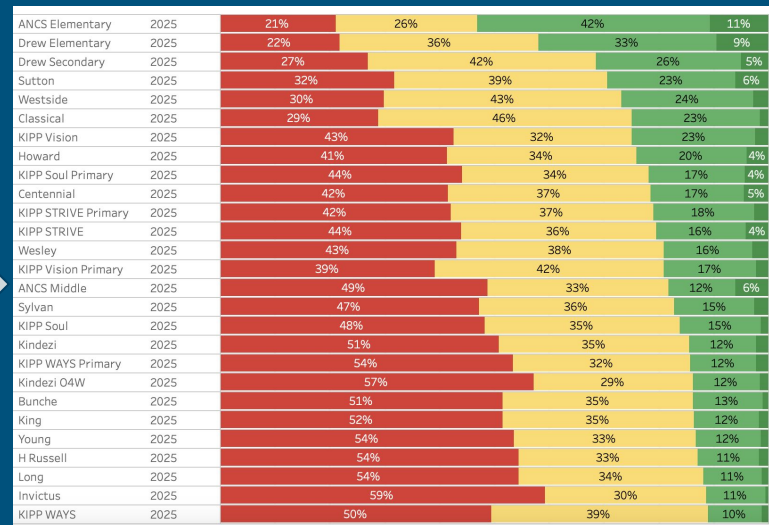
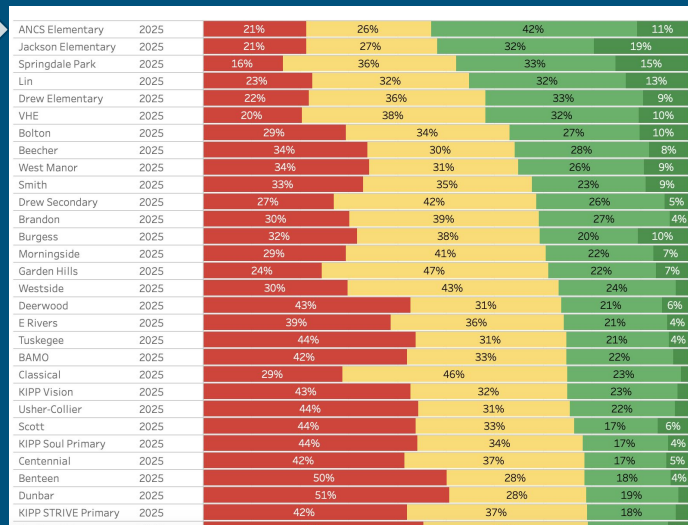


Milestone Comparison

Click School Name or Year to show results by Grade-Level.

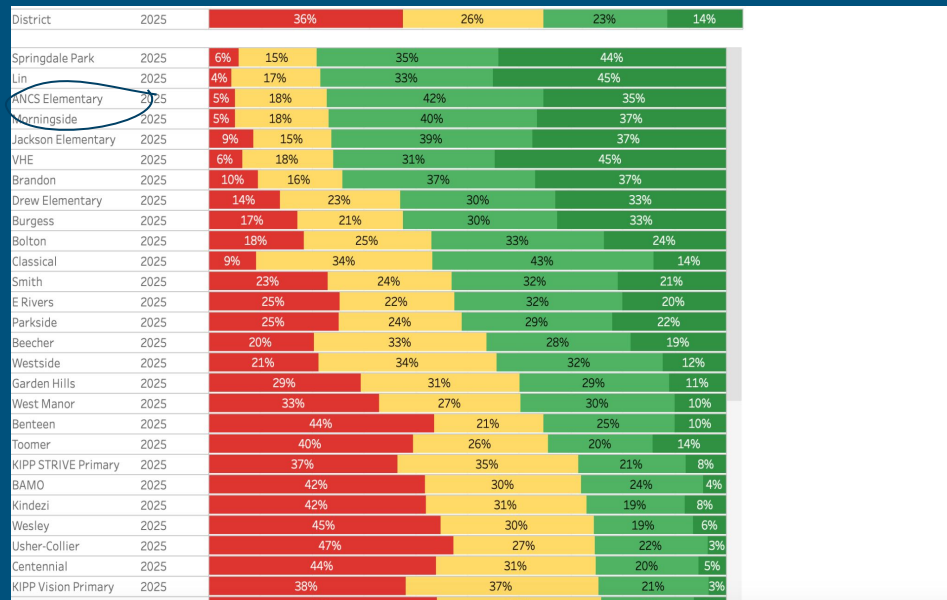


Economically-Disadvantaged Student Data



3rd-5th Grade ELA

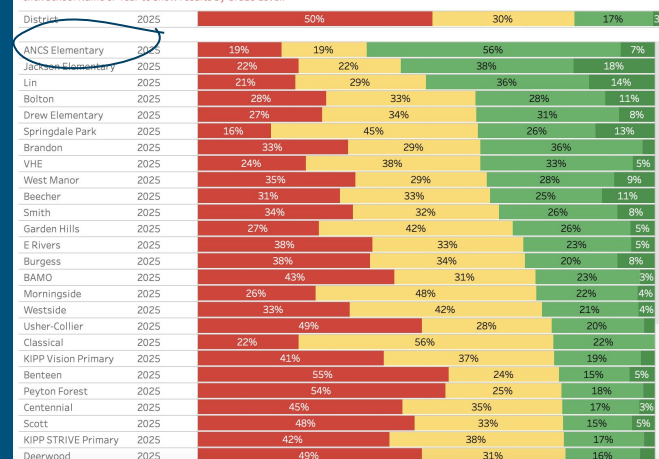
ALL



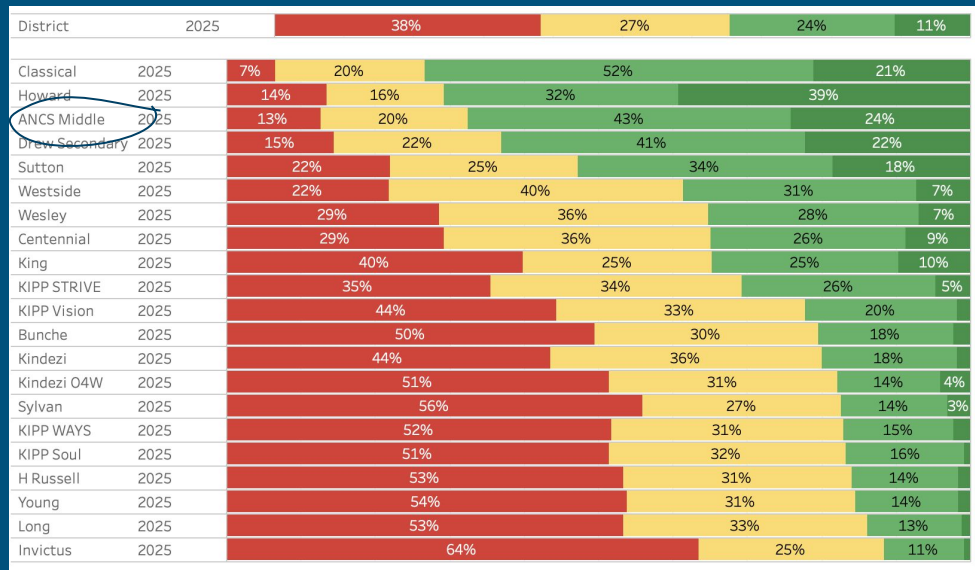
Economically Disadvantaged

Milestone Comparison

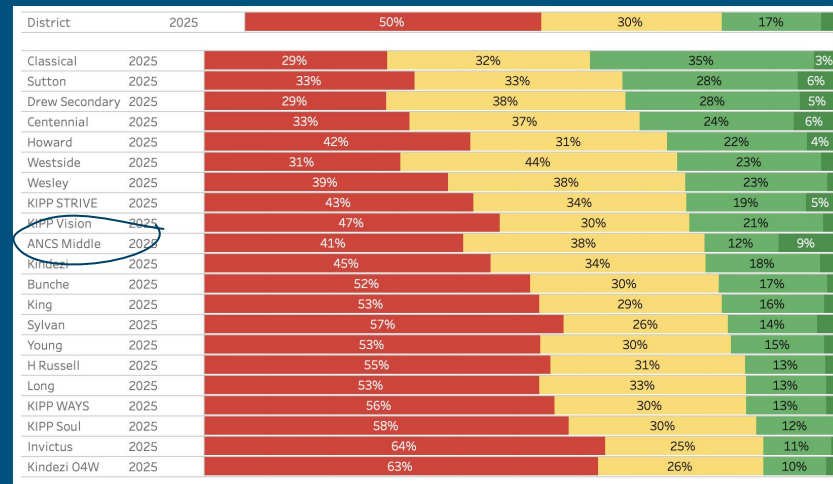
Click School Name or Year to show results by Grade-Level.



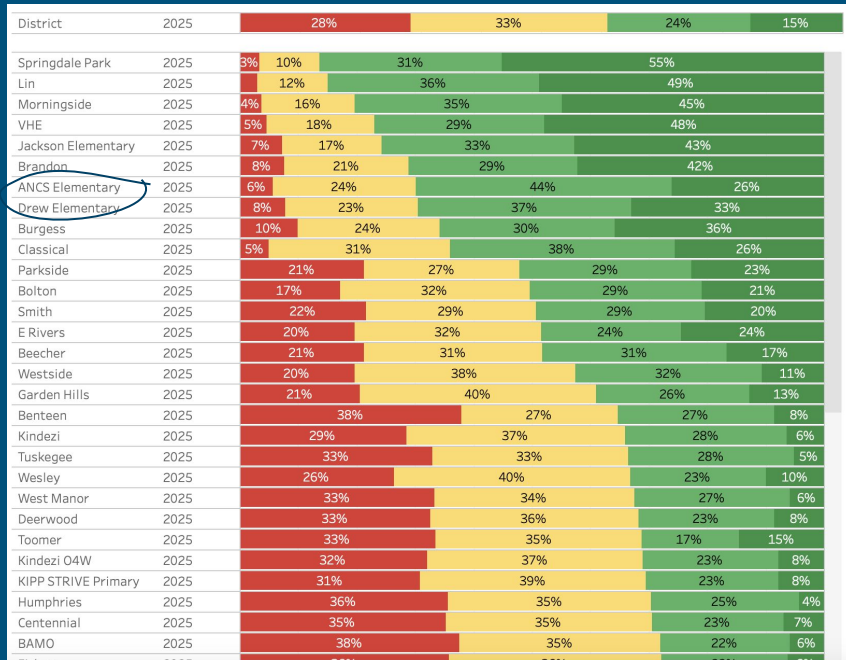
6th-8th Grade ELA



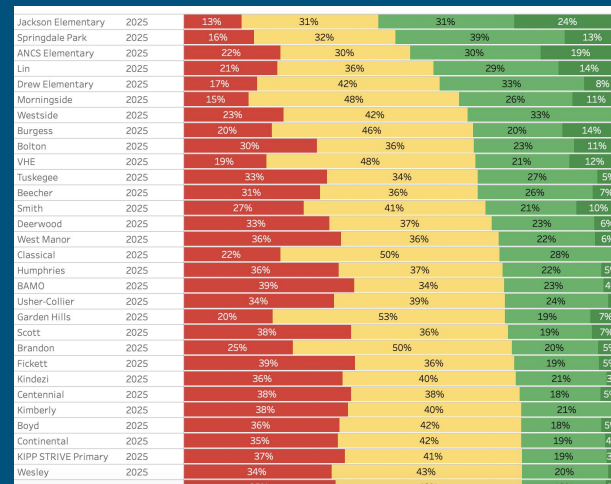
Economically Disadvantaged



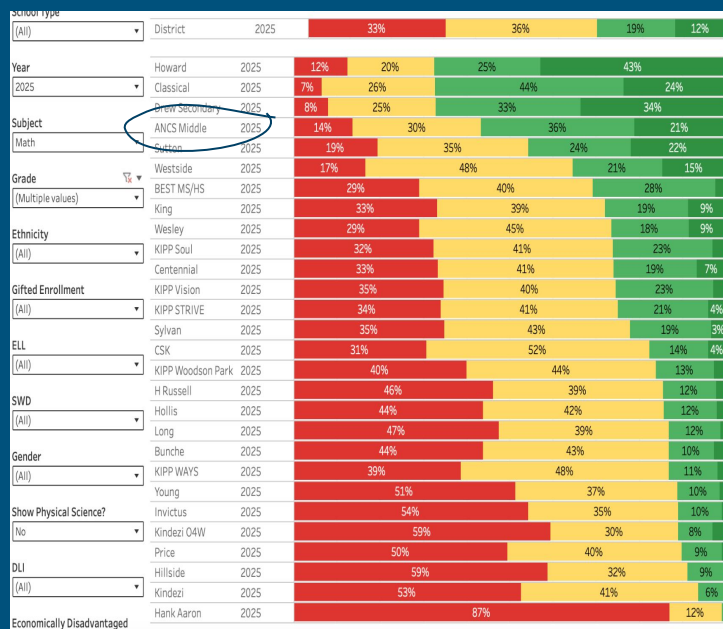
3rd-5th Grade Math



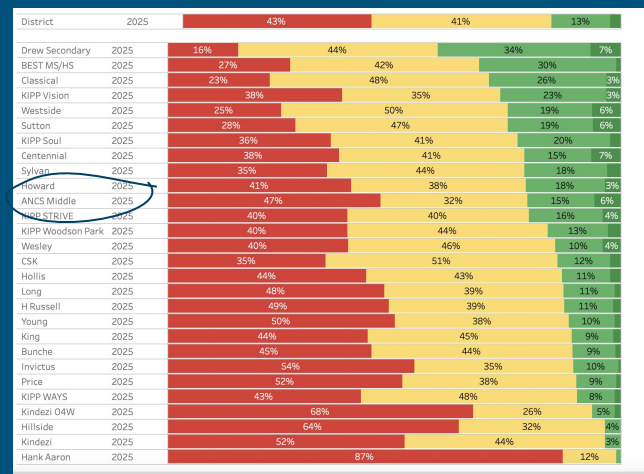
Economically Disadvantaged



6th-8th Grade Math



Economically Disadvantaged



Enrollment Update (as of 8/15)

| | # Enrolled | # Spots Available | # on Waitlist |
|----|------------|-------------------|---------------|
| KK | 64 | 0 | 159 |
| 01 | 66 | 0 | 82 |
| 02 | 68 | 0 | 72 |
| 03 | 65 | 1 | 75 |
| 04 | 65 | 0 | 72 |
| 05 | 65 | 1 | 57 |
| 06 | 77 | 1 | 61 |
| 07 | 77 | 1 | 39 |
| 08 | 77 | 1 | 13 |

To Qualify as ED in Georgia:



Who We Are ▾

| Family Size | Column I Free Meals If family income is within | Column II Reduced Price Meals If family income is within |
|-------------|--|--|
| 1 | 0 to 19,578 | 0 to 27,861 |
| 2 | 0 to 26,572 | 0 to 37,814 |
| 3 | 0 to 33,566 | 0 to 47,767 |
| 4 | 0 to 40,560 | 0 to 57,720 |
| 5 | 0 to 47,554 | 0 to 67,673 |
| 6 | 0 to 54,548 | 0 to 77,626 |
| 7 | 0 to 61,542 | 0 to 87,579 |
| 8 | 0 to 68,536 | 0 to 97,532 |

For each additional family member, add \$6,994 per year to the income level for free meals and \$9,953 to the income level for

Enrollment Data: Economically Disadvantaged Students YoY

| | 22-23 | 23-24 | 24-25 | 25-26 |
|------------|-------|-------|-------|-------|
| K | 8 | 6 | 13 | 18* |
| 1 | 0 | 11 | 8 | 12 |
| 2 | 2 | 8 | 7 | 8 |
| 3 | 5 | 8 | 7 | 6 |
| 4 | 5 | 12 | 8 | 8 |
| 5 | 5 | 6 | 12 | 9 |
| 6 | 3 | 21 | 11 | 21 |
| 7 | 3 | 5 | 16 | 11 |
| 8 | 6 | 9 | 7 | 16 |
| Total | 37 | 86* | 89 | 109 |
| % of Total | 6% | 14% | 14% | 17% |

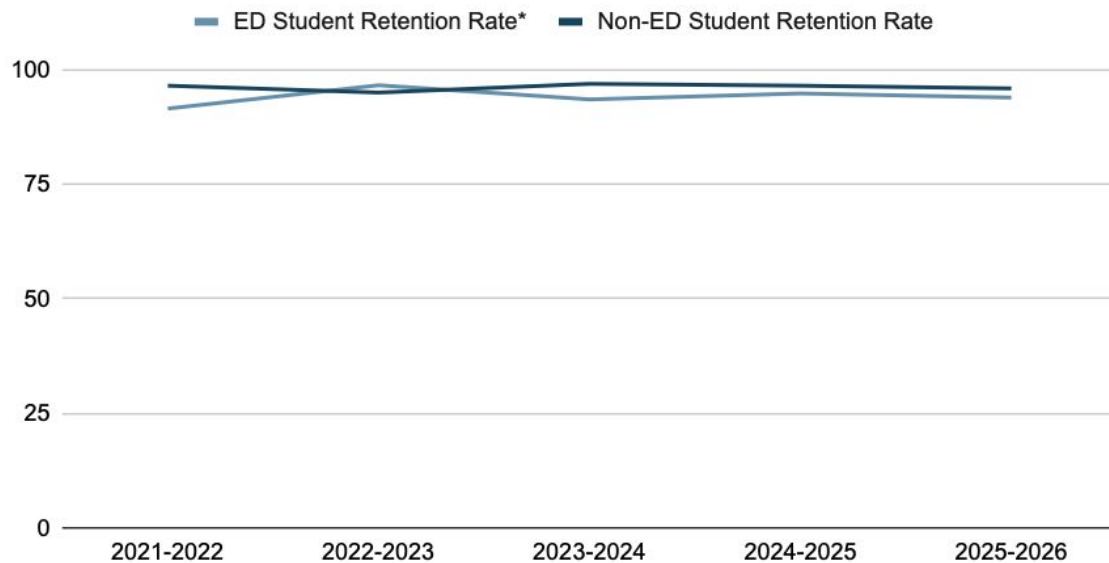
**Note
lottery
weight
went from
4 -100 for
23-24 SY*

ED Student Retention Data YoY

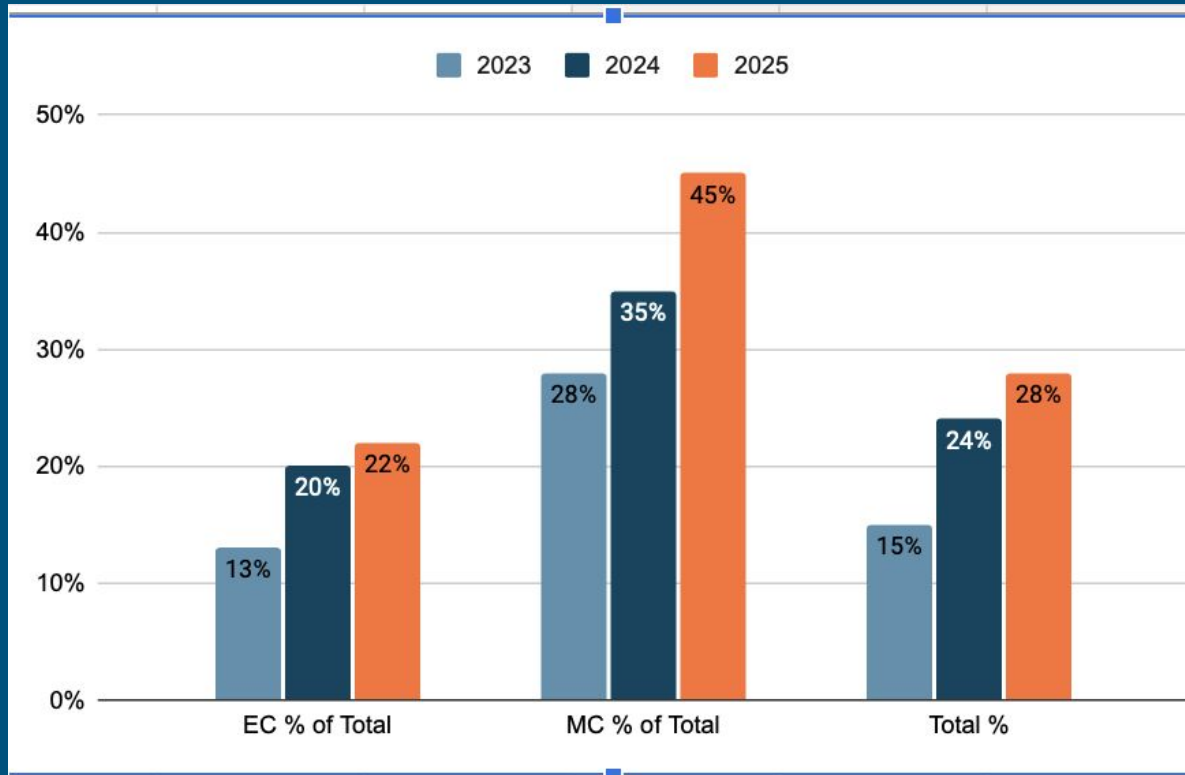
| | ED Student Retention Rate* | Non-ED Student Retention Rate |
|-----------|----------------------------|-------------------------------|
| 2021-2022 | 91.5 | 96.5 |
| 2022-2023 | 96.6 | 95 |
| 2023-2024 | 93.5 | 96.9 |
| 2024-2025 | 94.8 | 96.5 |
| 2025-2026 | 93.9 | 95.9 |

*Retention determined by whether a student previously enrolled was enrolled by August 1 of the school year listed. Data comes from APS Graphs which tracks data reported to the State.

ED Student Retention Rate* and Non-ED Student Retention Rate



% of New Students to ANCS Who Qualify as ED



**Charter Goal
(Total): 22.8%*

A few things to remember...

1. Our charter goal of 22.8% is based on the percentage of new students who qualify as ED. Over a 10 year period, the goal is for 22.8% of our overall student body to qualify as ED.
2. The number of new ED students fluctuates year over year in part to not only who accepts the spot but also how many spots are actually open to the lottery after once children of staff and board members, and current siblings have accepted spots.

Next Steps for Board:

1. Helps us Celebrate and Message these Wins
2. Consider potential members for foundation
3. Help facilitate connections within the community
4. Charter Renewal Prep