



# ATLANTA NEIGHBORHOOD CHARTER SCHOOL

helping students learn to use their minds well

## Atlanta Neighborhood Charter School

### Governing Board Monthly Meeting

---

#### Date and Time

Thursday September 18, 2025 at 6:30 PM EDT

#### Location

Atlanta Neighborhood Charter School - Elementary Campus

Meeting Trailer

688 Grant Street

Atlanta, GA 30315

---

*Notice of this meeting was posted on the ANCS website and both ANCS campuses in accordance with O.C.G.A. § 50-14-1.*

---

#### Agenda

	Purpose	Presenter	Time
<b>I. Opening Items</b>			<b>6:30 PM</b>
Opening Items			
<b>A.</b> Record Attendance & Guests		Ruth Link-Gelles	1 m
<b>B.</b> Call the Meeting to Order		Shannon Rutledge	2 m
<b>C.</b> Public Comment			5 m
<b>D.</b> Approve Meeting Minutes from 8/21/25	Approve Minutes	Shannon Rutledge	1 m

	Purpose	Presenter	Time
--	---------	-----------	------

<b>II.</b>	<b>School Leadership Updates</b>		<b>6:39 PM</b>
------------	----------------------------------	--	----------------

<b>A.</b>	ANCS Spotlight: ANCS Farm Program	FYI	Alastair Pullen	5 m
<b>B.</b>	Principals' Open Forum	FYI	Mark Sanders & Lara Zelski	15 m
<b>C.</b>	Executive Director's Monthly Report ED Report	FYI	Alastair Pullen	15 m

<b>III.</b>	<b>Action Items</b>		
-------------	---------------------	--	--

<b>IV.</b>	<b>Committee Updates</b>		<b>7:14 PM</b>
------------	--------------------------	--	----------------

<b>A.</b>	Educational Excellence Committee Monthly Report	FYI	Mark Boswell	2 m
<b>B.</b>	Finance & Operations Committee Monthly Report	FYI	Jonna Martin	2 m
<b>C.</b>	Advancement Committee Monthly Report	FYI	Rebecca Wagner	2 m
<b>D.</b>	Governance Committee Update	Vote	Emily Hansen	2 m

<b>V.</b>	<b>General Announcements</b>		
-----------	------------------------------	--	--

<b>VI.</b>	<b>Executive Session (as needed)</b>		
------------	--------------------------------------	--	--

<b>VII.</b>	<b>Closing Items</b>		<b>7:22 PM</b>
-------------	----------------------	--	----------------

<b>A.</b>	Adjourn Meeting	Vote	Shannon Rutledge	1 m
-----------	-----------------	------	------------------	-----

# Coversheet

## Approve Meeting Minutes from 8/21/25

<b>Section:</b>	I. Opening Items
<b>Item:</b>	D. Approve Meeting Minutes from 8/21/25
<b>Purpose:</b>	Approve Minutes
<b>Submitted by:</b>	
<b>Related Material:</b>	Minutes for Governing Board Monthly Meeting on August 21, 2025

DRAFT



**ATLANTA NEIGHBORHOOD  
CHARTER SCHOOL**

helping students learn to use their minds well

# Atlanta Neighborhood Charter School

## Minutes

### Governing Board Monthly Meeting

---

#### **Date and Time**

Thursday August 21, 2025 at 6:30 PM

#### **Location**

Atlanta Neighborhood Charter School - Elementary Campus

Meeting Trailer

688 Grant Street

Atlanta, GA 30315

---

*Notice of this meeting was posted on the ANCS website and both ANCS campuses in accordance with O.C.G.A. § 50-14-1.*

---

#### **Directors Present**

Duanne Davis (remote), Emily Hansen (remote), Evan Saadat, Jen Hiding-Kendrick, Jonna Martin, Kilamba Augusto, LaNiesha Cobb Sanders, Mark Boswell, Rebecca Wagner, Robin Hubier, Ruth Link-Gelles

#### **Directors Absent**

Drew Waddell, Shannon Rutledge

#### **Guests Present**

Alastair Pullen, Lara Zelski, Mark Sanders, Paige Teusink (remote), Rhiannen Laurent

---

#### **I. Opening Items**

##### **A. Record Attendance & Guests**

##### **B.**

### **Call the Meeting to Order**

LaNiesha Cobb Sanders called a meeting of the board of directors of Atlanta Neighborhood Charter School to order on Thursday Aug 21, 2025 at 6:33 PM.

### **C. Public Comment**

### **D. Approve Meeting Minutes from 6/12/25 and 8/9/25**

Rebecca Wagner made a motion to approve the minutes from Governing Board Monthly Meeting on 06-12-25.

Jen Hiding-Kendrick seconded the motion.

The board **VOTED** unanimously to approve the motion.

Rebecca Wagner made a motion to approve the minutes from Special Called Board Meeting on 08-09-25.

Jen Hiding-Kendrick seconded the motion.

The board **VOTED** unanimously to approve the motion.

## **II. School Leadership Updates**

### **A. Principals' Open Forum**

EC: discussed campus wide foci for the year, including implementing Benchmark, GA math and ELA standards, and closing the opportunity gap; behavior interventions training during preplanning; kids learning guiding principles, learning routines and procedures (takes 6-12 weeks); morning meetings; celebrating 3rd grade Milestones achievement (3rd in entire state); MAP testing finished; MRESA math training. Looking forward: teachers setting SMART goals, ELA standards, Curriculum Night, Benchmark training, parent-teacher conferences.

MC: areas of focus this year: unit planning (concepts over content), lesson planning (alignment to learning targets, classroom management. Cell phone policy: locked in boxes in the main office and given back at the end of the day; town halls; book club; MAP, drills, office hours; fall sports and clubs. Looking forward: Meet the School Family Night, GaLEADS observations, IB Middle Years Program info sessions, Hispanic Heritage Month, picture day is 9/28.

### **B. Executive Director's Monthly Report**

ED goals, Milestones testing, enrollment update

## **III. Action Items**

### **A. VOTE: Governing Committee Members for the 25-26 SY**

Rebecca Wagner made a motion to approve the committee members for 25-26.

Jonna Martin seconded the motion.

The board **VOTED** unanimously to approve the motion.

#### **IV. Committee Updates**

##### **A. Educational Excellence Committee Monthly Report**

Starting regular meetings in September.

##### **B. Finance & Operations Committee Monthly Report**

##### **C. Advancement Committee Monthly Report**

Reminder to Board to make pledges

##### **D. Governance Committee Monthly Report**

Rebecca Wagner made a motion to approve policy updates from last year.

Evan Saadat seconded the motion.

The board **VOTED** unanimously to approve the motion.

#### **V. Closing Items**

##### **A. Adjourn Meeting**

There being no further business to be transacted, and upon motion duly made, seconded and approved, the meeting was adjourned at 7:33 PM.

Respectfully Submitted,  
LaNiesha Cobb Sanders

# Coversheet

## Executive Director's Monthly Report

<b>Section:</b>	II. School Leadership Updates
<b>Item:</b>	C. Executive Director's Monthly Report
<b>Purpose:</b>	FYI
<b>Submitted by:</b>	
<b>Related Material:</b>	ED Reports 2025-2026-2.pdf



Alastair Pullen, Executive Director  
Board Reports  
2025-2026



# September 18, 2025

1. Charter Compliance Report
2. Strategic Plan Focus and Update for 25-26
3. Updates
4. Celebrations and Successes from the First 6 Weeks





# Charter Compliance Report (cont.)

Charter Compliance Report: ANCS 2025-2026					
File Edit View Insert Format Data Tools Extensions Help					
100% 123 Defau... 10 B I A					
D18					
A	B	C	D	E	F
	Farm Program	<p>Students at the EC engaged in farm rotation as part of related arts, Focus this year is the farm club at the MC, Farm specialists working collaboratively with MC teachers to integrate farm into the classroom,</p> <p>Yes--will determine weight to achieve charter goal in December prior to lottery</p>			
	Weighted Lottery				
Enrollment Data	K-8: 628	626 (1 vacancy in 7th, 1 vacancy in 8th)			
Legal Compliance	APS and GA DOE Compliance	Yes-full compliance, finger printing and background checks complete			

# Retention Updates

---

Overall Student Retention Rate: 95.9%

Current Staff Retention Rate 2025: 94.12%\*

\*Offered and Returned Contracts

# ED Student Retention Data YoY

	ED Student Retention Rate*	Non-ED Student Retention Rate
2021-2022	91.5	96.5
2022-2023	96.6	95
2023-2024	93.5	96.9
2024-2025	94.8	96.5
2025-2026	93.9	95.9

\*Retention determined by whether a student previously enrolled was enrolled by August 1 of the school year listed. Data comes from APS Graphs which tracks data reported to the State.

# Retention Rate: Personnel

	2023-2024	2024-2025	2025-2026
# of Staff	132	136	128
Retention Rate	86%	95%	94.12

# Tenure Bonus Update

	# of Recipients
5 Years	6
7 Years	5
10 years	5
12 years	5
15 years	5
18 years	3
20 years	4
Total Amount:	\$192,000 for 33 employees

# Strategic Planning Foci and Priorities for 25-26

---

## Unified K-8 Experience

- +K-8 Math Alignment, New Math Program Adoption
- +Gifted Services Roll Out

## Innovative School Features

- +Farm, Conscious Discipline Trainings, PTCA “Neighborhood” Affinity Groups

## Facilities Improvements

- +Comprehensive Plan for MC with focus on athletics space

## Community Engagement

- +Music Feast, New Partnership with Oakland, Teacher Leader Partnership with KSU



# Other Updates

---

- +PTCA held its first meeting of the year with over 100 attendees on 8/12
- +Over 150 parents and caregivers in attendance at EC Curriculum Night on 8/27
- +Over 50 parents and caregivers in attendance at MC Meet the Family Night on 9/4
- +Over 100 attendees at 1st Friday Coffee on 8/1 and 9/5 combined
- +Hosted KSU Team for School Visit to Align Aspiring Leaders with KSU courses for credit
- +RFP for Cybersecurity and Server Maintenance Forthcoming

# Celebrations and Successes from the First 6 Weeks

- +Received an Award from the State for Excellence in Nutrition (one of a handful of schools statewide)
- +Last year's 3rd graders were #3 in the State of Georgia for Percentage of Students at Proficient or Above on Georgia Milestones
- +Selected as a member of Metro Resa's advisory program for teacher preparation
- +Aspiring Leaders expanded for this year and now includes teacher leaders from KIPP in addition to Wesley and ANCS

# August 21, 2025

1. ED Goals
2. Milestones Data: The Embargo Has Been Lifted
3. Enrollment Update



# ED Goals

## 2025-2026

**Goal 1:** By Spring 2026, reduce the opportunity gap by 3 percentage points as determined by spring MAP (*Unified K-8*)\*

**Goal 2:** By June 2026, establish and implement gifted services to improve academic achievement and increase revenue so that the program is fully operational by SY26-27 (*Unified K-8*)

**Goal 3:** By June 2026, create a foundation to support ANCS fundraising, complete with a separate advisory board, to begin raising funds in SY 26-27 (*Community Engagement*)

**Goal 4:** By January 2026, create a comprehensive facilities plan for building improvements at the MC (*Innovative Features, Facilities Improvements*)

**Goal 5:** By June 30, 2026, Create a plan for mathematics instruction K-8 that positions where in-person algebra in 8th grade becomes the default, not the exception. (*Unified K-8*)

*\*Corresponds to strategic plan initiative*

# Milestones Quick Overview

+End of Year Test in the following grades/subjects:

3rd grade: ELA, Math

4th grade: ELA, Math

5th grade: ELA, Math, Science

6th grade: ELA, Math

7th grade: ELA, Math

8th grade: ELA, Math, Science, Social Studies

+Students score in one of four categories:

Beginning Learner, Developing Learner, Proficient, Distinguished

# Key Takeaways

---

- +Consistently outperform the State and District in all Grades and all Subjects
- +Disaggregated data illustrates ANCS subgroups consistently outperform subgroups as a whole in APS, where as non-ED students do not.
- +Double digit gains in ELA and Math for ED and Black students at the EC\*
- +Additional Focus on Math for Upcoming School Year

# Comparison to District by Grade

Milestone Grade and Subject Comparison: District

District	display subj..	Grade	Year	Comparison G..				
District	ELA	3	2025	All	40%	25%	21%	14%
		4	2025	All	38%	24%	22%	16%
		5	2025	All	32%	29%	26%	13%
		6	2025	All	41%	23%	25%	12%
		7	2025	All	40%	26%	25%	9%
		8	2025	All	34%	33%	21%	11%
	Math	3	2025	All	21%	38%	27%	14%
		4	2025	All	27%	32%	23%	18%
		5	2025	All	37%	28%	21%	15%
		6	2025	All	36%	38%	16%	10%

Milestone Grade and Subject Comparison for All

ANCS Elementary	ELA	3	2025	All	5%	12%	37%	46%
		4	2025	All	5%	18%	37%	40%
		5	2025	All	6%	23%	52%	20%
	Math	3	2025	All	17%	49%	32%	
		4	2025	All	34%	37%	28%	
		5	2025	All	14%	23%	45%	18%
	Sci	5	2025	All	14%	24%	42%	20%
ANCS Middle	ELA	6	2025	All	16%	17%	43%	25%
		7	2025	All	18%	16%	53%	12%
		8	2025	All	5%	26%	35%	35%
	Math	6	2025	All	18%	34%	34%	14%
		7	2025	All	14%	33%	37%	16%
		8	2025	All	9%	23%	36%	32%

# Change YoY: EC

## % of Proficient and Above Learners

School	Grade band	Group	ELA/Reading		Math		Sci	
			Current Year	Difference	Current Year	Difference	Current Year	Difference
ANCS Elementary	ES	All	77.0%	5.5	69.9%	6.7	62.1%	-4.5
		ED	63.0%	27.0	48.1%	24.1	41.7%	
		SWD	24.0%	4.8	28.0%	1.1	30.8%	
		Black	55.9%	17.0	44.1%	13.6	30.0%	-3.3
		Hispanic						
		Multi-racial	75.0%	-9.2	65.0%	-8.7		
		White	84.8%	3.2	79.5%	7.0	68.2%	-6.2
		3	83.1%	5.8	81.5%	14.9		
		4	76.9%	17.5	64.6%	3.7		

\*Largest YoY increase → ED students

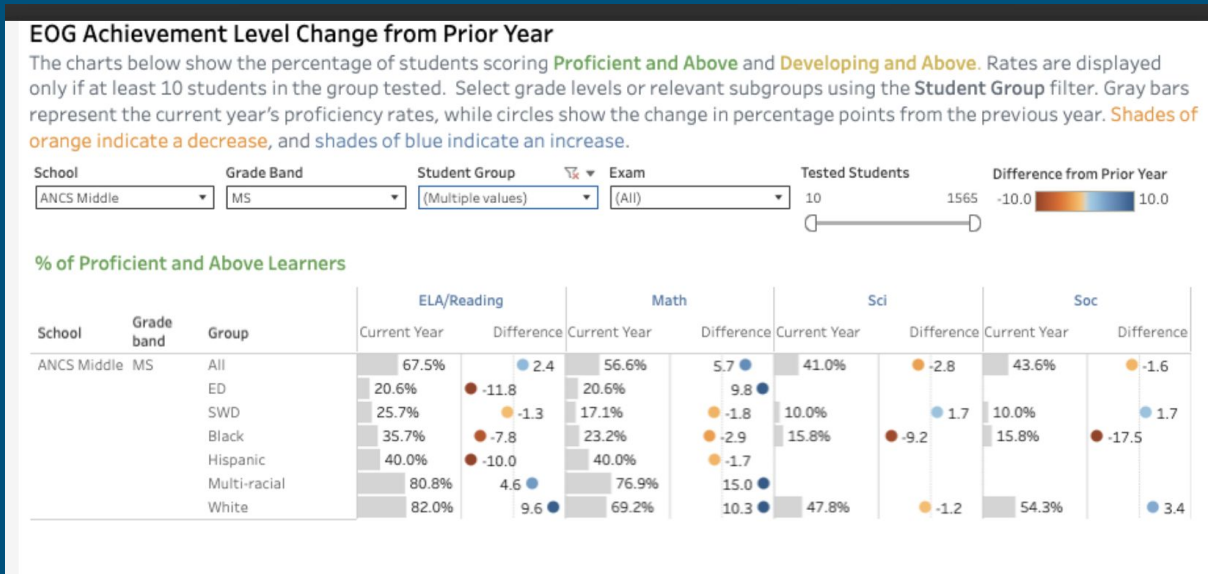
\*For reference APS saw a 1-2% increase on average in sub group performance

## % of Developing and Above Learners

SWD=Students with Disabilities  
ED=Economically Disadvantaged



# Change YoY: MC

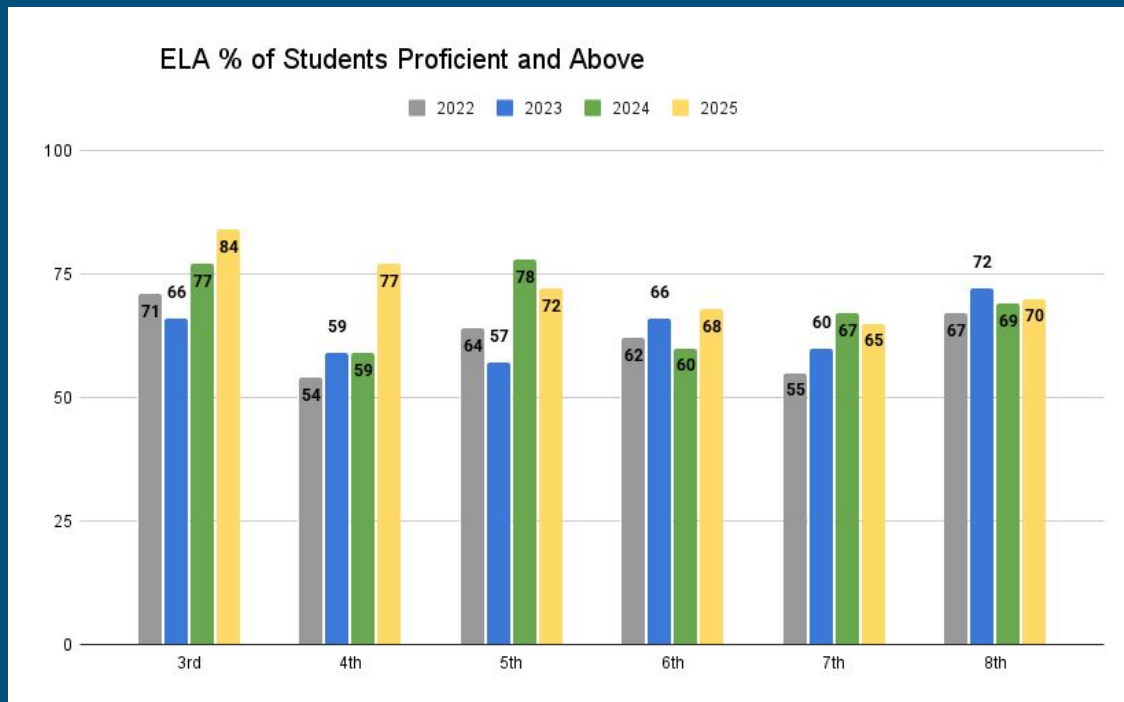


\*7th grade Math decrease of 15.1

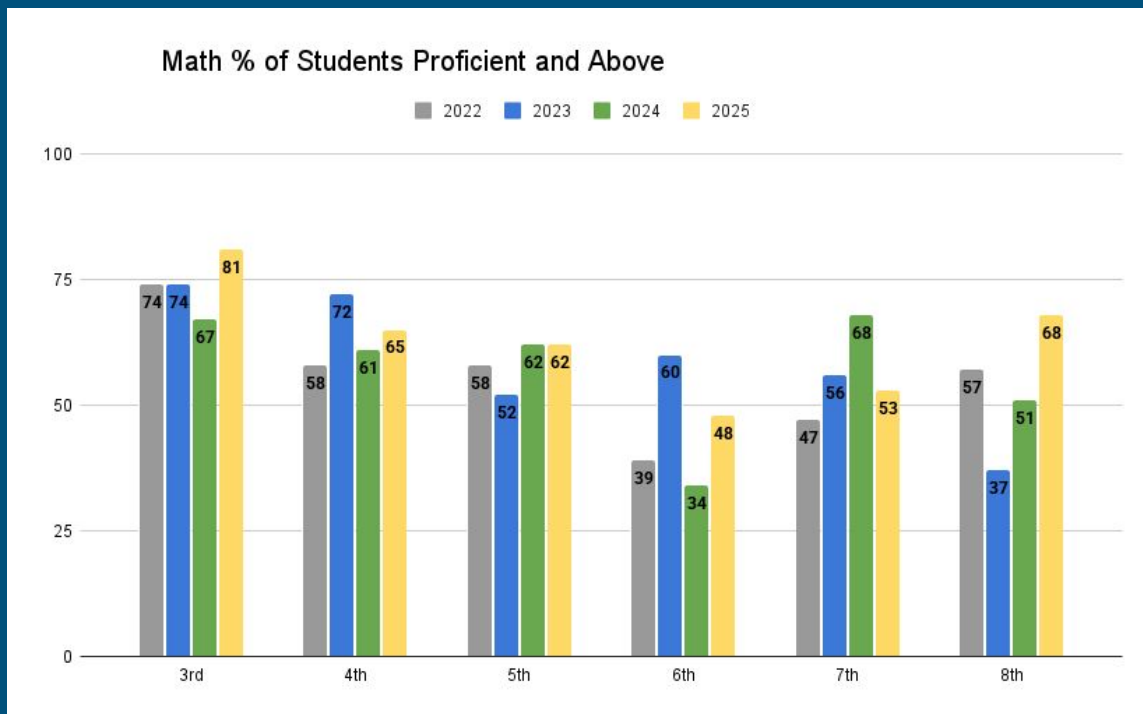
\*Larger increase in Math YoY but Math still remains the weaker subject

SWD=Students with Disabilities  
ED=Economically Disadvantaged

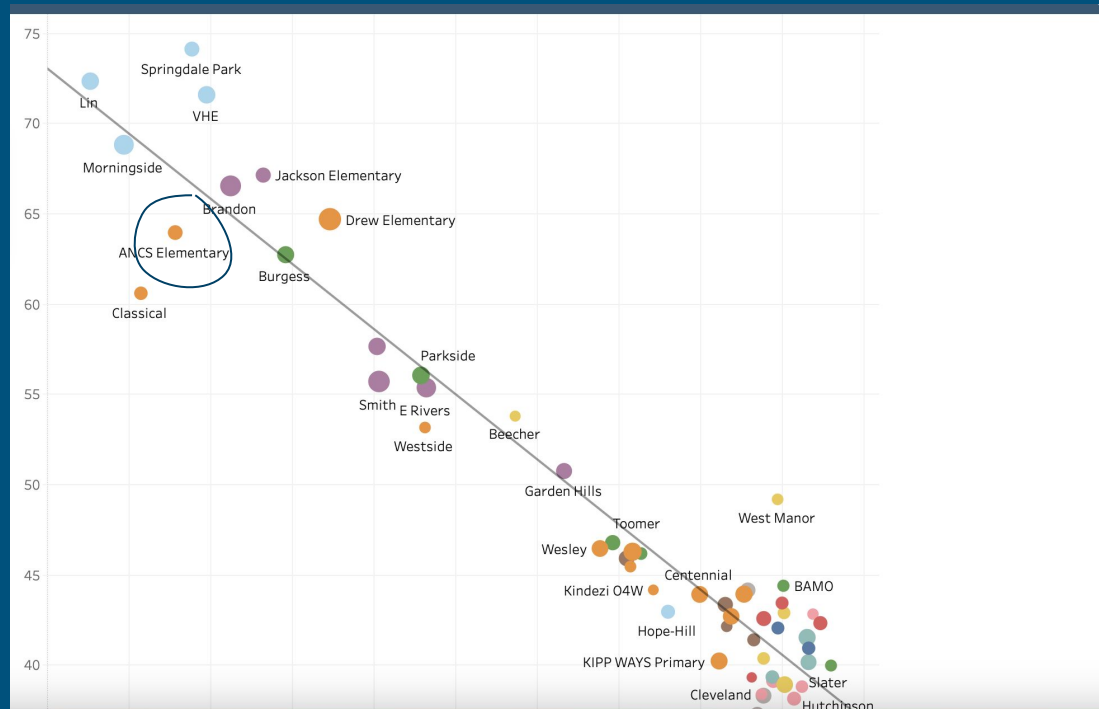
# YoY Data: ELA



# YoY Data: Math



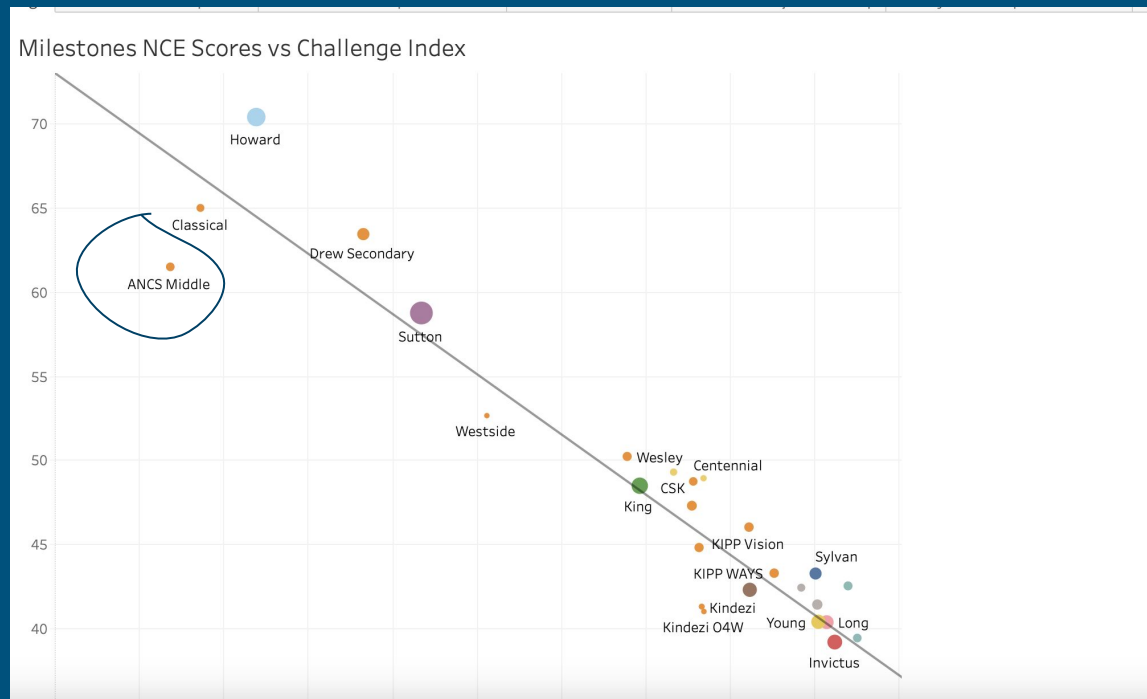
# Challenge Index-All Subjects: EC



\*Challenge index measures a school's performance in relation to the demographic make-up of their student body

\*Ideally, you want to be as close to the upper right hand quadrant above the line as possible

# Challenge Index-All Subjects: MC



\*Challenge index measures a school's performance in relation to the demographic make-up of their student body

\*Ideally, you want to be as close to the upper right hand quadrant above the line as possible

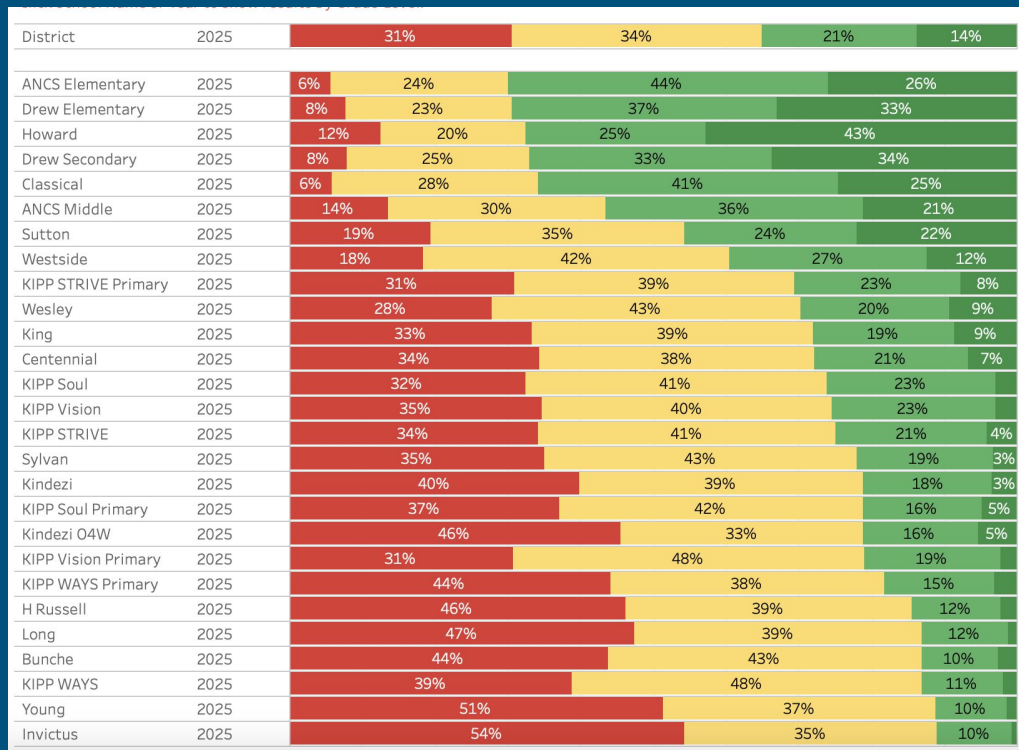
# APS Elementary Schools Overall

## Milestone Comparison

Click School Name or Year to show results by Grade-Level.

District	2025	31%	34%	21%	14%
Springdale Park	2025	3%	10%	31%	55%
Lin	2025	12%	36%	49%	
Morningside	2025	4%	16%	35%	45%
VHE	2025	5%	18%	29%	48%
Jackson Elementary	2025	7%	17%	33%	43%
Brandon	2025	8%	21%	29%	42%
ANCS Elementary	2025	6%	24%	44%	26%
Drew Elementary	2025	8%	23%	37%	33%
Howard	2025	12%	20%	25%	43%
Drew Secondary	2025	8%	25%	33%	34%
Classical	2025	6%	28%	41%	25%
Burgess	2025	10%	24%	30%	36%
ANCS Middle	2025	14%	30%	36%	21%
Parkside	2025	21%	27%	29%	23%
Bolton	2025	17%	32%	29%	21%
Smith	2025	22%	29%	29%	20%
E Rivers	2025	20%	32%	24%	24%
Beecher	2025	21%	31%	31%	17%
Sutton	2025	19%	35%	24%	22%
Westside	2025	18%	42%	27%	12%
Garden Hills	2025	21%	40%	26%	13%
Benteen	2025	38%	27%	27%	8%

# APS Middle Schools Overall

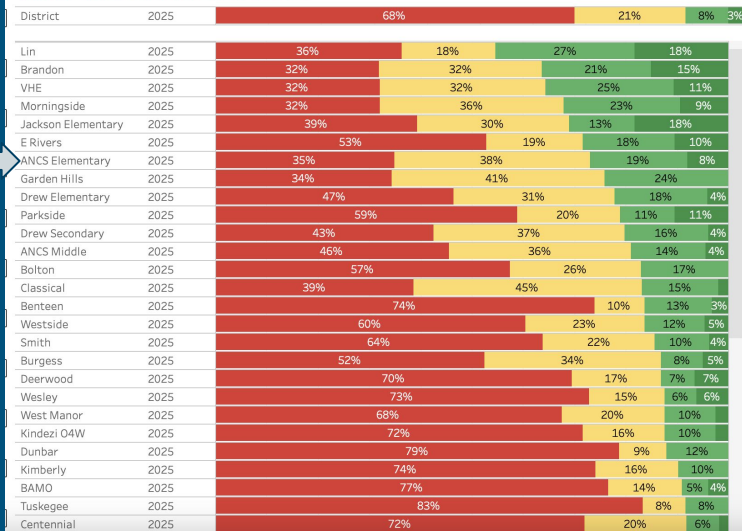


\*Only compare Elementary to Elementary and Middle to Middle

# SWD Student Data

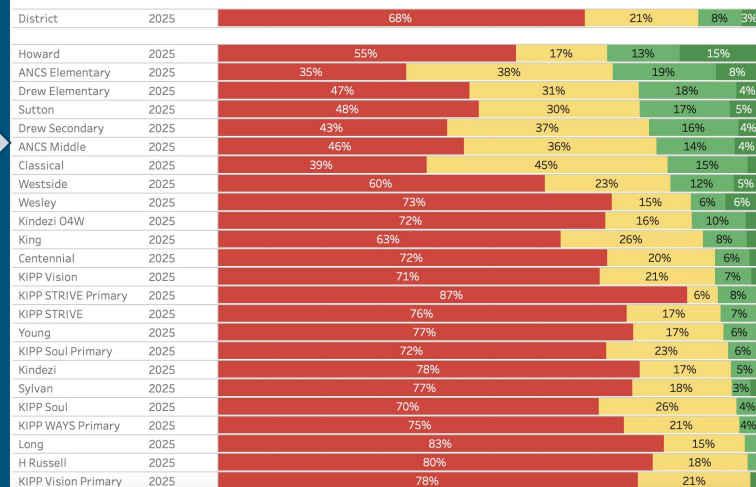
## Milestone Comparison

Click School Name or Year to show results by Grade-Level.



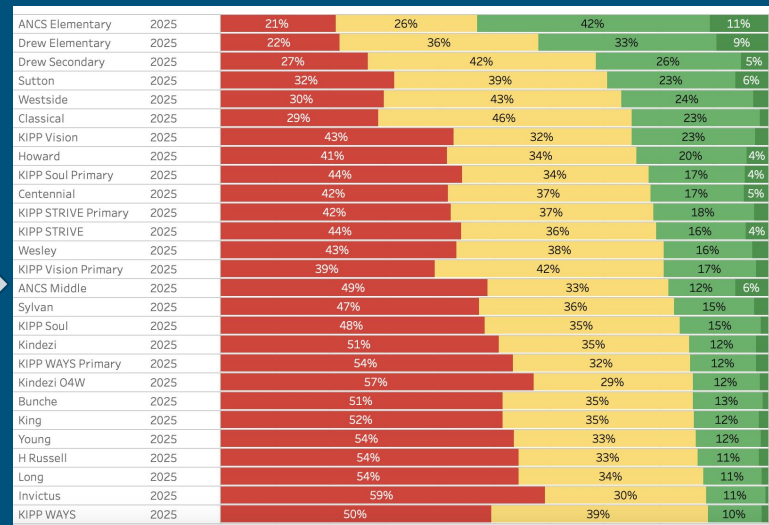
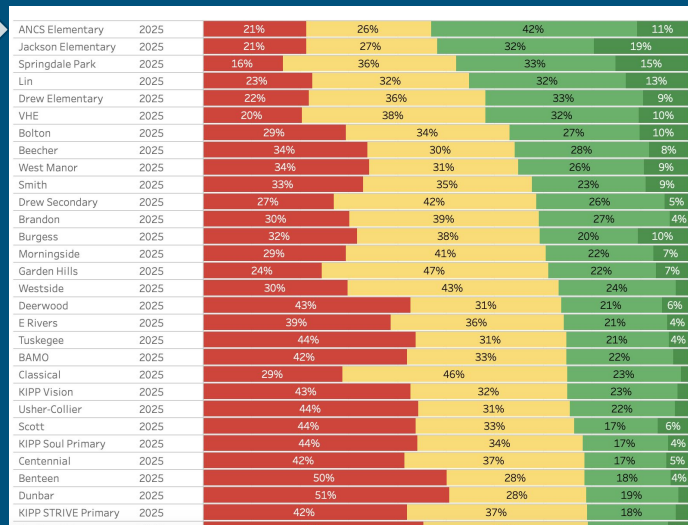
## Milestone Comparison

Click School Name or Year to show results by Grade-Level.



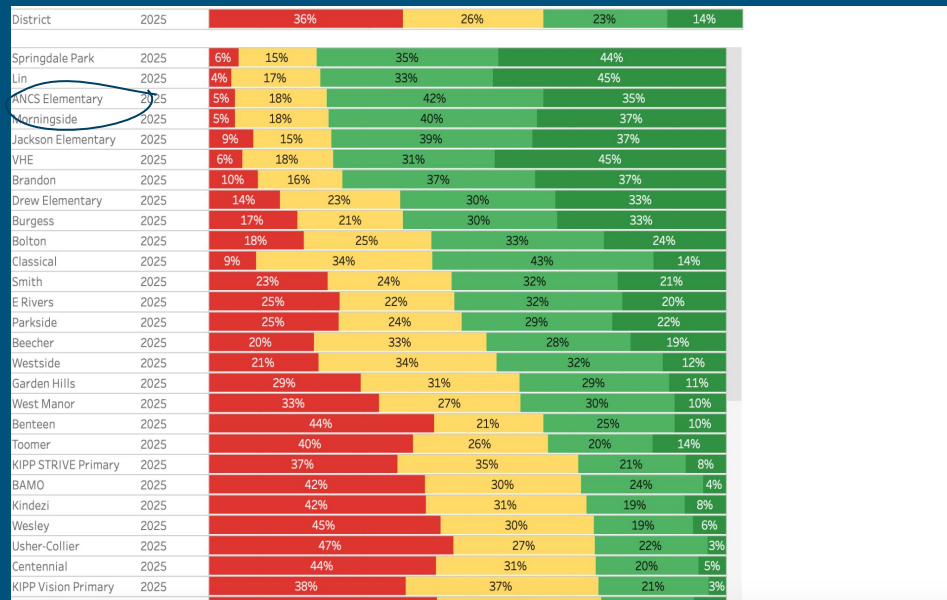


# Economically-Disadvantaged Student Data



# 3rd-5th Grade ELA

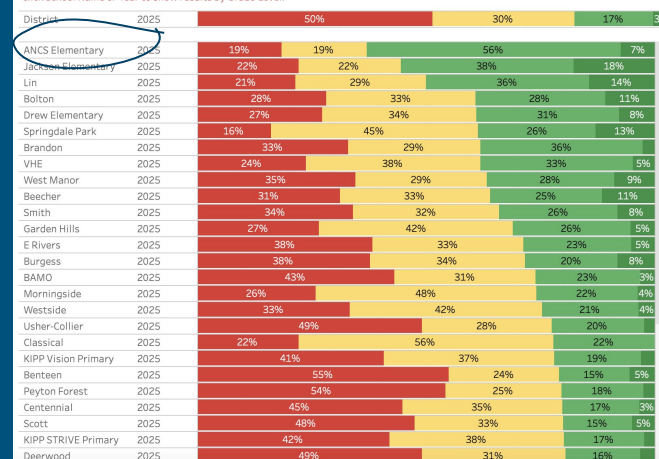
ALL



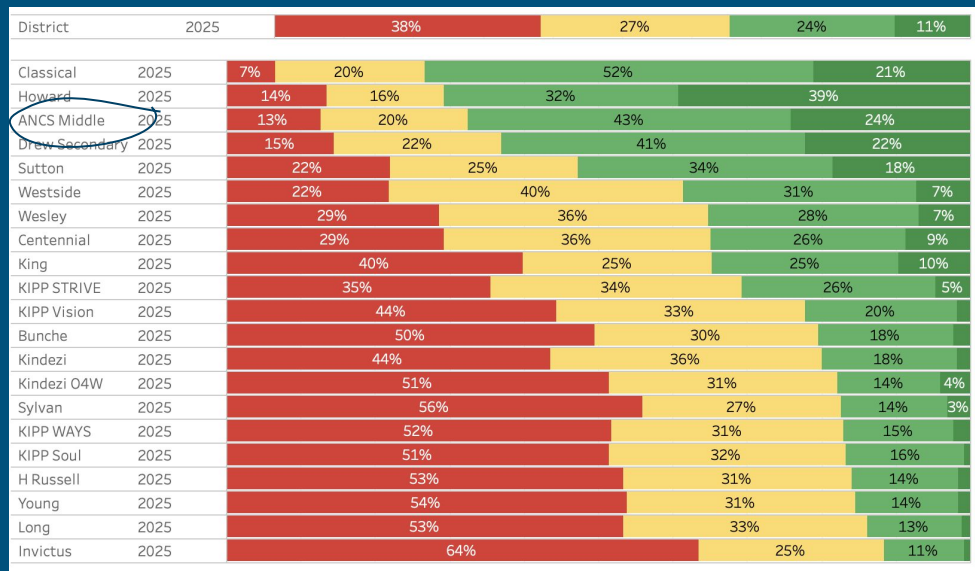
## Economically Disadvantaged

### Milestone Comparison

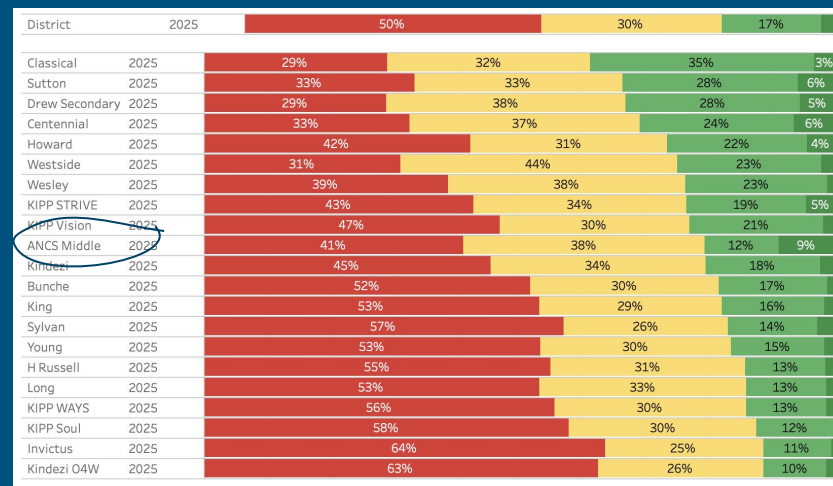
Click School Name or Year to show results by Grade-Level.



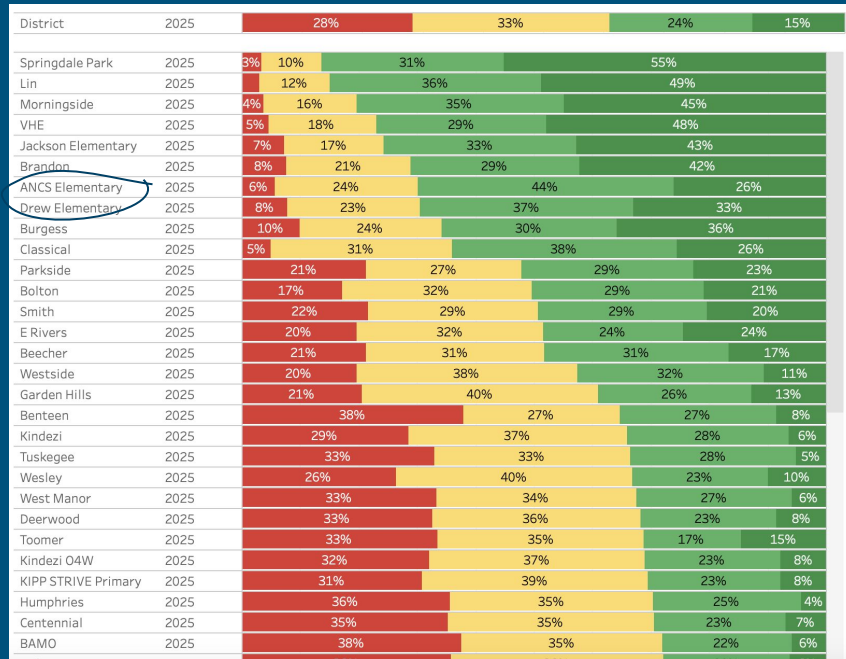
# 6th-8th Grade ELA



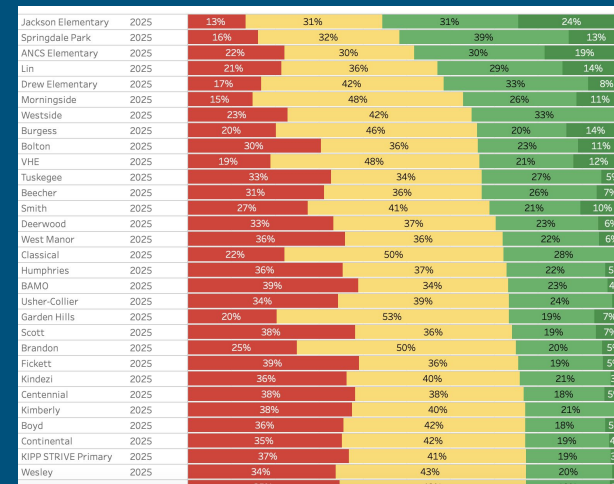
## Economically Disadvantaged



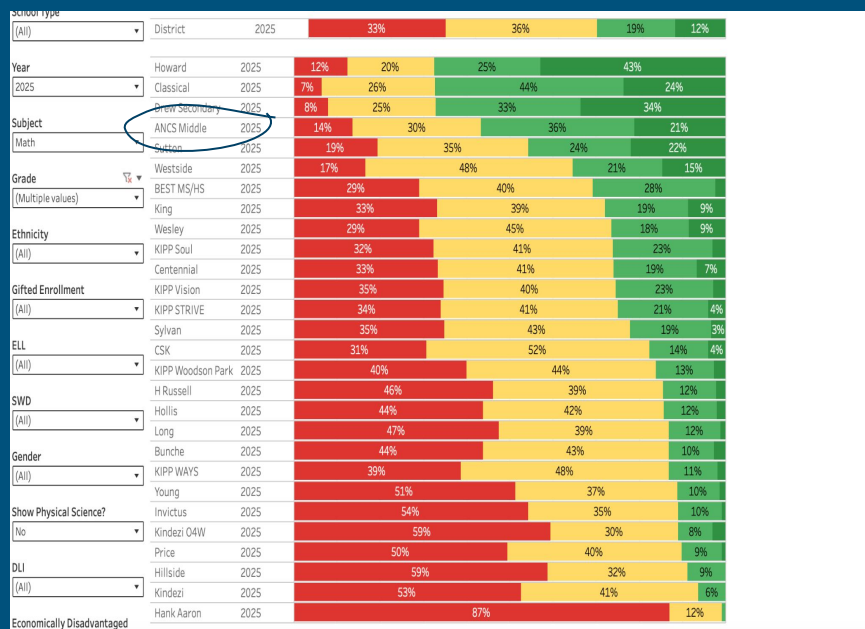
# 3rd-5th Grade Math



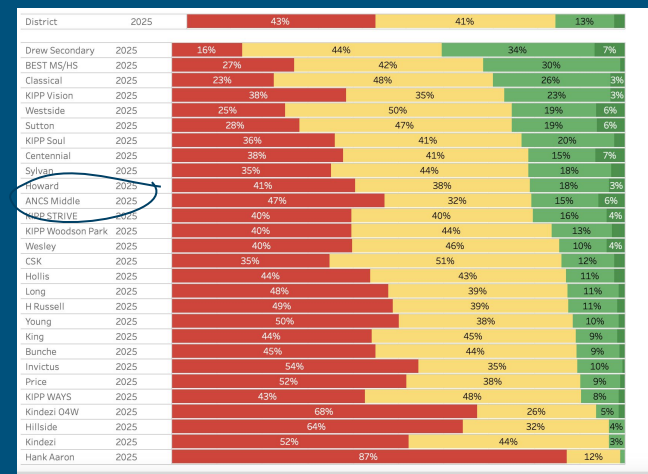
## Economically Disadvantaged



# 6th-8th Grade Math



## Economically Disadvantaged



# Enrollment Update (as of 8/15)

	# Enrolled	# Spots Available	# on Waitlist
KK	64	0	159
01	66	0	82
02	68	0	72
03	65	1	75
04	65	0	72
05	65	1	57
06	77	1	61
07	77	1	39
08	77	1	13

# To Qualify as ED in Georgia:



Who We Are ▾

Family Size	Column I Free Meals If family income is within	Column II Reduced Price Meals If family income is within
1	0 to 19,578	0 to 27,861
2	0 to 26,572	0 to 37,814
3	0 to 33,566	0 to 47,767
4	0 to 40,560	0 to 57,720
5	0 to 47,554	0 to 67,673
6	0 to 54,548	0 to 77,626
7	0 to 61,542	0 to 87,579
8	0 to 68,536	0 to 97,532

For each additional family member, add \$6,994 per year to the income level for free meals and \$9,953 to the income level for

# Enrollment Data: Economically Disadvantaged Students YoY

	22-23	23-24	24-25	25-26
K	8	6	13	18*
1	0	11	8	12
2	2	8	7	8
3	5	8	7	6
4	5	12	8	8
5	5	6	12	9
6	3	21	11	21
7	3	5	16	11
8	6	9	7	16
Total	37	86*	89	109
% of Total	6%	14%	14%	17%

*\*Note  
lottery  
weight  
went from  
4 -100 for  
23-24 SY*

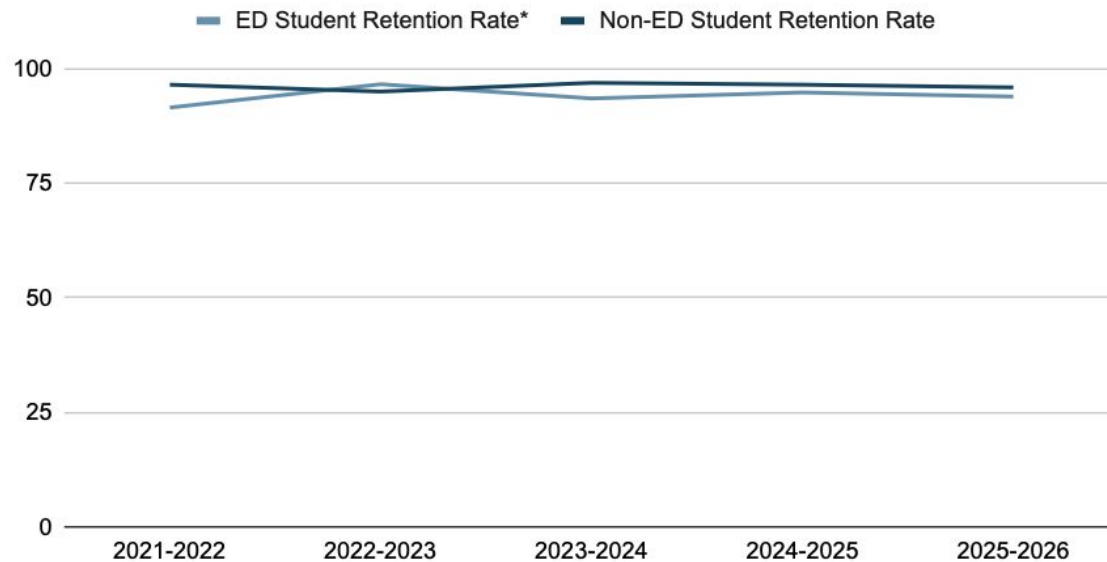


# ED Student Retention Data YoY

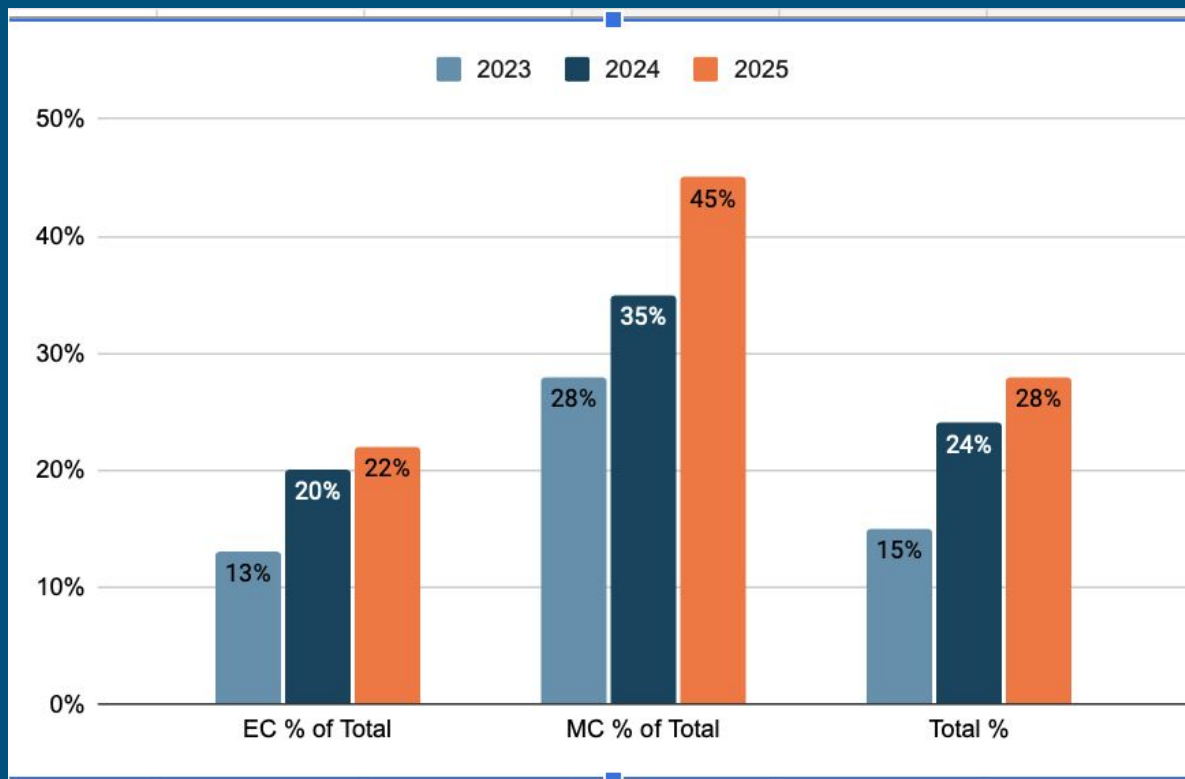
	ED Student Retention Rate*	Non-ED Student Retention Rate
2021-2022	91.5	96.5
2022-2023	96.6	95
2023-2024	93.5	96.9
2024-2025	94.8	96.5
2025-2026	93.9	95.9

\*Retention determined by whether a student previously enrolled was enrolled by August 1 of the school year listed. Data comes from APS Graphs which tracks data reported to the State.

## ED Student Retention Rate\* and Non-ED Student Retention Rate



# % of New Students to ANCS Who Qualify as ED



*\*Charter Goal  
(Total): 22.8%*

# A few things to remember...

---

1. Our charter goal of 22.8% is based on the percentage of new students who qualify as ED. Over a 10 year period, the goal is for 22.8% of our overall student body to qualify as ED.
2. The number of new ED students fluctuates year over year in part to not only who accepts the spot but also how many spots are actually open to the lottery after once children of staff and board members, and current siblings have accepted spots.

# Next Steps for Board:

---

1. Helps us Celebrate and Message these Wins
2. Consider potential members for foundation
3. Help facilitate connections within the community
4. Charter Renewal Prep