



ATLANTA NEIGHBORHOOD CHARTER SCHOOL

helping students learn to use their minds well

Atlanta Neighborhood Charter School

Governing Board Monthly Meeting

Date and Time

Thursday August 21, 2025 at 6:30 PM EDT

Location

Atlanta Neighborhood Charter School - Elementary Campus

Meeting Trailer

688 Grant Street

Atlanta, GA 30315

Notice of this meeting was posted on the ANCS website and both ANCS campuses in accordance with O.C.G.A. § 50-14-1.

Agenda

	Purpose	Presenter	Time
--	---------	-----------	------

I.	Opening Items		6:30 PM
-----------	----------------------	--	----------------

Opening Items

- | | | | |
|-----------|---|-------------------------------------|-----|
| A. | Record Attendance & Guests | Ruth Link-Gelles | 1 m |
| B. | Call the Meeting to Order | Shannon Rutledge | 2 m |
| C. | Public Comment | | 5 m |
| D. | Approve Meeting Minutes from 6/12/25 and 8/9/25 | Approve Minutes
Shannon Rutledge | 1 m |

	Purpose	Presenter	Time
--	---------	-----------	------

II. School Leadership Updates			6:39 PM
--------------------------------------	--	--	----------------

A.	Principals' Open Forum	FYI	Mark Sanders & Lara Zelski	15 m
B.	Executive Director's Monthly Report ED Report	FYI	Alastair Pullen	15 m

III. Action Items			7:09 PM
--------------------------	--	--	----------------

A.	VOTE: Governing Committee Members for the 25-26 SY	Vote	Shannon Rutledge	5 m
-----------	--	------	------------------	-----

Educational Excellence:

- Mark Boswell (Board Member- Educational Excellence Chair)
- Shannon Ellis (Board Member)
- Duanne Davis (Board Member)
- LaNiesha Cobb-Sanders (Board Member)
- Alastair Pullen (School Staff)
- Lara Zelski (School Staff)
- Mark Sanders (School Staff)
- Rhiannen Laurent (School Staff)

Finance:

- Jonna Martin (Board Member- Treasurer- Finance Chair)
- Drew Waddell (Board Member)
- Evan Saadat (Board Member)
- Morgan Tannenbaum (Community Member)
- Noah Young (Community Member)
- Alastair Pullen (School Staff)
- Chiquetta West (School Staff)
- Nicole King (School Staff)

Advancement:

- Rebecca Wagner (Board Member- Committee Chair)
- Evan Saadat (Board Member)

	Purpose	Presenter	Time
<ul style="list-style-type: none"> • Jen Hiding-Kendrick (Board Member) • Robin Hubier (Board Member) • Alastair (School Staff- non voting) • Bex (School Staff- non voting) • Wakita Jacobs (School Staff) • NaTasha Woody-Wideman (School Staff) • Barret Coker-Krise (Community Member) • Ashley Coogan (Community Member) • Susannah Darrow (Community Member) 			
Governance:			
<ul style="list-style-type: none"> • Emily Lake Hansen (Board Member- Governance Chair) • Ruth Link-Gelles (Board Member) • Duanne Davis (Board Member) • Kilamba Augusto (Board Member) • Alastair Pullen (School Staff) • Nikia Showers (School Staff) • Carly Alford (Community Member) 			
IV. Committee Updates			7:14 PM
A. Educational Excellence Committee Monthly Report	FYI	Mark Boswell	2 m
.			
B. Finance & Operations Committee Monthly Report	FYI	Jonna Martin	2 m
C. Advancement Committee Monthly Report	FYI	Rebecca Wagner	2 m
D. Governance Committee Monthly Report	FYI	Emily Hansen	2 m
V. General Announcements			
VI. Executive Session (as needed)			
VII. Closing Items			7:22 PM
A. Adjourn Meeting	Vote	Shannon Rutledge	1 m

Coversheet

Approve Meeting Minutes from 6/12/25 and 8/9/25

Section:	I. Opening Items
Item:	D. Approve Meeting Minutes from 6/12/25 and 8/9/25
Purpose:	Approve Minutes
Submitted by:	
Related Material:	Minutes for Governing Board Monthly Meeting on June 12, 2025

DRAFT



**ATLANTA NEIGHBORHOOD
CHARTER SCHOOL**
helping students learn to use their minds well

Atlanta Neighborhood Charter School

Minutes

Governing Board Monthly Meeting

Date and Time

Thursday June 12, 2025 at 6:30 PM

Location

ANCS Admin Offices
423 Georgia Avenue
Atlanta, GA 30312
(entrance on Cherokee Ave)

Notice of this meeting was posted on the ANCS website and both ANCS campuses in accordance with O.C.G.A. § 50-14-1.

Directors Present

Amber Suitt, Drew Waddell, Emily Hansen, Jonna Martin, Mark Boswell, Rebecca Wagner, Ruth Link-Gelles, Shannon Rutledge

Directors Absent

Cory Tiede, Daron Joffe, LaNiesha Cobb Sanders, Oriol Miroso

Guests Present

Alastair Pullen, Duanne Davis, Evan Saadat, Jen Hidingen-Kendrick, Kilamba Augusto, Robin Hubier

I. Opening Items

A. Record Attendance & Guests

B.

Call the Meeting to Order

Shannon Rutledge called a meeting of the board of directors of Atlanta Neighborhood Charter School to order on Thursday Jun 12, 2025 at 6:37 PM.

C. Public Comment

D. Approve Meeting Minutes from 5-15-25

Rebecca Wagner made a motion to approve the minutes from Governing Board Monthly Meeting on 05-15-25.

Amber Suitt seconded the motion.

The board **VOTED** unanimously to approve the motion.

II. School Leadership Updates

A. Executive Director's Monthly Report

Energy audit with a volunteer this summer, new HVAC, HR procedure review. Charter renewal due August 21.

III. Action Items

A. Charter Renewal Draft

Rebecca Wagner made a motion to Approve draft of charter renewal.

Drew Waddell seconded the motion.

The board **VOTED** unanimously to approve the motion.

B. VOTE: Governing Board and Committee Dates for the 25-26 SY

Rebecca Wagner made a motion to Approve Governing Board and committee dates for 25-26SY.

Jonna Martin seconded the motion.

The board **VOTED** unanimously to approve the motion.

IV. Committee Updates

A. Educational Excellence Committee Monthly Report

B. Finance & Operations Committee Monthly Report

C. Advancement Committee Monthly Report

D. Governance Committee Monthly Report

Tracked changes of the governance policies and bylaws were sent out. Please review.

Rebecca Wagner made a motion to Adopt updated policy documents for 25-26SY.

Mark Boswell seconded the motion.

The board **VOTED** unanimously to approve the motion.

V. Task Force Reports

A. Board Nominations Task Force Update

Amber Suitt made a motion to Add Evan Saadat as an additional board member.

Emily Hansen seconded the motion.

The board **VOTED** unanimously to approve the motion.

VI. General Announcements

A. Reminders

Complete board training ASAP, board retreat on August 9.

VII. Closing Items

A. Adjourn Meeting

There being no further business to be transacted, and upon motion duly made, seconded and approved, the meeting was adjourned at 6:48 PM.

Respectfully Submitted,
Shannon Rutledge

Coversheet

Executive Director's Monthly Report

Section:	II. School Leadership Updates
Item:	B. Executive Director's Monthly Report
Purpose:	FYI
Submitted by:	
Related Material:	ED Reports 2025-2026.pdf



Alastair Pullen, Executive Director
Board Reports
2025-2026

August 21, 2025

1. ED Goals
2. Milestones Data: The Embargo Has Been Lifted
3. Enrollment Update



ED Goals

2025-2026

Goal 1: By Spring 2026, reduce the opportunity gap by 3 percentage points as determined by spring MAP (*Unified K-8*)*

Goal 2: By June 2026, establish and implement gifted services to improve academic achievement and increase revenue so that the program is fully operational by SY26-27 (*Unified K-8*)

Goal 3: By June 2026, create a foundation to support ANCS fundraising, complete with a separate advisory board, to begin raising funds in SY 26-27 (*Community Engagement*)

Goal 4: By January 2026, create a comprehensive facilities plan for building improvements at the MC (*Innovative Features, Facilities Improvements*)

Goal 5: By June 30, 2026, Create a plan for mathematics instruction K-8 that positions students to successfully complete algebra in 8th grade, starting in SY 2026-27 (with appropriate scaffolds for students in early years who didn't have the vertical pipeline). (*Unified K-8*)

**Corresponds to strategic plan initiative*

Milestones Quick Overview

+End of Year Test in the following grades/subjects:

3rd grade: ELA, Math

4th grade: ELA, Math

5th grade: ELA, Math, Science

6th grade: ELA, Math

7th grade: ELA, Math

8th grade: ELA, Math, Science, Social Studies

+Students score in one of four categories:

Beginning Learner, Developing Learner, Proficient, Distinguished

Key Takeaways

- +Consistently outperform the State and District in all Grades and all Subjects
- +Disaggregated data illustrates ANCS subgroups consistently outperform subgroups as a whole in APS, where as non-ED students do not.
- +Double digit gains in ELA and Math for Black students at the EC
- +Additional Focus on Math for Upcoming School Year

Comparison to District by Grade

Milestone Grade and Subject Comparison: District

District	display subj..	Grade	Year	Comparison G..				
District	ELA	3	2025	All	40%	25%	21%	14%
		4	2025	All	38%	24%	22%	16%
		5	2025	All	32%	29%	26%	13%
		6	2025	All	41%	23%	25%	12%
		7	2025	All	40%	26%	25%	9%
		8	2025	All	34%	33%	21%	11%
	Math	3	2025	All	21%	38%	27%	14%
		4	2025	All	27%	32%	23%	18%
		5	2025	All	37%	28%	21%	15%
		6	2025	All	36%	38%	16%	10%
		7	2025	All	33%	36%	19%	11%
		8	2025	All	30%	35%	22%	12%

Milestone Grade and Subject Comparison for All

ANCS Elementary	ELA	3	2025	All	5%	12%	37%	46%
		4	2025	All	5%	18%	37%	40%
		5	2025	All	6%	23%	52%	20%
	Math	3	2025	All	17%	49%	32%	
		4	2025	All	34%	37%	28%	
		5	2025	All	14%	23%	45%	18%
	Sci	5	2025	All	14%	24%	42%	20%
ANCS Middle	ELA	6	2025	All	16%	17%	43%	25%
		7	2025	All	18%	16%	53%	12%
		8	2025	All	5%	26%	35%	35%
	Math	6	2025	All	18%	34%	34%	14%
		7	2025	All	14%	33%	37%	16%
		8	2025	All	9%	23%	36%	32%

Change YoY: EC

EOG Achievement Level Change from Prior Year

The charts below show the percentage of students scoring **Proficient and Above** and **Developing and Above**. Rates are displayed only if at least 10 students in the group tested. Select grade levels or relevant subgroups using the **Student Group** filter. Gray bars represent the current year's proficiency rates, while circles show the change in percentage points from the previous year. **Shades of orange indicate a decrease**, and **shades of blue indicate an increase**.



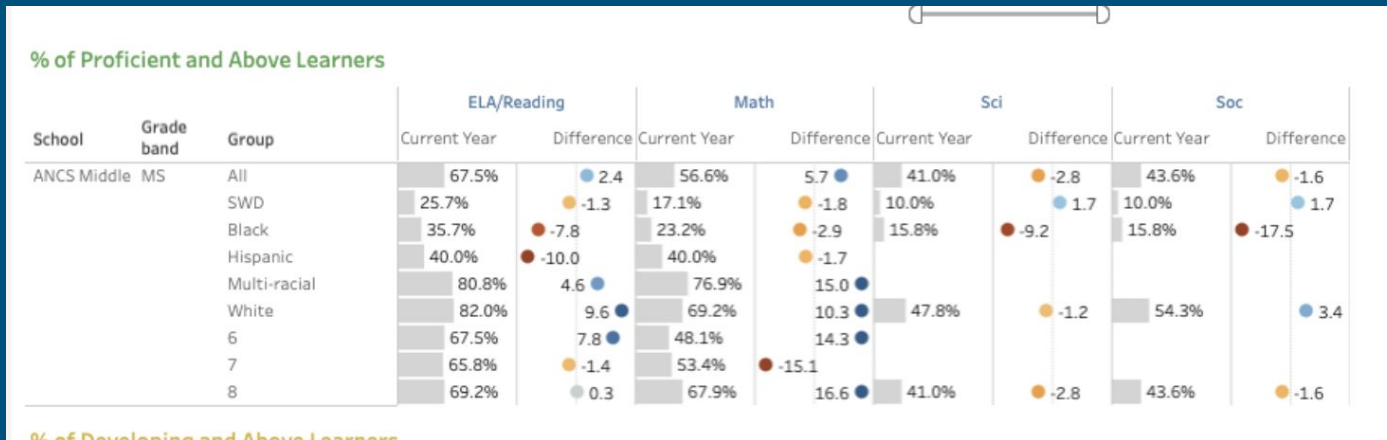
% of Proficient and Above Learners

School	Grade band	Group	ELA/Reading		Math		Sci	
			Current Year	Difference	Current Year	Difference	Current Year	Difference
ANCS Elementary	ES	All	77.0%	5.5	69.9%	6.7	62.1%	-4.5
		SWD	24.0%	4.8	28.0%	1.1	30.8%	
		Black	55.9%	17.0	44.1%	13.6	30.0%	-3.3
		Hispanic						
		White	84.8%	3.2	79.5%	7.0	68.2%	-6.2
		3	83.1%	5.8	81.5%	14.9		
		5	71.2%	-6.6	63.6%	1.7	62.1%	-4.5

*Largest YoY increase → Black students

*For reference APS saw a 1-2% increase on average in subgroup performance

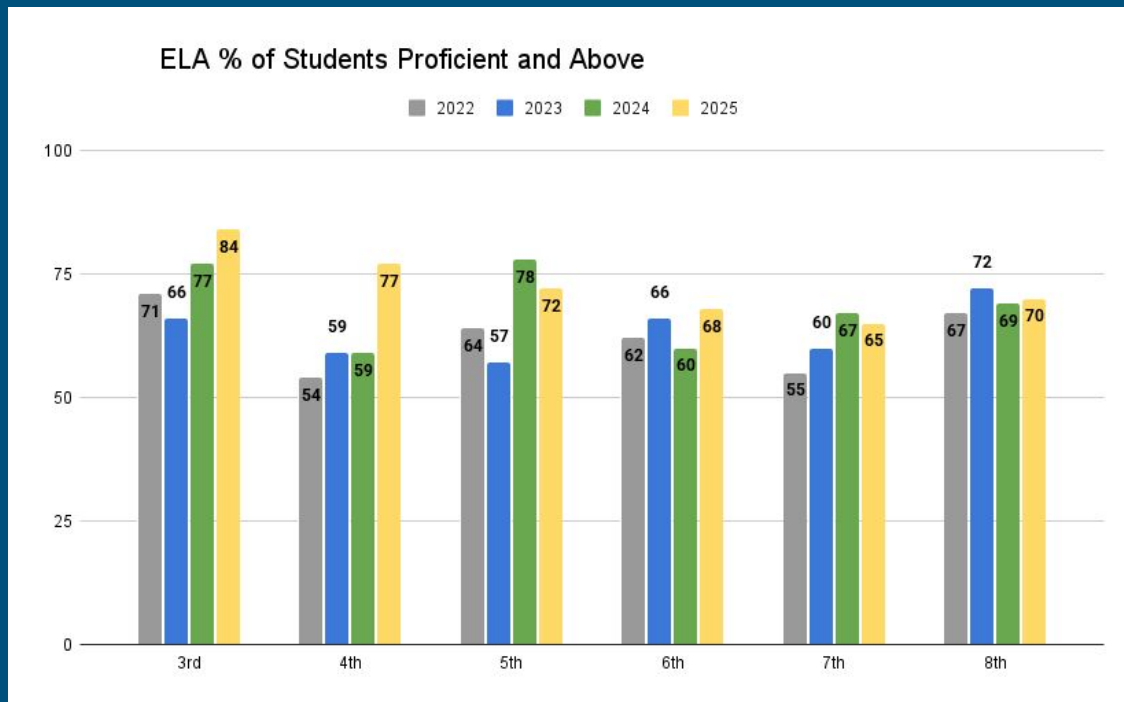
Change YoY: MC



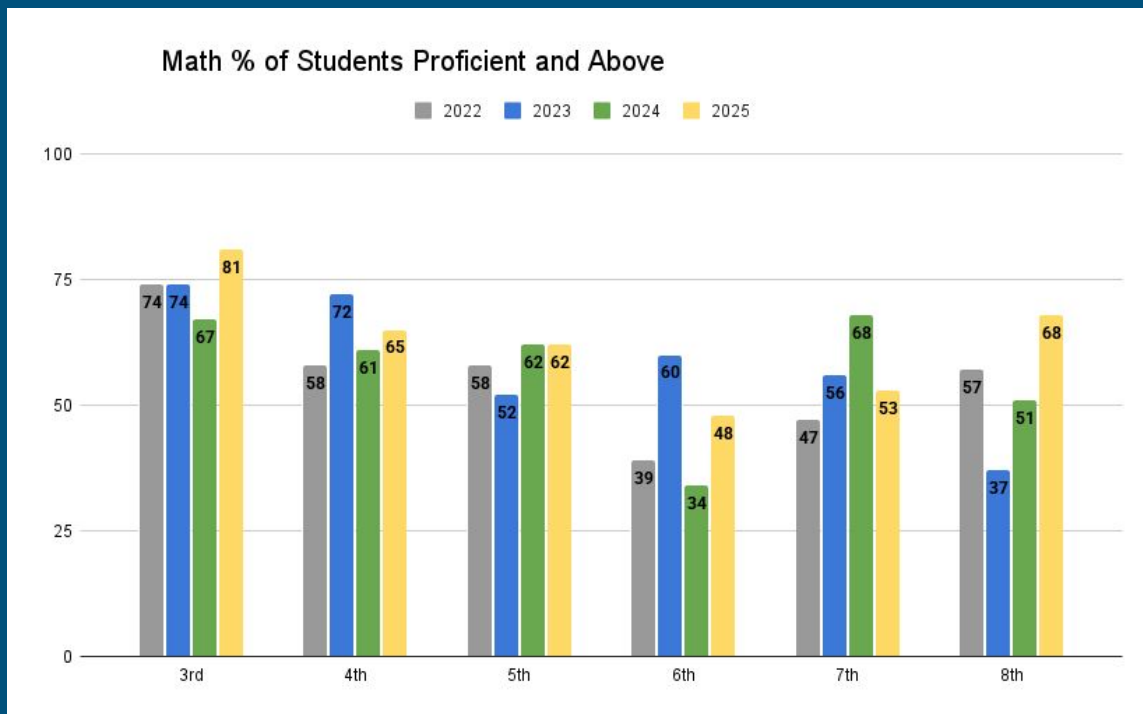
*7th grade Math decrease of 15.1

*Larger increase in Math YoY but Math still remains the weaker subject

YoY Data: ELA



YoY Data: Math



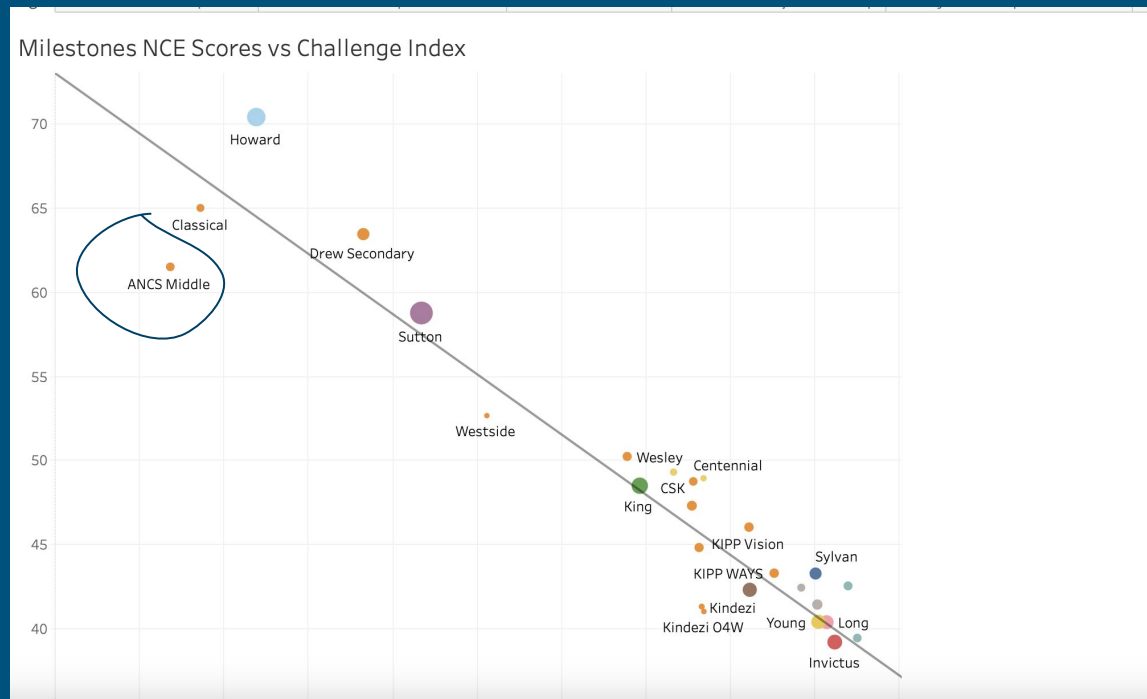
Challenge Index-All Subjects: EC



*Challenge index measures a school's performance in relation to the demographic make-up of their student body

*Ideally, you want to be as close to the upper right hand quadrant above the line as possible

Challenge Index-All Subjects: MC



*Challenge index measures a school's performance in relation to the demographic make-up of their student body

*Ideally, you want to be as close to the upper right hand quadrant above the line as possible

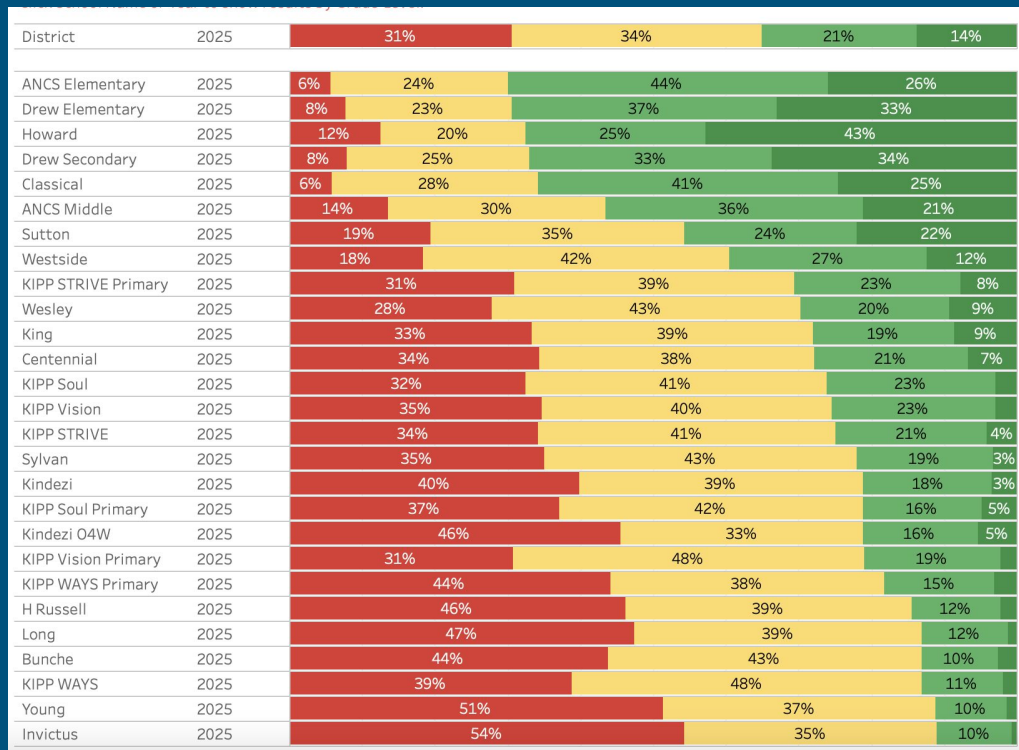
APS Elementary Schools Overall

Milestone Comparison

Click School Name or Year to show results by Grade-Level.

District	2025	31%	34%	21%	14%
Springdale Park	2025	3%	10%	31%	55%
Lin	2025	12%	36%	49%	
Morningside	2025	4%	16%	35%	45%
VHE	2025	5%	18%	29%	48%
Jackson Elementary	2025	7%	17%	33%	43%
Brandon	2025	8%	21%	29%	42%
ANCS Elementary	2025	6%	24%	44%	26%
Drew Elementary	2025	8%	23%	37%	33%
Howard	2025	12%	20%	25%	43%
Drew Secondary	2025	8%	25%	33%	34%
Classical	2025	6%	28%	41%	25%
Burgess	2025	10%	24%	30%	36%
ANCS Middle	2025	14%	30%	36%	21%
Parkside	2025	21%	27%	29%	23%
Bolton	2025	17%	32%	29%	21%
Smith	2025	22%	29%	29%	20%
E Rivers	2025	20%	32%	24%	24%
Beecher	2025	21%	31%	31%	17%
Sutton	2025	19%	35%	24%	22%
Westside	2025	18%	42%	27%	12%
Garden Hills	2025	21%	40%	26%	13%
Benteen	2025	38%	27%	27%	8%

APS Middle Schools Overall

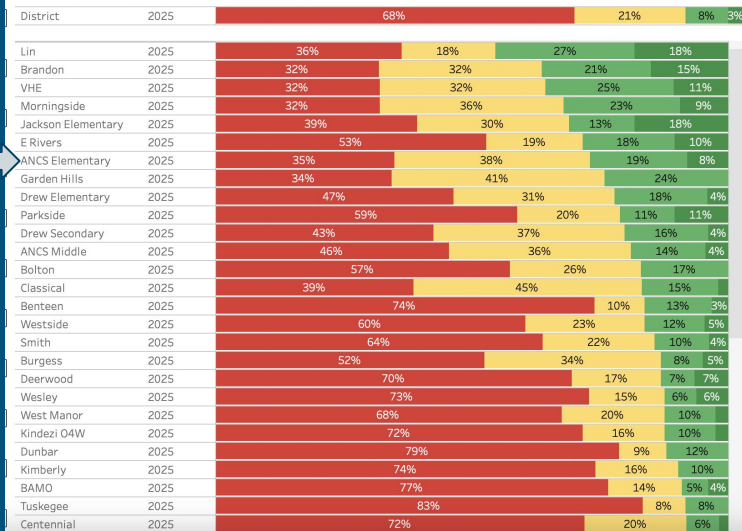


*Only compare Elementary to Elementary and Middle to Middle

SWD Student Data

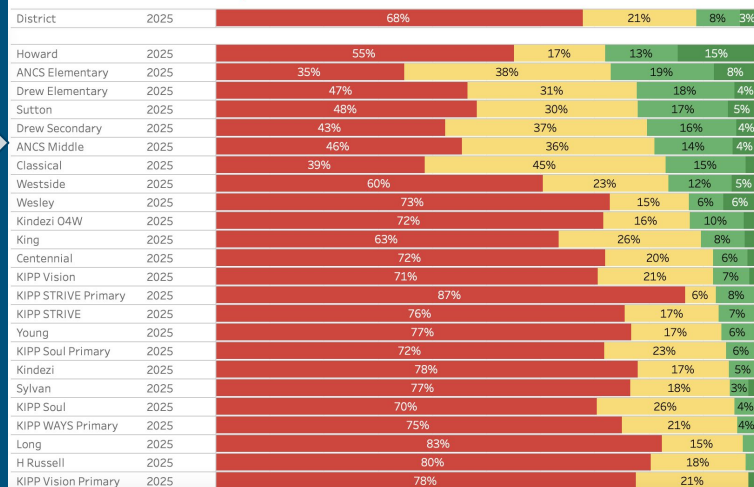
Milestone Comparison

Click School Name or Year to show results by Grade-Level.

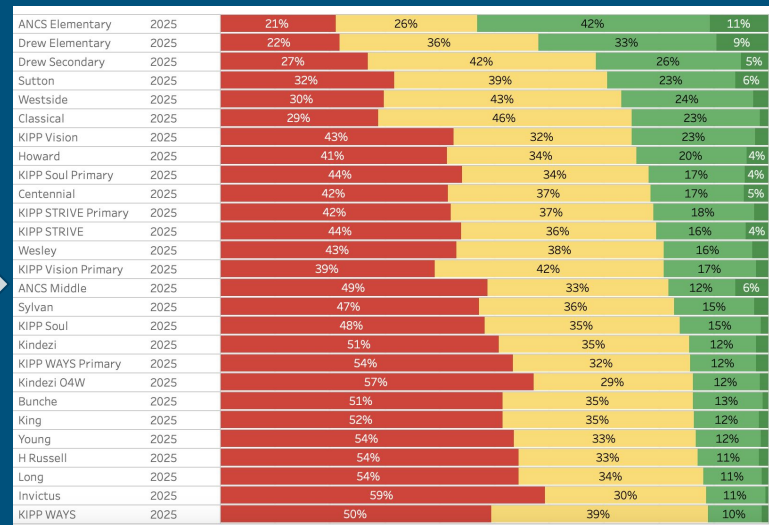
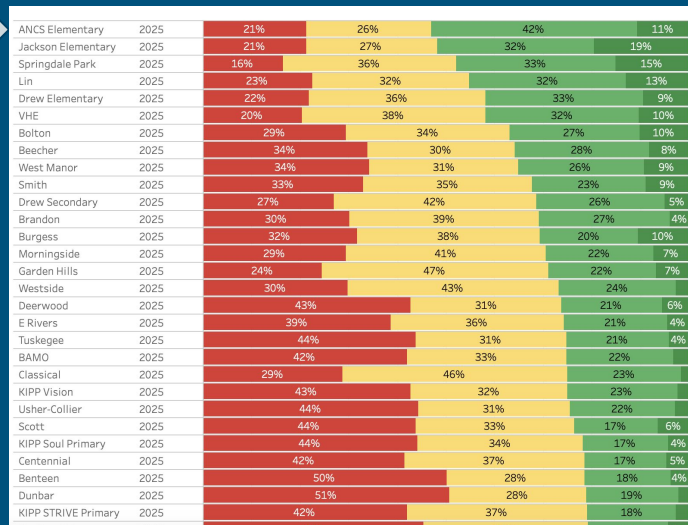


Milestone Comparison

Click School Name or Year to show results by Grade-Level.

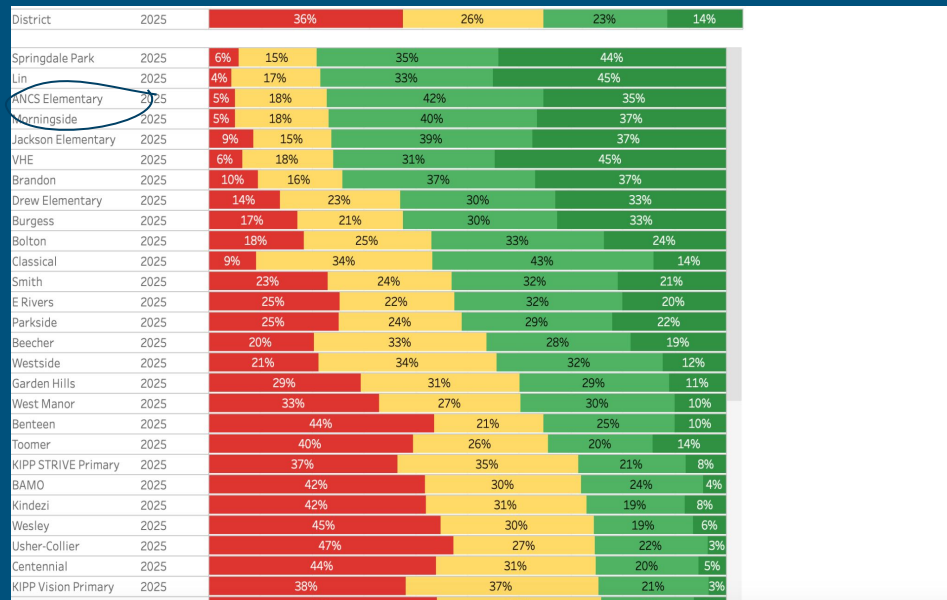


Economically-Disadvantaged Student Data



3rd-5th Grade ELA

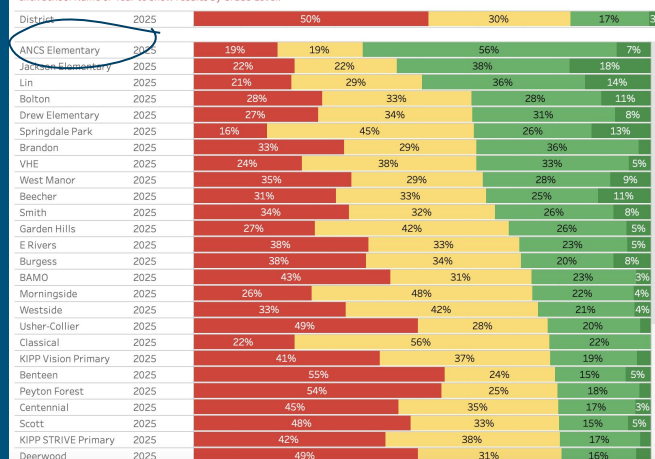
ALL



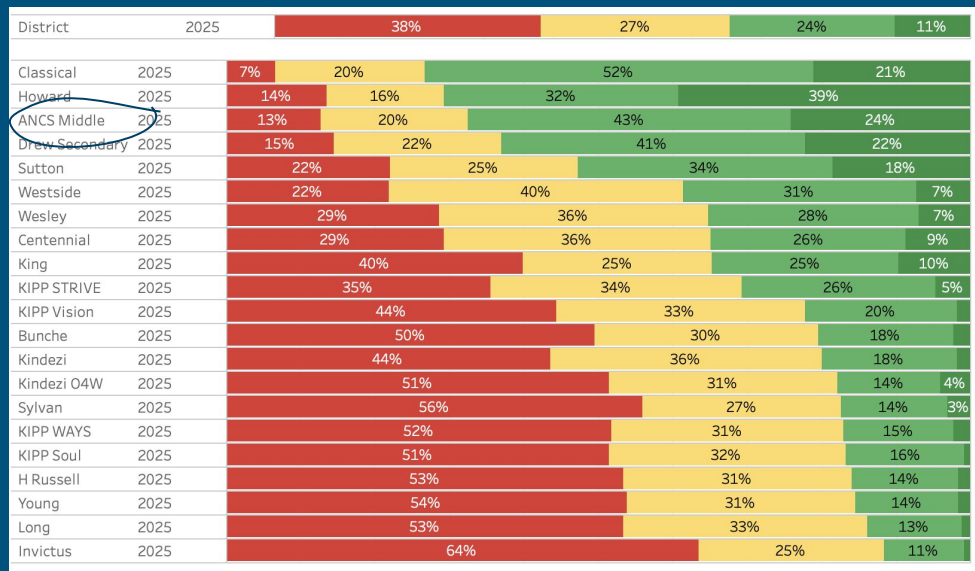
Economically Disadvantaged

Milestone Comparison

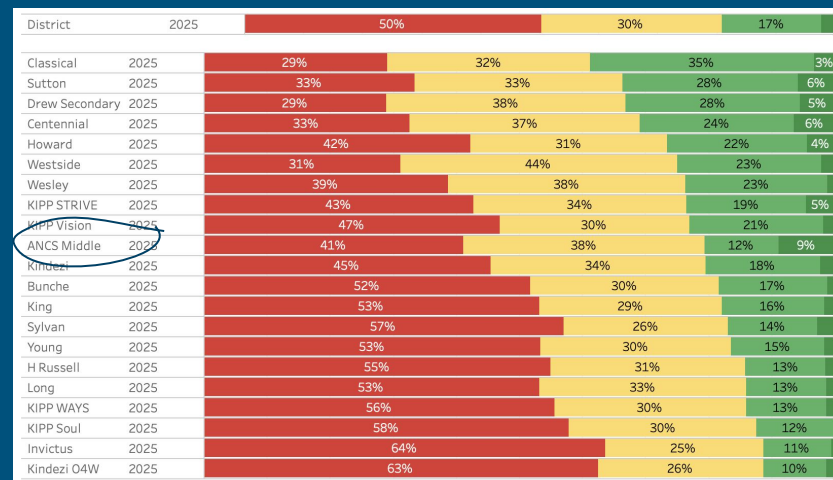
Click School Name or Year to show results by Grade-Level.



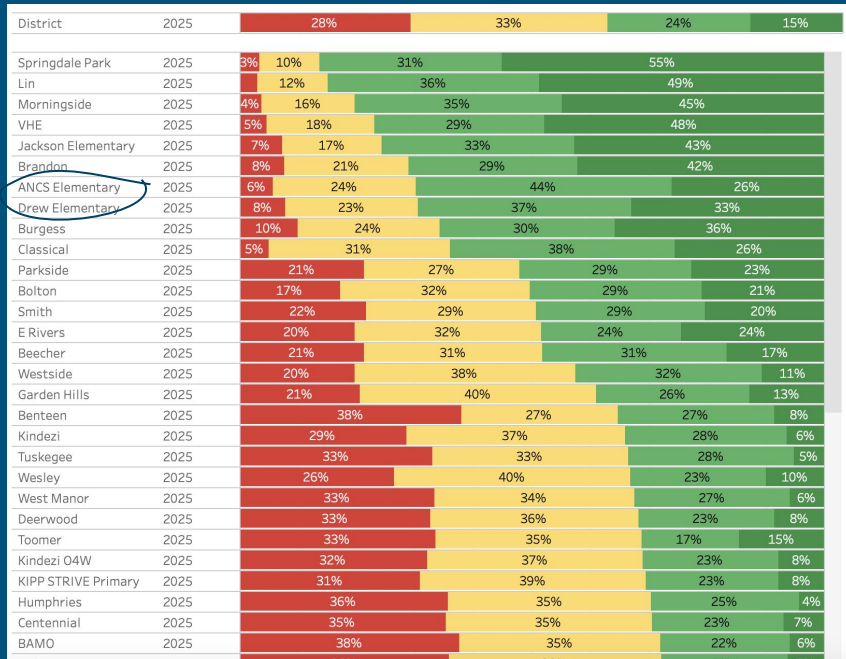
6th-8th Grade ELA



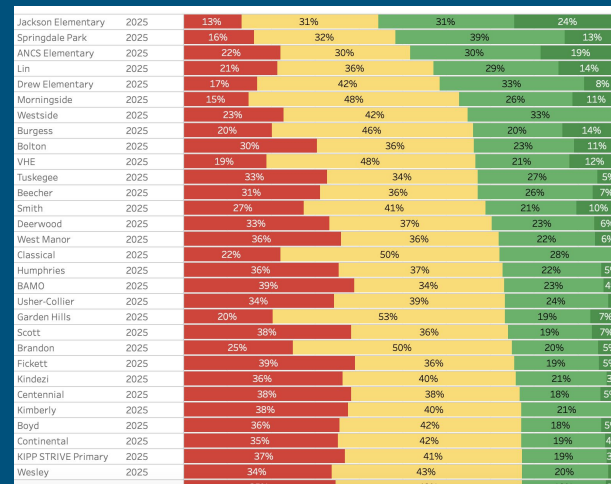
Economically Disadvantaged



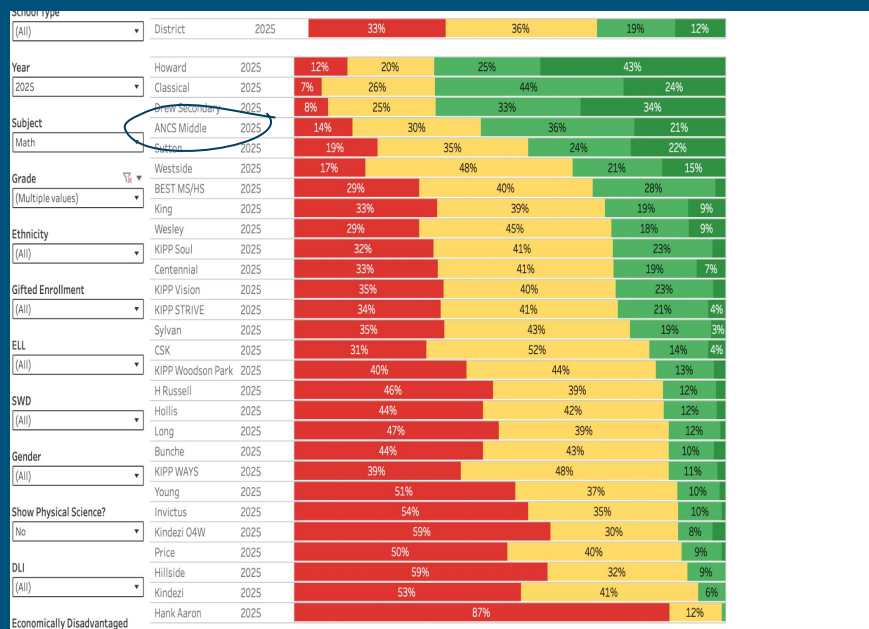
3rd-5th Grade Math



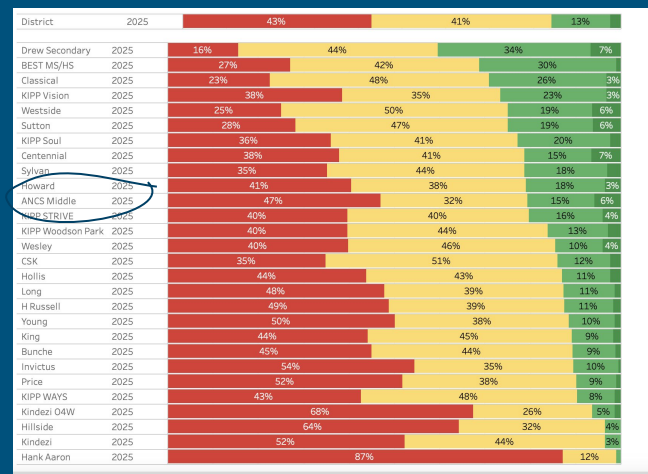
Economically Disadvantaged



6th-8th Grade Math



Economically Disadvantaged



Enrollment Update (as of 8/15)

	# Enrolled	# Spots Available	# on Waitlist
KK	64	0	159
01	66	0	82
02	68	0	72
03	65	1	75
04	65	0	72
05	65	1	57
06	77	1	61
07	77	1	39
08	77	1	13

To Qualify as ED in Georgia:



Who We Are ▾

Family Size	Column I Free Meals If family income is within	Column II Reduced Price Meals If family income is within
1	0 to 19,578	0 to 27,861
2	0 to 26,572	0 to 37,814
3	0 to 33,566	0 to 47,767
4	0 to 40,560	0 to 57,720
5	0 to 47,554	0 to 67,673
6	0 to 54,548	0 to 77,626
7	0 to 61,542	0 to 87,579
8	0 to 68,536	0 to 97,532

For each additional family member, add \$6,994 per year to the income level for free meals and \$9,953 to the income level for

Enrollment Data: Economically Disadvantaged Students YoY

	22-23	23-24	24-25	25-26
K	8	6	13	18*
1	0	11	8	12
2	2	8	7	8
3	5	8	7	6
4	5	12	8	8
5	5	6	12	9
6	3	21	11	21
7	3	5	16	11
8	6	9	7	16
Total	37	86*	89	109
% of Total	6%	14%	14%	17%

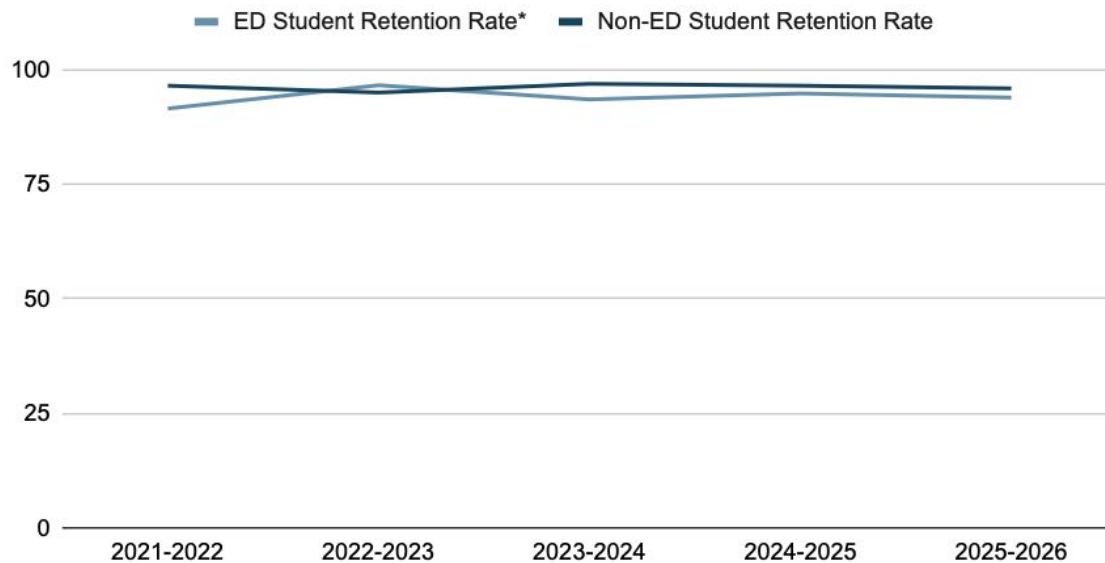
**Note
lottery
weight
went from
4 -100 for
23-24 SY*

ED Student Retention Data YoY

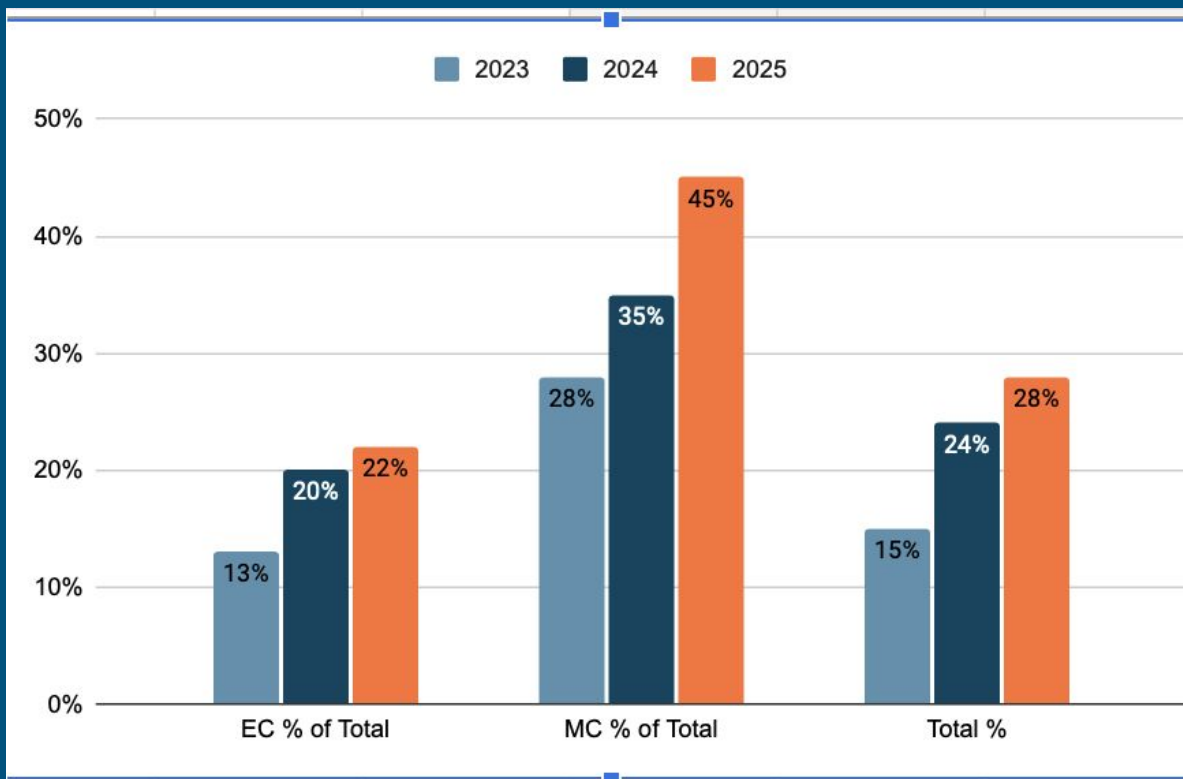
	ED Student Retention Rate*	Non-ED Student Retention Rate
2021-2022	91.5	96.5
2022-2023	96.6	95
2023-2024	93.5	96.9
2024-2025	94.8	96.5
2025-2026	93.9	95.9

*Retention determined by whether a student previously enrolled was enrolled by August 1 of the school year listed

ED Student Retention Rate* and Non-ED Student Retention Rate



% of New Students to ANCS Who Qualify as ED



**Charter Goal
(Total): 22.8%*

A few things to remember...

1. Our charter goal of 22.8% is based on the percentage of new students who qualify as ED. Over a 10 year period, the goal is for 22.8% of our overall student body to qualify as ED.
2. The number of new ED students fluctuates year over year in part to not only who accepts the spot but also how many spots are actually open to the lottery after once children of staff and board members, and current siblings have accepted spots.

Next Steps:

1. Helps us Celebrate and Message these Wins!
2. Consider potential members for foundation
3. Help facilitate connections within the community