



**ATLANTA NEIGHBORHOOD
CHARTER SCHOOL**
helping students learn to use their minds well

Atlanta Neighborhood Charter School

Educational Excellence Committee Meeting

Date and Time

Thursday January 13, 2022 at 4:30 PM EST

In accordance with Georgia's open meetings requirements, notice of this meeting has been posted at both campuses and on the ANCS website.

Agenda

I. Opening Items

- A.** Record Attendance
- B.** Call the Meeting to Order
- C.** Approve Minutes

Approve minutes for Educational Excellence Committee Meeting on December 9, 2021

II. Educational Excellence

- A.** Leadership Team Report on Temporary Return to Virtual Learning
Discussion of student attendance, levels of engagement, and any challenges/successes of the temporary return to virtual learning at the beginning of the year.
- B.** Overview of Data from December MAP Testing
Presentation/discussion of highlights of results of December MAP testing.
- C.** Outreach Plans for 2022 Lottery

Discussion of DEAT plans for community outreach to underrepresented families in the Tier 1 attendance zone, and opportunities for DEAT to contribute to other DEI community outreach initiatives designed to impact the lottery.

D. Preparations for March vote on 2022-2023 Calendar, Daily Schedule

Discuss what preparations will need to be made/data gathered to make informed decisions about the 2022-2023 calendar & daily schedule.

E. Vote on Prioritizing ED Students Over Children of Board Members in School Lottery

Vote on whether language in Policy Guide regarding lottery preference for children of board members should be changed from:

"Children of incoming new Board members approved by the Board and ratified by the PTCA will be given enrollment preference on the waiting list behind any siblings or children of current staff members currently on the waiting list."

To

"Children of incoming new Board members approved by the Board and ratified by the PTCA will be given enrollment preference on the waiting list behind any siblings, children of current staff members, or economically disadvantaged students currently on the waiting list."

III. Closing Items

A. Adjourn Meeting

Coversheet

Approve Minutes

Section: I. Opening Items
Item: C. Approve Minutes
Purpose: Approve Minutes
Submitted by:
Related Material:
Minutes for Educational Excellence Committee Meeting on December 9, 2021

APPROVED



ATLANTA NEIGHBORHOOD CHARTER SCHOOL

helping students learn to use their minds well

Atlanta Neighborhood Charter School

Minutes

Educational Excellence Committee Meeting

Date and Time

Thursday December 9, 2021 at 4:30 PM

In accordance with Georgia's open meetings requirements, notice of this meeting has been posted at both campuses and on the ANCS website.

Committee Members Present

Angela Christie (remote), Carla Wells (remote), Chuck Meadows (remote), Jason Rhodes (remote), Lara Zelski (remote), Pouya Dianat (remote), Rhiannen Laurent (remote)

Committee Members Absent

Cathey Goodgame, Eric Teusink, Hanah Goldberg

Guests Present

Lee Kynes (remote), Maria McFeeley (remote), Rhonda Collins (remote), Ruth Link-Gelles (remote)

I. Opening Items

A. Record Attendance

B. Call the Meeting to Order

Jason Rhodes called a meeting of the Educational Excellence Committee of Atlanta Neighborhood Charter School to order on Thursday Dec 9, 2021 at 4:30 PM.

C.

Approve Minutes

Angela Christie made a motion to approve the minutes from Educational Excellence Committee Meeting on 11-11-21.

Carla Wells seconded the motion.

The committee **VOTED** unanimously to approve the motion.

II. Educational Excellence

A. Discussion of Listening Circles Report

The committee shared reactions to the DEI Listening Circles Report, and heard from the Leadership Team about the recommendations section of the report, which is currently being prepared for distribution to the school community.

B. Community Outreach for 2022 Lottery

Carla and Jason reported on DEAT's plans to do lottery outreach at community events in the tier one attendance zone in January and February.

C. Overview of Preparations for 2022 Lottery

Discussion of: board vote on lottery language to be held at December meeting, which will allow economically disadvantaged students from the tier 2 and/or 3 attendance zones to be added to lottery for purpose of achieving diversity goals; need for a special board meeting in early March to vote on recommendations made by statistician Jarod Apperson based on his analysis of lottery data; and overview of decisions that will need to be made at that meeting.

D. Reconsider Privileged Admission for Children of Board Members in Light of Diversity Goals?

The Committee agreed to vote in January on a proposal to suspend privileged admission for board members' children in cases in which the next child in line for admission is economically disadvantaged and the diversity goals for the grade level in question have not been reached. If approved at the January Committee meeting, this proposal will be presented to the full board for a vote at the January meeting.

III. Closing Items

A. Adjourn Meeting

There being no further business to be transacted, and upon motion duly made, seconded and approved, the meeting was adjourned at 5:38 PM.

Respectfully Submitted,
Jason Rhodes

Documents used during the meeting

None

Coversheet

Overview of Data from December MAP Testing

Section: II. Educational Excellence
Item: B. Overview of Data from December MAP Testing
Purpose: Discuss
Submitted by:
Related Material: MAP Analysis Winter 2021-22.pdf



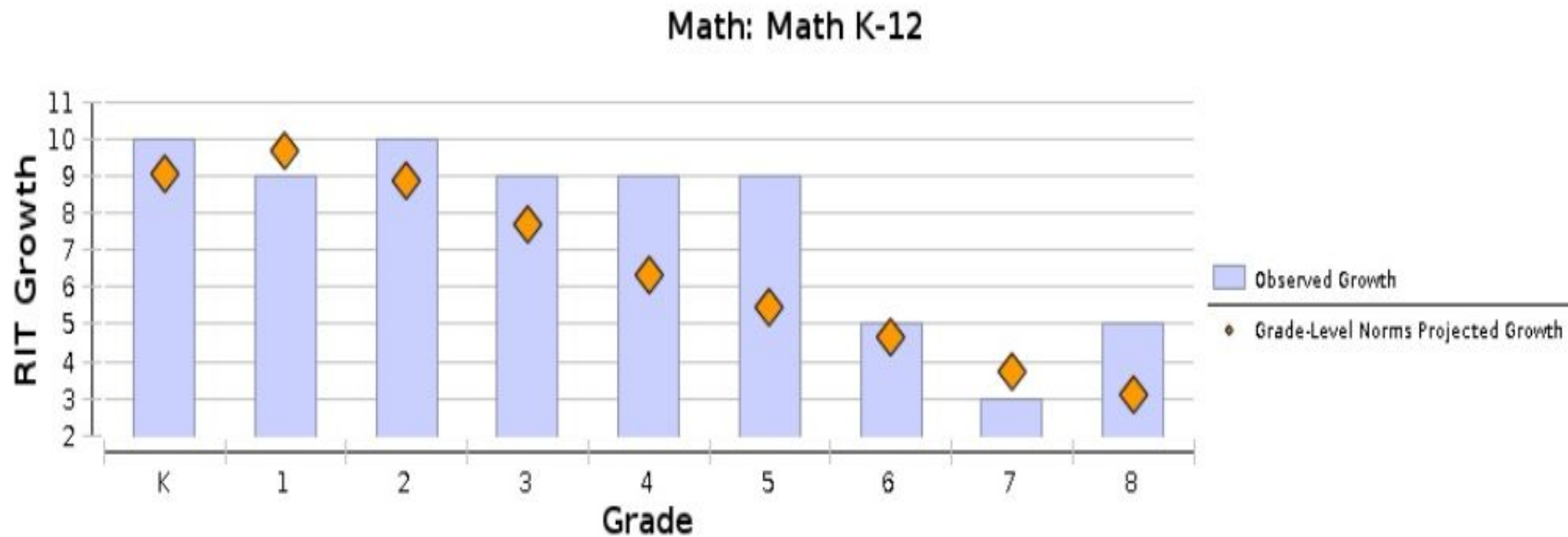
MAP Data - Winter 21-22

First some reminders.....

And now the data....



Math Growth - Fall to Winter



What this data can hide:

7th Grade Math	Number of Students	Mean RIT Fall	Mean RIT Winter	# of students who met growth	% of students who met growth
Overall	76	222.7	226.1	38	50%
White	46	225.9	229.3	23	50%
Black	23	215.5	218.9	11	48%

Speaking of our subgroups....

Grade Math	Number of Students	Mean RIT Fall	Mean RIT Winter	# of students who met growth	% of students who met growth
Overall	63	201.8	210.6	42	67%
White	46	202.8	212.6	34	74%
Black	6	194.8	199.2	2	33%
Special Ed	7	188.1	196.4	3	43%

Bright Spots....

Grade Math	Number of Students	Mean RIT Fall	Mean RIT Winter	# of students who met growth	% of students who met growth
Overall	66	175.1	185.5	38	58%
White	44	177.4	187.6	24	55%
Black	8	161.8	174.1	5	63%
Special Ed	4	165.8	175.3	2	50

Math	Number of Students	Mean RIT Fall	Mean RIT Winter	# of students who met growth	% of students who met growth
Overall	64	194.1	202.7	41	64%
White	44	196.6	205.1	28	64%
Black	10	185.5	193.9	6	60%
Special Ed	3	183	183.7	2	67%

Math Milestones Projections:

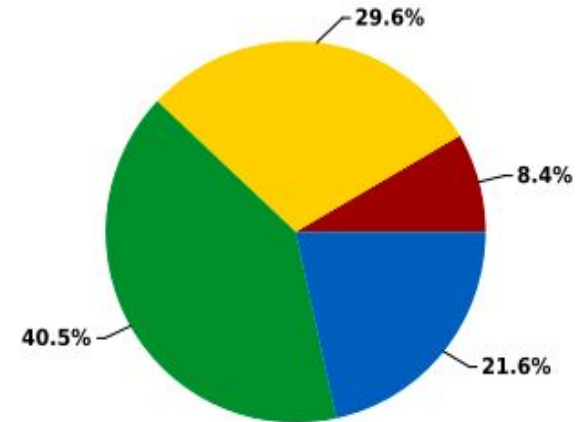
Grouping: School
None

Math: Math K-12

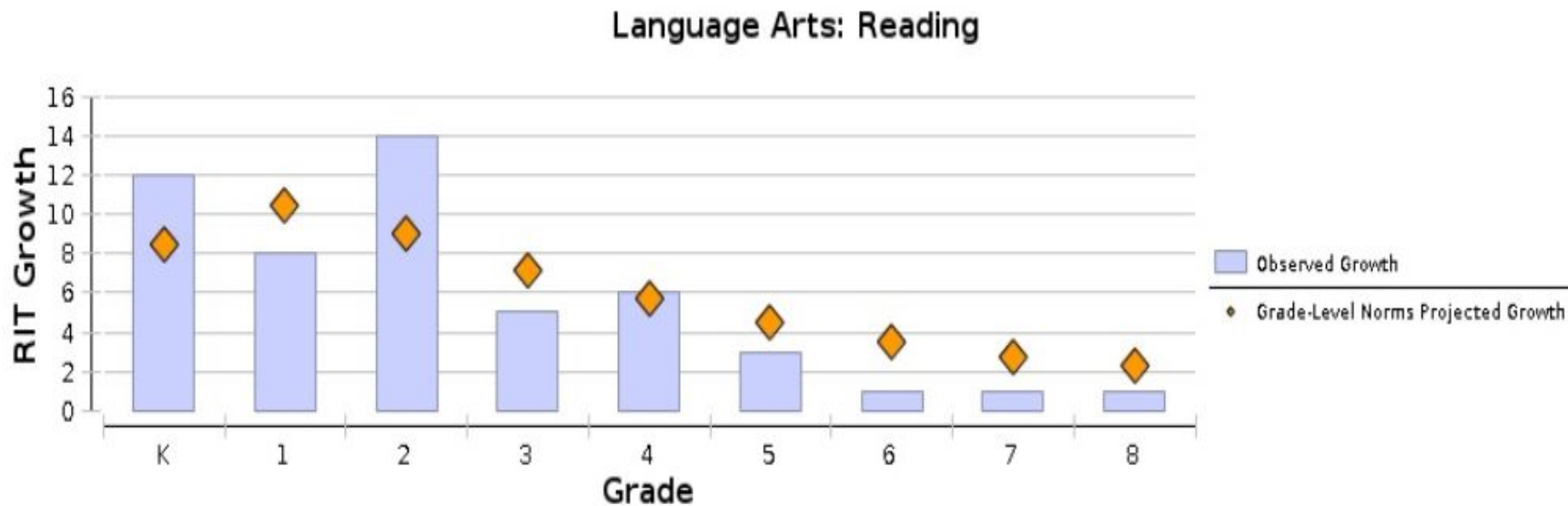
Projected to: Georgia Milestones taken in spring.

View Linking Study: <https://www.nwea.org/resources/georgia-linking-study/>

Grade	Student Count	Beginning		Developing		Proficient		Distinguished	
		Count	Percent	Count	Percent	Count	Percent	Count	Percent
2	66	4	6.1%	23	34.8%	34	51.5%	5	7.6%
3	66	3	4.5%	12	18.2%	33	50.0%	18	27.3%
4	64	2	3.1%	22	34.4%	29	45.3%	11	17.2%
5	60	7	11.7%	13	21.7%	22	36.7%	18	30.0%
6	78	9	11.5%	26	33.3%	28	35.9%	15	19.2%
7	77	11	14.3%	27	35.1%	28	36.4%	11	14.3%
8	76	5	6.6%	21	27.6%	23	30.3%	27	35.5%
Total	487	41	8.4%	144	29.6%	197	40.5%	105	21.6%



Reading Growth - Fall to Winter



ELA Overall...

% of students			
ELA/Reading			
Grade	%ile > 80		%ile < 21
K	59%		3%
1	59%		5%
2	50%		8%
3	45%		3%
4	41%		3%
5	40%		8%
6	27%		13%
7	30%		3%
8	36%		5%

7th Grade again...

7th Grade Reading	Number of Students	Mean RIT Fall	Mean RIT Winter	# of students who met growth	% of students who met growth
Overall	76	222.3	223.6	39	52%
White	46	224.3	225.8	23	50%
Black	23	217.5	218	11	50%
Special Ed	9	214.2	214.4	5	56%

More Bright Spots...

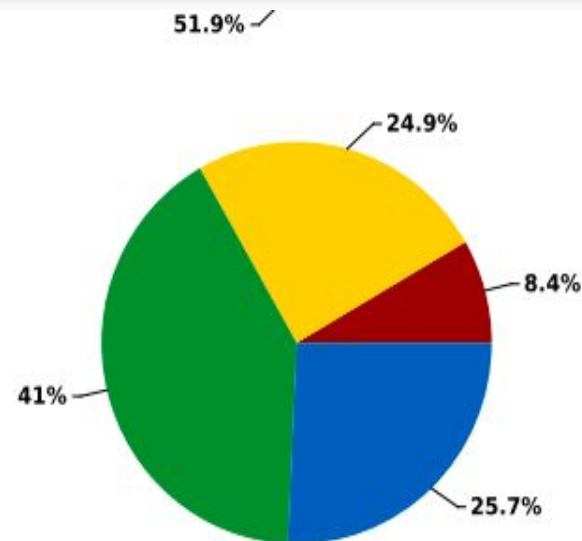
5th Grade Reading	Number of Students	Mean RIT Fall	Mean RIT Winter	# of students who met growth	% of students who met growth
Overall	65	214.5	217.5	35	54%
White	44	216.1	219	24	55%
Black	12	208.5	211.4	6	50%
Special Ed	5	201	208.8	4	80%
3rd Grade Reading	Number of Students	Mean RIT Fall	Mean RIT Winter	# of students who met growth	% of students who met growth
Overall	63	198.7	203.4	23	37%
White	44	201.1	206.5	15	34%
Black	10	189.9	192.7	4	40%
Special Ed	3	185.7	189.3	0	0

ELA Milestones Projections

Projected to: **Georgia Milestones** taken in **spring**.

View Linking Study: <https://www.nwea.org/resources/georgia-linking-study/>

Grade	Student Count	Beginning		Developing		Proficient		Distinguished	
		Count	Percent	Count	Percent	Count	Percent	Count	Percent
2	66	7	10.6%	19	28.8%	22	33.3%	18	27.3%
3	65	6	9.2%	15	23.1%	23	35.4%	21	32.3%
4	64	2	3.1%	16	25.0%	21	32.8%	25	39.1%
5	65	5	7.7%	11	16.9%	31	47.7%	18	27.7%
6	77	11	14.3%	16	20.8%	36	46.8%	14	18.2%
7	77	6	7.8%	30	39.0%	31	40.3%	10	13.0%
8	76	4	5.3%	15	19.7%	37	48.7%	20	26.3%
Total	490	41	8.4%	122	24.9%	201	41.0%	126	25.7%



Overall Summary:

- More than expected growth across the majority of grade levels in math
- Significant portion (plus 40%) of K-5 students are above the 80th percentile in Reading
- Strong Milestones projection scores
- Need for continued work with subgroups (race and disability) in Mean RIT and Growth across subjects
- Continue to monitor Reading/ELA growth