



# Brooklyn RISE Charter School

## Brooklyn RISE Board Meeting

Published on December 17, 2023 at 1:20 PM EST

Amended on December 20, 2023 at 4:07 PM EST

---

### Date and Time

Wednesday December 20, 2023 at 7:00 PM EST

### Location

9 Hanover Place, Brooklyn, NY 11201

---

### Agenda

	Purpose	Presenter	Time
<b>I. Opening Items</b>			<b>7:00 PM</b>
<b>A.</b> Record Attendance			1 m
<b>B.</b> Call the Meeting to Order		Christina Hu	1 m
<b>C.</b> Approve Minutes	Approve Minutes	Christina Hu	1 m
Approve minutes for Brooklyn RISE Board Meeting on November 29, 2023			
<b>II. Finance</b>			<b>7:03 PM</b>
<b>A.</b> Finance Updates	Discuss	Bryson Wilson	15 m
<b>III. Head of School Update</b>			<b>7:18 PM</b>

	Purpose	Presenter	Time	
<p>December was an exciting month for our school as we collected our 2nd round of data, had our enrichment showcases, and of course our NYSED Renewal Visit. We feel really good about where things are as we head into the winter break and look forward to making our school community even stronger in 2024!</p>				
<b>A.</b>	Cary's School Update	FYI	Cary Finnegan	10 m
<b>IV.</b>	<b>Governance</b>			<b>7:28 PM</b>
<b>A.</b>	Retreat Planning	Discuss	Christina Hu	10 m
	Discuss retreat date and time availability: 2/3 or 2/10			
<b>B.</b>	Recruitment goal	Discuss	Christina Hu	10 m
	Discuss board recruitment goal - every board member is responsible to bring on one new board member.			
<b>C.</b>	Board Goals and Self Assessment	Discuss	Christina Hu	10 m
	Access to board evaluation tool has been launched for all board members. Please complete board assessment by January board meeting.			
<b>D.</b>	Vote on Laura Tomana board membership	Vote	Christina Hu	5 m
	Laura Tomana has not attended meetings all of 2023. The board chair has sent several emails but has not received any replies. Last email informing Laura of her missing attendance was sent 12/11/2023 and no reply as of 12/20/2023.			
	The board will discuss and officially vote on removal.			
<b>V.</b>	<b>AOB</b>			
<b>VI.</b>	<b>Closing Items</b>			<b>8:03 PM</b>
<b>A.</b>	Adjourn Meeting	FYI		2 m

# Coversheet

## Approve Minutes

**Section:** I. Opening Items  
**Item:** C. Approve Minutes  
**Purpose:** Approve Minutes  
**Submitted by:**  
**Related Material:** Minutes for Brooklyn RISE Board Meeting on November 29, 2023

APPROVED



## Brooklyn RISE Charter School

# Minutes

## Brooklyn RISE Board Meeting

---

### Date and Time

Wednesday November 29, 2023 at 6:30 PM

### Location

9 Hanover Place, Brooklyn, NY 11201

---

### Trustees Present

B. Cabrera (remote), B. Herbst (remote), C. Hu, E. Waite (remote), G. Han, J. Ni (remote), K. Zaunbrecher (remote)

### Trustees Absent

L. Tomana

---

## I. Opening Items

### A. Record Attendance

### B. Call the Meeting to Order

G. Han called a meeting of the board of trustees of Brooklyn RISE Charter School to order on Wednesday Nov 29, 2023 at 6:33 PM.

### C. Approve Minutes

G. Han made a motion to approve the minutes from Brooklyn RISE Board Meeting on 10-25-23.

C. Hu seconded the motion.

The board **VOTED** to approve the motion.

## **II. Finance**

### **A. Finance Updates**

- Uncategorized expenses (due to new team member onboarding) were making it difficult to review finances, but they are now all uploaded and categorized.

## **III. Head of School Update**

### **A. Cary's School Update**

- Public Hearing was held and one person from the CEC spoke out against BRCS renewal and expansion
- Renewal Site Visit schedule is finalized
- Liaison requested a new facility revision, but then retracted and requested other documentation (enrollment tables and market analysis)
- Very likely to have a note in our renewal report regarding the new facility revision issues

## **IV. Closing Items**

### **A. Adjourn Meeting**

There being no further business to be transacted, and upon motion duly made, seconded and approved, the meeting was adjourned at 7:00 PM.

Respectfully Submitted,  
C. Hu

# Coversheet

## Finance Updates

**Section:** II. Finance  
**Item:** A. Finance Updates  
**Purpose:** Discuss  
**Submitted by:**  
**Related Material:** Brooklyn RISE - Nov 2023 Balance Sheet 12202023.pdf  
Brooklyn RISE - Nov 2023 Cash Flow 12202023.pdf  
Brooklyn RISE - Nov 2023 Financial Update 12202023.pdf  
Brooklyn RISE - Nov 2023 Budget vs Actuals 12202023.pdf  
11 - BRCS - Nov 2023 Board Ck Reg.pdf

**Brooklyn Rise Charter School**  
**Balance Sheet**  
**As of Nov FY2024**

	<b>Jun FY2023</b>	<b>Nov FY2024</b>	<b>YTD Change</b>
<b>ASSETS</b>			
Cash Balance	(8,350)	275,289	283,638
Current Assets	246,911	109,726	(137,185)
Fixed Assets	5,633,841	5,633,841	-
Other Assets	400,399	400,399	-
<b>TOTAL ASSETS</b>	<b>6,272,802</b>	<b>6,419,255</b>	<b>146,453</b>
<b>LIABILITIES &amp; EQUITY</b>			
Current Liabilities	230,867	536,423	305,556
Long-Term Liabilities	5,473,754	5,473,754	-
Beginning Net Assets	1,623,498	568,181	(1,055,317)
Net Income (Loss) to Date	(1,055,317)	(159,104)	896,214
<b>TOTAL LIABILITIES &amp; EQUITY</b>	<b>6,272,802</b>	<b>6,419,255</b>	<b>146,453</b>

**Brooklyn Rise Charter School**  
**Monthly Cash Forecast**  
**As of Nov FY2024**

	2023-24												Forecast	Remaining Balance
	Actuals & Forecast													
	Jul Actuals	Aug Actuals	Sep Actuals	Oct Actuals	Nov Actuals	Dec Forecast	Jan Forecast	Feb Forecast	Mar Forecast	Apr Forecast	May Forecast	Jun Forecast		
<b>Beginning Cash</b>	<b>(8,350)</b>	<b>658,535</b>	<b>1,104,234</b>	<b>497,825</b>	<b>134,529</b>	<b>275,289</b>	<b>183,201</b>	<b>732,429</b>	<b>621,389</b>	<b>986,748</b>	<b>875,709</b>	<b>1,194,474</b>		
<b>REVENUE</b>														
Per Pupil Funding & State Grants	546,726	546,726	547,725	547,725	638,692	542,370	1,202,637	542,370	972,174	569,866	972,174	542,370	7,773,681	(397,874)
Federal Grants	-	-	3,901	3,635	-	86,051	-	-	46,594	-	-	27,957	183,062	14,925
Contributions & Grants	48	48	47	47	47	83	83	83	83	83	83	83	1,000	180
Fundraising	-	-	-	-	-	-	-	-	-	-	-	-	-	-
Interest	1	1	1	1	1	1	1	1	1	1	1	1	14	(0)
Miscellaneous Revenues	-	489	2,780	217	60,730	(64,216)	-	-	-	-	-	-	-	-
<b>TOTAL REVENUE</b>	<b>546,774</b>	<b>547,263</b>	<b>554,455</b>	<b>551,626</b>	<b>699,471</b>	<b>564,290</b>	<b>1,202,721</b>	<b>542,455</b>	<b>1,018,853</b>	<b>569,950</b>	<b>972,259</b>	<b>570,411</b>	<b>7,957,757</b>	<b>(382,770)</b>
<b>EXPENSES</b>														
Personnel	63,131	247,350	266,651	271,895	286,222	302,890	302,890	302,890	302,890	302,890	302,890	302,890	3,611,956	356,475
Benefits & Insurances	29,143	52,043	57,602	59,040	54,997	65,907	65,907	65,907	65,907	65,907	65,907	39,317	724,915	37,335
Curriculum & Classroom	-	-	43,057	-	36,664	22,871	27,888	27,888	27,888	55,384	27,888	38,336	305,738	(2,127)
Administrative Expenses & Insurances	10,440	785	21,175	314	30,387	18,070	18,070	18,070	18,070	18,070	18,070	18,070	196,155	6,562
Professional Development & Services	57,678	38,099	50,057	38,455	242,624	65,360	72,860	72,860	72,860	72,860	72,860	72,860	954,748	25,312
Marketing & Recruitment	1,000	-	65	102	65	3,239	4,779	4,779	4,779	4,779	4,779	4,779	31,852	(1,292)
Facilities	207,192	151,438	122,397	103,596	130,597	161,015	161,015	161,015	161,015	161,015	161,015	24,850	1,876,085	169,924
Miscellaneous Expenses	118,811	120,171	58,792	32,503	54,155	(323,069)	42,481	42,481	42,481	42,481	42,481	42,481	298,945	(17,305)
<b>TOTAL EXPENSES</b>	<b>487,395</b>	<b>609,887</b>	<b>619,797</b>	<b>505,903</b>	<b>835,710</b>	<b>316,283</b>	<b>695,891</b>	<b>695,891</b>	<b>695,891</b>	<b>723,387</b>	<b>695,891</b>	<b>543,584</b>	<b>8,000,394</b>	<b>574,885</b>
<b>Operating Cash Inflow (Outflow)</b>	<b>59,380</b>	<b>(62,624)</b>	<b>(65,343)</b>	<b>45,722</b>	<b>(136,239)</b>	<b>248,006</b>	<b>506,830</b>	<b>(153,436)</b>	<b>322,962</b>	<b>(153,436)</b>	<b>276,368</b>	<b>26,828</b>	<b>(42,637)</b>	<b>(957,655)</b>
Revenues - Prior Year Accruals	-	-	-	-	(2,072)	104,582	-	-	-	-	-	-	-	-
Other Current Assets	139,258	-	-	-	-	-	-	-	-	-	-	-	-	-
Fixed Assets	-	-	-	-	-	42,397	42,397	42,397	42,397	42,397	42,397	42,397	42,397	-
Accounts Payable - Current Year	(27,591)	62,214	4,094	136,234	(291,964)	117,013	-	-	-	-	-	-	-	-
Expenses - Prior Year Accruals	(57,445)	(115,981)	-	-	(22,500)	12	-	-	-	-	-	-	-	-
Other Current Liabilities	553,284	562,090	(545,160)	(545,251)	593,534	(604,098)	-	-	-	-	-	-	-	-
<b>Ending Cash</b>	<b>658,535</b>	<b>1,104,234</b>	<b>497,825</b>	<b>134,529</b>	<b>275,289</b>	<b>183,201</b>	<b>732,429</b>	<b>621,389</b>	<b>986,748</b>	<b>875,709</b>	<b>1,194,474</b>	<b>1,263,698</b>		
Days Cash on Hand	31	52	24	6	13	9	35	29	47	41	57	60		



# Brooklyn RISE Charter School November Financial Update

DECEMBER 20, 2023





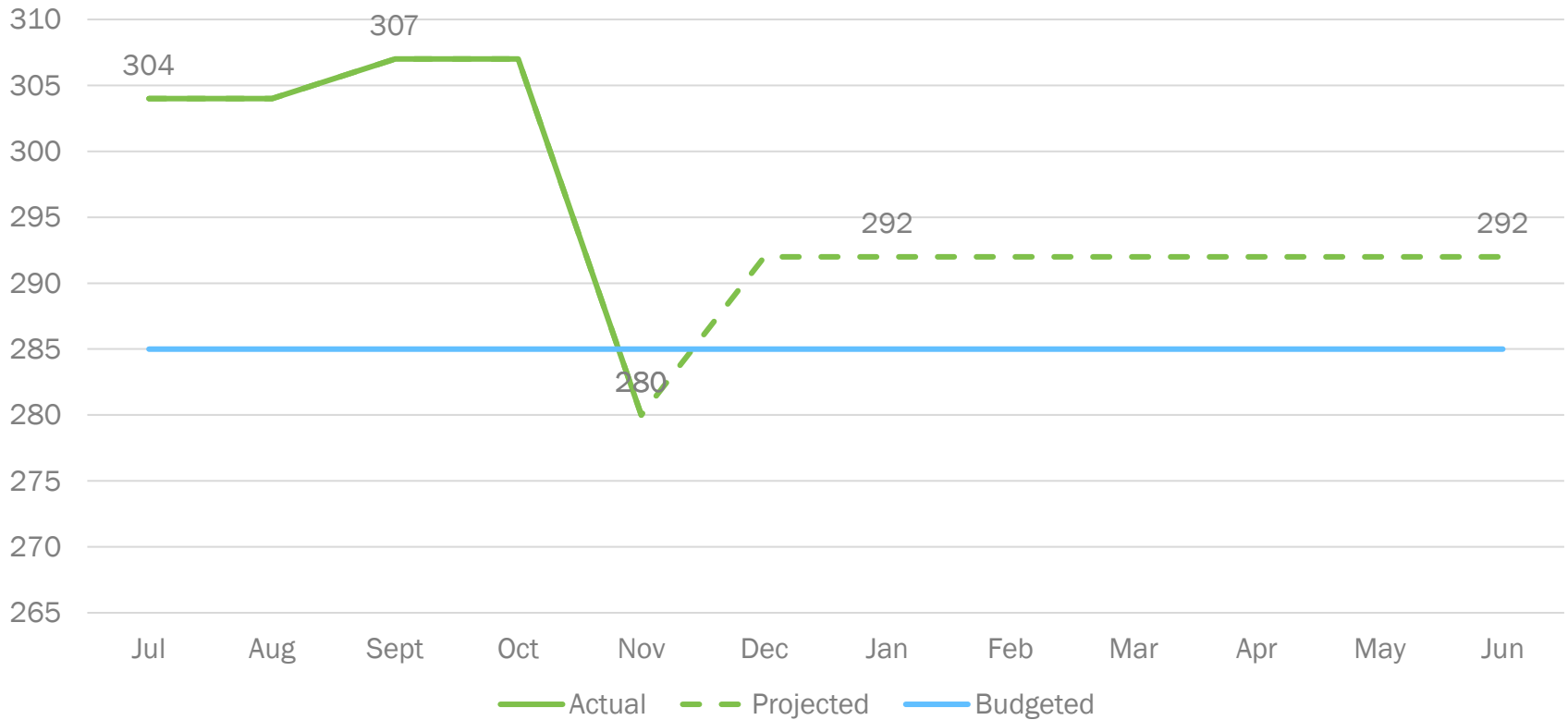
# Contents

- 1. Financial Dashboards as of Nov 30, 2023.**
  
- 2. Supporting Financial Exhibits (Attachments)**
  - A. Budget Vs. Actuals through Nov 30, 2023.
  - B. Balance Sheet as of Nov 30, 2023.
  - C. Cash Flow Statement as of Nov 30, 2023.
  - D. Check and Credit Card Registers.



# Total Monthly Enrollment (FTE)

## GenEd = Billed for 280 (Nov)

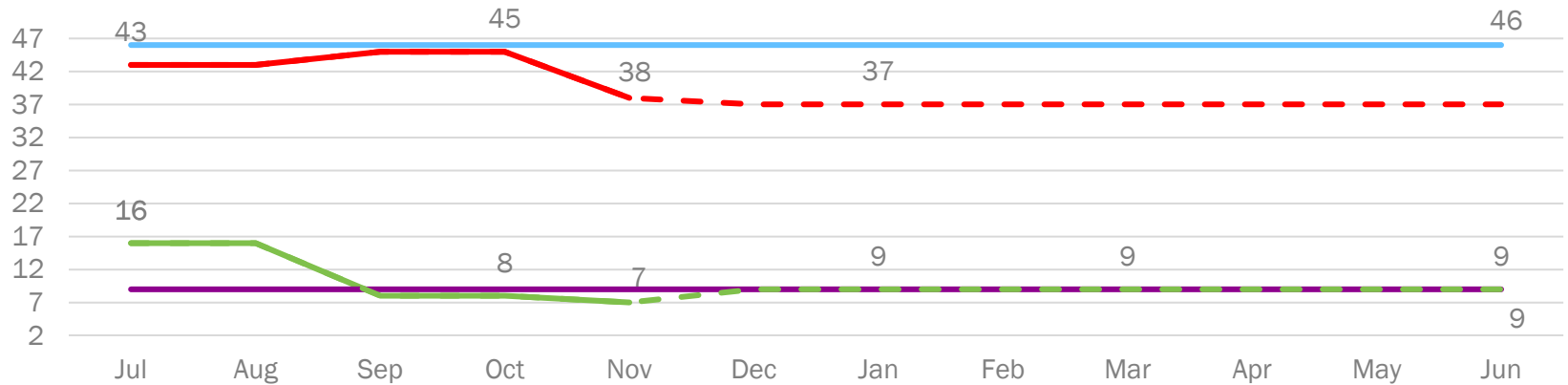


**Projection of 291.60 FTEs based on January Invoice**



# SpEd Monthly Enrollment (FTE)

## SpEd enrollment positive vs. budget



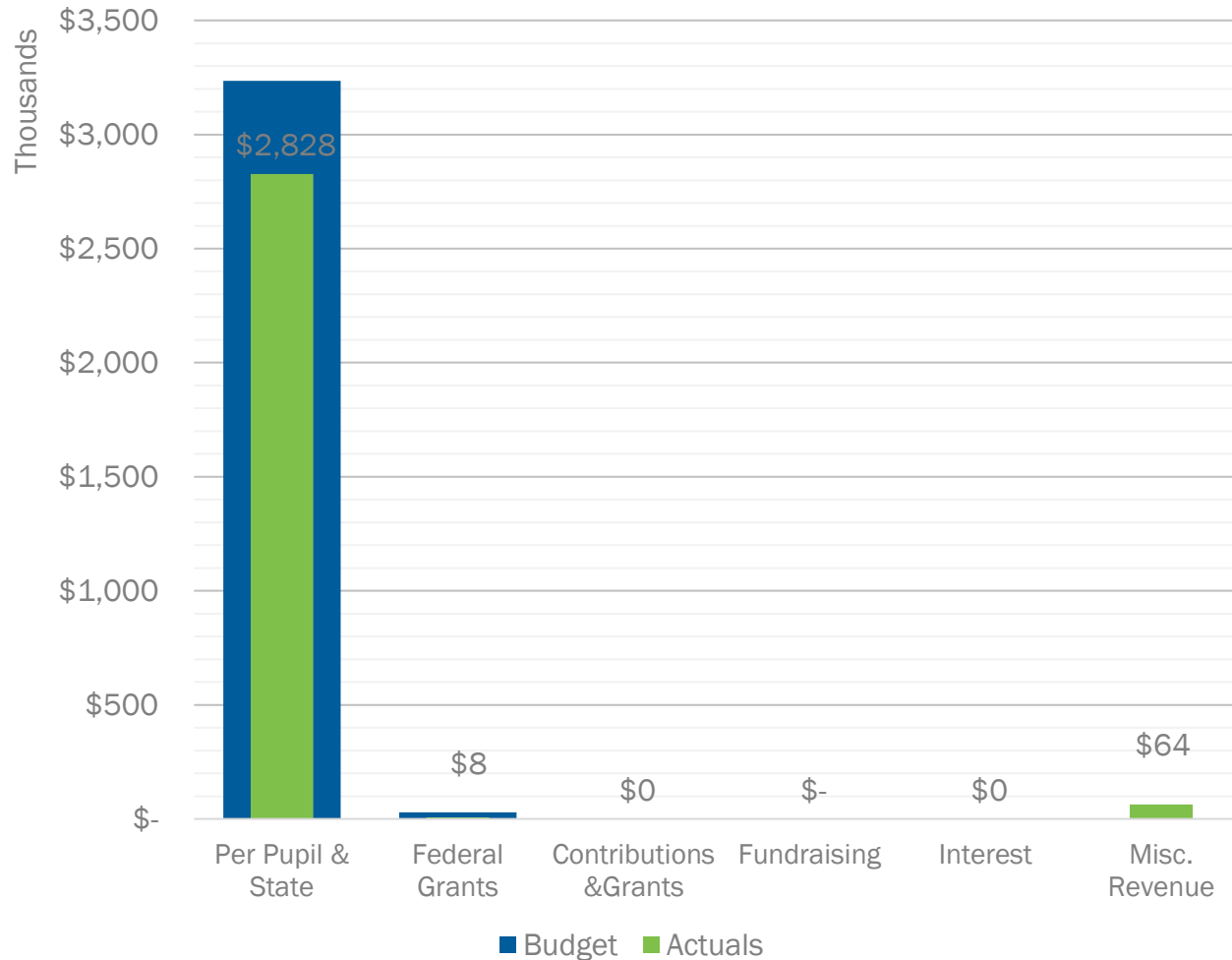
- Actual 20% to 60% SpEd
- Budgeted 20% to 60% SpEd Enrollment
- - - Projected 20% to 60% SpEd
- Actual Greater than 60% SpEd
- Budgeted Greater than 60% SpEd Enrollment
- - - Projected Greater than 60%

## SpEd Enrollment Notes

- **Nov billed actuals of 7 (20-60%) and 37.8 (>60%)**
- **Projections of 9.175 (20-60%) and 36.7 (>60%) based on January invoice**

# Budget YTD vs. Actuals YTD - Revenue

## Total variance of **-\$364K**



## Revenue Notes

- **Negative variance in per pupil driven by facility rental assistance payments not received (Jul, Sept).**
- **\$344K received in facility assistance on November Invoice**
- **\$660K to be received in facility assistance on January Invoice**

# Budget YTD vs. Actuals YTD - Expenses

## Overall YTD variance of \$118K



## Expense Notes

- **Personnel and Benefits based on actuals – positive variance YTD**
- **Timing and coding driving positive variances across budget lines**
- **\$384K of Misc. Expenses largely driven by \$364K in Uncat Expenses. Working with school leadership to address.**



# Budget YTD vs. Actuals YTD

		2023-24	2023-24	Variance
		<b>Budget YTD</b>	<b>Actuals YTD</b>	
Revenue	Per Pupil Funding & State Grants	3,235,306	2,827,594	(407,712)
	Federal Grants	29,169	7,535	(21,634)
	Contributions & Grants	-	237	237
	Fundraising	-	-	-
	Interest	6	6	0
	Miscellaneous Revenues	-	64,216	64,216
	<b>Total Revenue</b>	<b>3,264,481</b>	<b>2,899,589</b>	<b>(364,892)</b>
Expenses	Personnel	1,257,727	1,135,249	122,478
	Benefits & Insurances	321,522	252,824	68,698
	Curriculum & Classroom	107,891	79,721	28,171
	Administrative Expenses & Insurances	102,557	63,101	39,457
	Professional Development & Services	382,977	426,913	(43,936)
	Marketing & Recruitment	8,844	1,232	7,612
	Facilities	917,869	715,221	202,648
	Miscellaneous Expenses	77,971	384,431	(306,460)
	<b>Total Expenses</b>	<b>3,177,359</b>	<b>3,058,692</b>	<b>118,667</b>
	<b>Operating Income</b>	<b>87,121</b>	<b>(159,104)</b>	<b>(246,225)</b>
	Beginning Balance (Audited)	778,623	568,181	(210,442)
	Operating Income	87,121	(159,104)	(246,225)
	<b>Ending Fund Balance (incl. Depreciation)</b>	<b>865,745</b>	<b>409,078</b>	<b>(456,667)</b>
	<b>Ending Fund Balance as % of Expenses</b>	<b>27.2%</b>	<b>13.4%</b>	<b>-13.9%</b>



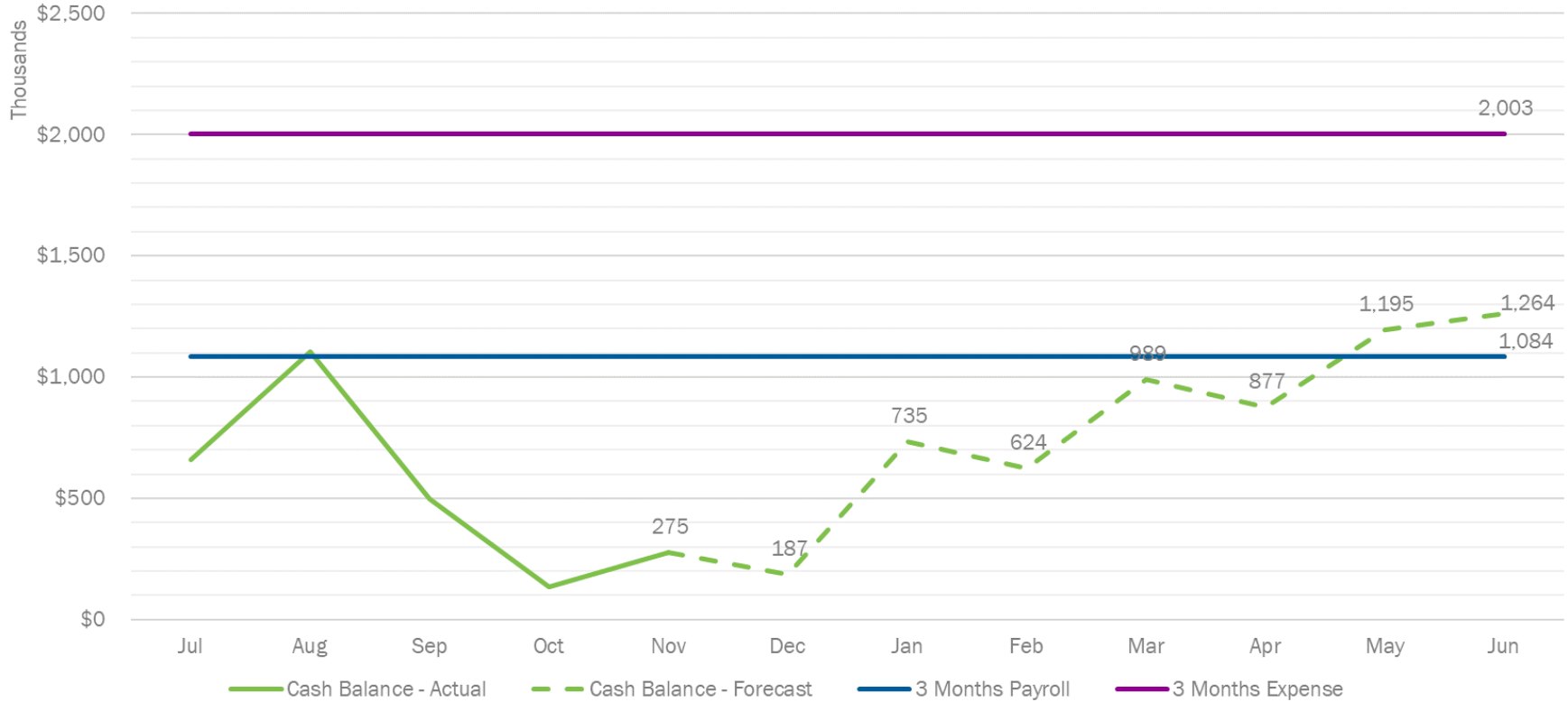
# Balance Sheet Status

		Jun FY2023	Nov FY2024	YTD Change	Notes
<b>Assets</b>	Cash Balance	(8,350)	275,289	283,638	
	Current Assets	246,911	109,726	(137,185)	Receivables
	Fixed Assets	5,633,841	5,633,841	-	Computers, Furniture, rou Asset
	Other Assets	400,399	400,399	-	Security Deposits
	<b>Total Assets</b>	<b>6,272,802</b>	<b>6,419,255</b>	<b>146,453</b>	
<b>Liabilities &amp; Equity</b>	Current Liabilities	230,867	536,423	305,556	AP, Credit Card
	Long-Term Liabilities	5,473,754	5,473,754	-	Facility Lease Liability
	Beginning Net Assets	1,623,498	568,181	(1,055,317)	Fund Balance
	Net Income (Loss) to Date	(1,055,317)	(159,104)	896,214	YTD Net Income
	<b>Total Liabilities &amp; Equity</b>	<b>6,272,802</b>	<b>6,419,255</b>	<b>146,453</b>	





# Monthly Cash Balance FY23



- **3 of 6 per pupil payments received – Nov projects per pupil payment**
- **Per Pupil for 291 FTEs (Jan), Title funding in cash forecast**
- **Cash forecast assumes full spend of all budget lines**

# FY Budget vs FY Forecast Variance

		2023-24	2023-24	Variance
		Budget	Current Forecast	
Revenue	Per Pupil Funding & State Grants	7,791,052	7,773,681	(17,371)
	Federal Grants	190,637	183,062	(7,575)
	Contributions & Grants	-	1,000	1,000
	Fundraising	-	-	-
	Interest	14	14	-
	Miscellaneous Revenues	-	-	-
	<b>Total Revenue</b>	<b>7,981,703</b>	<b>7,957,757</b>	<b>(23,946)</b>
Expenses	Personnel	3,558,500	3,611,956	(53,456)
	Benefits & Insurances	711,600	724,915	(13,315)
	Curriculum & Classroom	298,818	305,738	(6,920)
	Administrative Expenses & Insurances	194,210	196,155	(1,945)
	Professional Development & Services	950,184	954,748	(4,564)
	Marketing & Recruitment	30,466	31,852	(1,386)
	Facilities	1,876,085	1,876,085	-
	Miscellaneous Expenses	187,124	298,945	(111,821)
<b>Total Expenses</b>	<b>7,806,988</b>	<b>8,000,394</b>	<b>(193,406)</b>	
	<b>Operating Income</b>	<b>174,715</b>	<b>(42,637)</b>	<b>(217,352)</b>
	Beginning Balance (Audited)	778,623	568,181	(210,442)
	Operating Income	174,715	(42,637)	(217,352)
<b>Ending Fund Balance (incl. Depreciation)</b>		<b>953,339</b>	<b>525,544</b>	<b>(427,795)</b>
<b>Ending Fund Balance as % of Expenses</b>		<b>12.2%</b>	<b>6.6%</b>	<b>-5.6%</b>

**Brooklyn Rise Charter School**  
**Income Statement**  
**As of Nov FY2024**

	Actual			YTD Actual YTD	Budget						
	Sep	Oct	Nov		Approved Budget v1	Previous Forecast	Current Forecast	Previous	Approved	Current Forecast Remaining	% Current Forecast Spent
								Forecast vs. Current Forecast	Budget v1 vs. Current Forecast		
<b>SUMMARY</b>											
<b>Revenue</b>											
Per Pupil Funding & State Grants	547,725	547,725	638,692	2,827,594	7,791,052	7,941,093	7,773,681	(167,412)	(17,371)	4,946,087	36%
Federal Grants	3,901	3,635	-	7,535	190,637	186,377	183,062	(3,316)	(7,575)	175,527	4%
Contributions & Grants	47	47	47	237	-	1,000	1,000	-	1,000	763	24%
Interest	1	1	1	6	14	14	14	-	-	8	44%
Miscellaneous Revenues	2,780	217	60,730	64,216	-	-	-	-	-	(64,216)	
<b>Total Revenue</b>	<b>554,455</b>	<b>551,626</b>	<b>699,471</b>	<b>2,899,589</b>	<b>7,981,703</b>	<b>8,128,485</b>	<b>7,957,757</b>	<b>(170,728)</b>	<b>(23,946)</b>	<b>5,058,168</b>	<b>36%</b>
<b>Expenses</b>											
Personnel	266,651	271,895	286,222	1,135,249	3,558,500	3,611,956	3,611,956	-	(53,456)	2,476,706	31%
Benefits & Insurances	57,602	59,040	54,997	252,824	711,600	724,915	724,915	-	(13,315)	472,091	35%
Curriculum & Classroom	43,057	-	36,664	79,721	298,818	312,186	305,738	6,448	(6,920)	226,017	26%
Administrative Expenses & Insurances	21,175	314	30,387	63,101	194,210	197,600	196,155	1,446	(1,945)	133,054	32%
Professional Development & Services	50,057	38,455	242,624	426,913	950,184	957,560	954,748	2,812	(4,564)	527,835	45%
Marketing & Recruitment	65	102	65	1,232	30,466	33,144	31,852	1,292	(1,386)	30,620	4%
Facilities	122,397	103,596	130,597	715,221	1,876,085	1,876,085	1,876,085	-	-	1,160,864	38%
Miscellaneous Expenses	58,792	32,503	54,155	384,431	187,124	298,945	298,945	-	(111,821)	(85,486)	129%
<b>Total Expenses</b>	<b>619,797</b>	<b>505,903</b>	<b>835,710</b>	<b>3,058,692</b>	<b>7,806,988</b>	<b>8,012,391</b>	<b>8,000,394</b>	<b>11,997</b>	<b>(193,406)</b>	<b>4,941,702</b>	<b>38%</b>
<b>Operating Income</b>	<b>(65,343)</b>	<b>45,722</b>	<b>(136,239)</b>	<b>(159,104)</b>	<b>174,715</b>	<b>116,093</b>	<b>(42,637)</b>	<b>(158,730)</b>	<b>(217,352)</b>	<b>116,467</b>	
<b>Fund Balance</b>											
Beginning Balance (Unaudited)					778,623	568,181	568,181				
Operating Income					174,715	116,093	(42,637)				
<b>Ending Fund Balance</b>					<b>953,339</b>	<b>684,274</b>	<b>525,544</b>				
<b>Total Revenue Per Enrollment</b>					28,006	27,300	27,290				
<b>Total Expenses Per Enrollment</b>					27,393	26,910	27,436				
<b>Operating Income Per Enrollment</b>					613	390	(146)				
<b>Fund Balance as a % of Expenses</b>					12.2%	8.5%	6.6%				

**Brooklyn Rise Charter School**  
**Income Statement**  
**As of Nov FY2024**

	Actual			YTD	Budget							
	Sep	Oct	Nov	Actual YTD	Approved Budget v1	Previous Forecast	Current Forecast	Previous Forecast vs. Current Forecast	Approved Budget v1 vs. Current Forecast	Current Forecast Remaining	% Current Forecast Spent	
<b>KEY ASSUMPTIONS</b>												
<b>Enrollment Breakdown</b>												
<b>Enrollment Summary</b>												
K-5												
<b>Total Enrolled</b>					285	298	292	(6)	7			
<b>REVENUE</b>												
<b>Per Pupil Funding &amp; State Grants</b>												
4101	Per Pupil Aid-General Ed	470,115	470,115	407,244	2,276,701	5,226,900	5,460,735	5,347,944	(112,791)	121,044	3,071,243	43%
4102.1	Per Pupil Aid-Special Ed - 20 to 60	6,860	6,860	5,428	46,855	93,510	83,120	95,328	12,208	1,818	48,473	49%
4102.2	Per Pupil Aid-Special Ed - Greater than 60	70,750	70,750	53,739	331,756	876,254	735,768	699,098	(36,669)	(177,156)	367,342	47%
4103	NYSTL	-	-	-	-	23,656	24,714	24,203	(510)	548	24,203	0%
4104	NYSSL	-	-	-	-	601	628	615	(13)	14	615	0%
4105	NYSLIB	-	-	-	-	2,062	2,154	2,109	(44)	48	2,109	0%
4108	Facility Rental Assistance	-	-	172,281	172,281	1,568,070	1,633,975	1,604,383	(29,592)	36,313	1,432,102	11%
<b>SUBTOTAL - Per Pupil Funding &amp; State Grants</b>		<b>547,725</b>	<b>547,725</b>	<b>638,692</b>	<b>2,827,594</b>	<b>7,791,052</b>	<b>7,941,093</b>	<b>7,773,681</b>	<b>(167,412)</b>	<b>(17,371)</b>	<b>4,946,087</b>	<b>36%</b>
<b>Federal Grants</b>												
4201	Title I	266	-	-	266	120,882	126,376	123,879	(2,498)	2,997	123,613	0%
4202	Title II	-	-	-	-	14,963	15,643	15,334	(309)	371	15,334	0%
4204	IDEA	3,635	3,635	-	7,269	44,792	34,358	33,849	(509)	(10,944)	26,580	21%
4208	Title IV	-	-	-	-	10,000	10,000	10,000	-	-	10,000	0%
<b>SUBTOTAL - Federal Grants</b>		<b>3,901</b>	<b>3,635</b>	<b>-</b>	<b>7,535</b>	<b>190,637</b>	<b>186,377</b>	<b>183,062</b>	<b>(3,316)</b>	<b>(7,575)</b>	<b>175,527</b>	<b>4%</b>
<b>Contributions &amp; Grants</b>												
4301	Individual Contributions	47	47	47	237	-	1,000	1,000	-	1,000	763	24%
<b>SUBTOTAL - Contributions &amp; Grants</b>		<b>47</b>	<b>47</b>	<b>47</b>	<b>237</b>	<b>-</b>	<b>1,000</b>	<b>1,000</b>	<b>-</b>	<b>1,000</b>	<b>763</b>	<b>24%</b>
<b>Fundraising</b>												
<b>SUBTOTAL - Fundraising</b>		<b>-</b>	<b>-</b>	<b>-</b>	<b>-</b>	<b>-</b>	<b>-</b>	<b>-</b>	<b>-</b>	<b>-</b>	<b>-</b>	<b>-</b>
<b>Interest</b>												
4500	Interest Revenue	1	1	1	6	14	14	14	-	-	8	44%
<b>SUBTOTAL - Interest</b>		<b>1</b>	<b>1</b>	<b>1</b>	<b>6</b>	<b>14</b>	<b>14</b>	<b>14</b>	<b>-</b>	<b>-</b>	<b>8</b>	<b>44%</b>
<b>Miscellaneous Revenues</b>												
4900	Revenue Suspense	2,780	217	60,730	64,216	-	-	-	-	-	(64,216)	
<b>SUBTOTAL - Miscellaneous Revenues</b>		<b>2,780</b>	<b>217</b>	<b>60,730</b>	<b>64,216</b>	<b>-</b>	<b>-</b>	<b>-</b>	<b>-</b>	<b>-</b>	<b>(64,216)</b>	
<b>TOTAL REVENUE</b>		<b>554,455</b>	<b>551,626</b>	<b>699,471</b>	<b>2,899,589</b>	<b>7,981,703</b>	<b>8,128,485</b>	<b>7,957,757</b>	<b>(170,728)</b>	<b>(23,946)</b>	<b>5,058,168</b>	<b>36%</b>

**Brooklyn Rise Charter School**  
**Income Statement**  
**As of Nov FY2024**

		Actual			YTD	Budget						
		Sep	Oct	Nov	Actual YTD	Approved Budget v1	Previous Forecast	Current Forecast	Previous Forecast vs. Current Forecast	Approved Budget v1 vs. Current Forecast	Current Forecast Remaining	% Current Forecast Spent
<b>EXPENSES</b>												
<b>Personnel</b>												
5101	Leadership Salaries	19,201	20,077	20,077	95,852	261,000	261,000	261,000	-	-	165,148	37%
5102	Deans & Directors	21,154	21,154	21,154	101,923	275,000	275,000	275,000	-	-	173,077	37%
5103	Operations/Admin Salaries	29,142	35,818	45,260	158,834	415,000	468,456	468,456	-	(53,456)	309,622	34%
5104	Clerical Salaries	4,500	4,500	4,500	21,531	59,000	59,000	59,000	-	-	37,469	36%
5201	General Education Salaries	125,346	125,346	125,615	490,933	1,598,500	1,598,500	1,598,500	-	-	1,107,567	31%
5202	Instructional Support	15,769	15,769	15,769	62,992	264,000	264,000	264,000	-	-	201,008	24%
5203	Special Education Salaries	23,346	23,346	23,346	87,265	412,000	412,000	412,000	-	-	324,735	21%
5205	Student Support Services Salaries	28,192	25,885	30,500	115,919	274,000	274,000	274,000	-	-	158,081	42%
<b>SUBTOTAL - Personnel</b>		<b>266,651</b>	<b>271,895</b>	<b>286,222</b>	<b>1,135,249</b>	<b>3,558,500</b>	<b>3,611,956</b>	<b>3,611,956</b>	-	<b>(53,456)</b>	<b>2,476,706</b>	<b>31%</b>
<b>Benefits &amp; Insurances</b>												
5402	Social Security-ER	16,276	16,540	17,322	68,855	220,627	223,941	223,941	-	(3,314)	155,086	31%
5404	Medicare-ER	4,736	6,958	5,356	23,038	51,598	52,373	52,373	-	(775)	29,335	44%
5409	SUI/DIS	2,327	1,218	459	6,304	23,676	24,191	24,191	-	(515)	17,887	26%
5411	403B Contribution-Match	-	-	-	-	103,725	105,329	105,329	-	(1,604)	105,329	0%
5501	Medical	34,262	34,325	31,859	154,627	311,974	319,081	319,081	-	(7,107)	164,454	48%
<b>SUBTOTAL - Benefits &amp; Insurances</b>		<b>57,602</b>	<b>59,040</b>	<b>54,997</b>	<b>252,824</b>	<b>711,600</b>	<b>724,915</b>	<b>724,915</b>	-	<b>(13,315)</b>	<b>472,091</b>	<b>35%</b>
<b>Curriculum &amp; Classroom</b>												
6100	Curriculum and Classroom	3,670	-	13,893	17,563	40,000	41,789	40,926	863	(926)	23,364	43%
6101	Classroom Supplies & Materials	39,100	-	18,768	57,869	99,750	104,213	102,060	2,153	(2,310)	44,191	57%
6103	Library Books	-	-	-	-	14,250	14,888	14,580	308	(330)	14,580	0%
6104	Assessments	-	-	-	-	20,000	20,895	20,463	432	(463)	20,463	0%
6105	Field Trip Expenses	-	-	1,740	1,740	28,500	29,775	29,160	615	(660)	27,420	6%
6106	Afterschool/ Saturday Academy	-	-	-	-	10,000	10,447	10,232	216	(232)	10,232	0%
6107	Extracurricular Supplies & Materials	-	-	2,208	2,208	15,000	15,671	15,347	324	(347)	13,139	14%
6108	NYSTL Expenses	-	-	-	-	23,656	24,714	24,203	510	(548)	24,203	0%
6109	NYSSL Expenses	-	-	-	-	601	628	615	13	(14)	615	0%
6110	NYSLIB Expenses	-	-	-	-	2,062	2,154	2,109	44	(48)	2,109	0%
6111	Student Life Organizations	-	-	-	-	10,000	10,447	10,232	216	(232)	10,232	0%
6112	Student Food	-	-	-	-	10,000	10,447	10,232	216	(232)	10,232	0%
6113	Summer Academy	-	-	55	55	10,000	10,447	10,232	216	(232)	10,177	1%
6114	Uniforms/Misc Expenses	287	-	-	287	15,000	15,671	15,347	324	(347)	15,061	2%
<b>SUBTOTAL - Curriculum &amp; Classroom</b>		<b>43,057</b>	<b>-</b>	<b>36,664</b>	<b>79,721</b>	<b>298,818</b>	<b>312,186</b>	<b>305,738</b>	<b>6,448</b>	<b>(6,920)</b>	<b>226,017</b>	<b>26%</b>
<b>Administrative Expenses &amp; Insurances</b>												
7001	Materials and Supplies	225	-	324	548	20,000	20,000	20,000	-	-	19,452	3%
7002	Phone & Internet Expenses	8,452	-	-	8,452	8,600	8,600	8,600	-	-	148	98%
7003	Dues,Subscriptions & Memberships	1,758	-	14,930	16,688	10,000	10,000	10,000	-	-	(6,688)	167%
7004	Postage & Delivery	-	89	-	89	1,260	1,260	1,260	-	-	1,171	7%
7005	Equipment Lease	4,906	-	8,478	13,384	33,600	33,600	33,600	-	-	20,216	40%
7006	Equipment-Non Capitalized	-	-	-	-	5,000	5,224	5,116	108	(116)	5,116	0%
7007	Computers-Non Capitalized	-	-	-	-	12,000	12,537	12,278	259	(278)	12,278	0%
7008	Furniture & Fixtures-Non Capitalized	3,014	-	-	13,454	5,000	5,000	5,000	-	-	(8,454)	269%
7009	Software-Non Capitalized	-	-	3,778	3,778	15,750	15,750	15,750	-	-	11,972	24%
7012	Staff Appreciation	2,821	-	1,024	4,631	23,000	23,393	23,393	-	(393)	18,762	20%
7014	Special Events	-	225	1,852	2,077	10,000	10,000	10,000	-	-	7,923	21%
7100	Insurances	-	-	-	-	50,000	52,237	51,158	1,079	(1,158)	51,158	0%
<b>SUBTOTAL - Administrative Expenses &amp; Insurances</b>		<b>21,175</b>	<b>314</b>	<b>30,387</b>	<b>63,101</b>	<b>194,210</b>	<b>197,600</b>	<b>196,155</b>	<b>1,446</b>	<b>(1,945)</b>	<b>133,054</b>	<b>32%</b>

**Brooklyn Rise Charter School**  
**Income Statement**  
**As of Nov FY2024**

	Actual			YTD	Budget						
	Sep	Oct	Nov	Actual YTD	Approved Budget v1	Previous Forecast	Current Forecast	Previous Forecast vs.	Approved Budget v1 vs.	Current Forecast Remaining	% Current Forecast Spent
								Current Forecast	Current Forecast		
<b>Professional Development &amp; Services</b>											
7200 Professional Services	-	-	167,501	167,501	275,000	275,000	275,000	-	-	107,499	61%
7201 Auditing Services	-	-	7,500	7,500	27,951	27,951	27,951	-	-	20,451	27%
7202 Payroll Fees	4,183	4,094	4,183	19,991	59,800	60,822	60,822	-	(1,022)	40,831	33%
7203 Special Educational Services	-	-	46	46	5,000	5,000	5,000	-	-	4,954	1%
7205 Financial Management Services	14,663	14,663	14,663	73,314	183,286	186,519	184,965	1,554	(1,679)	111,651	40%
7207 Technology Service	-	-	11,414	20,636	58,302	60,910	59,652	1,258	(1,350)	39,017	35%
7208 Security Services	9,396	4,698	4,698	23,490	52,500	52,500	52,500	-	-	29,010	45%
7209 Legal Service	-	-	5,208	5,208	36,750	36,750	36,750	-	-	31,543	14%
7211 Custodial Services	20,852	15,000	15,015	95,867	157,500	157,500	157,500	-	-	61,633	61%
7214 Other Educational Services	964	-	4,237	5,200	31,500	31,500	31,500	-	-	26,300	17%
7301 Leadership Consultants & PD	-	-	8,160	8,160	20,000	20,000	20,000	-	-	11,840	41%
7302 General Education PD	-	-	-	-	30,000	30,513	30,513	-	(513)	30,513	0%
7303 Board Exps & Strategic Planning	-	-	-	-	12,595	12,595	12,595	-	-	12,595	0%
<b>SUBTOTAL - Professional Development &amp; Services</b>	<b>50,057</b>	<b>38,455</b>	<b>242,624</b>	<b>426,913</b>	<b>950,184</b>	<b>957,560</b>	<b>954,748</b>	<b>2,812</b>	<b>(4,564)</b>	<b>527,835</b>	<b>45%</b>
<b>Marketing &amp; Recruitment</b>											
7401 Student Recruitment	-	-	-	1,000	20,005	22,683	21,391	1,292	(1,386)	20,391	5%
7402 Staff Recruitment	65	102	65	232	9,240	9,240	9,240	-	-	9,008	3%
7403 Marketing Expenses	-	-	-	-	1,221	1,221	1,221	-	-	1,221	0%
<b>SUBTOTAL - Marketing &amp; Recruitment</b>	<b>65</b>	<b>102</b>	<b>65</b>	<b>1,232</b>	<b>30,466</b>	<b>33,144</b>	<b>31,852</b>	<b>1,292</b>	<b>(1,386)</b>	<b>30,620</b>	<b>4%</b>
<b>Facilities</b>											
8100 Facilities	2,898	-	22	14,069	100,000	100,000	100,000	-	-	85,931	14%
8101 Rent	103,596	103,596	129,084	647,064	1,633,975	1,633,975	1,633,975	-	-	986,911	40%
8102 Utilities - All	-	-	-	36,693	82,110	82,110	82,110	-	-	45,417	45%
8103 Repairs & Maintenance	15,904	-	995	16,899	40,000	40,000	40,000	-	-	23,101	42%
8104 Cleaning Supplies	-	-	496	496	10,000	10,000	10,000	-	-	9,504	5%
8106 Signage	-	-	-	-	10,000	10,000	10,000	-	-	10,000	0%
<b>SUBTOTAL - Facilities</b>	<b>122,397</b>	<b>103,596</b>	<b>130,597</b>	<b>715,221</b>	<b>1,876,085</b>	<b>1,876,085</b>	<b>1,876,085</b>	<b>-</b>	<b>-</b>	<b>1,160,864</b>	<b>38%</b>
8802 Travel Expenses	538	-	-	538	1,896	1,896	1,896	-	-	1,358	28%
8804 Bank/Misc Fees	25	-	1,013	1,038	271	271	271	-	-	(767)	383%
8805 Suspended Expenses	41,347	32,503	52,718	364,457	-	-	-	-	-	(364,457)	
8806 Prior Year Expenses Unaccrued	16,881	-	424	17,305	-	-	-	-	-	(17,305)	
8807 Interest Expense : Short Term	-	-	-	1,094	-	-	-	-	-	(1,094)	
8900 Depreciation Expense	-	-	-	-	184,958	296,779	296,779	-	(111,821)	296,779	0%
<b>TOTAL EXPENSES</b>	<b>619,797</b>	<b>505,903</b>	<b>835,710</b>	<b>3,058,692</b>	<b>7,806,988</b>	<b>8,012,391</b>	<b>8,000,394</b>	<b>11,997</b>	<b>(193,406)</b>	<b>4,941,702</b>	<b>38%</b>



Payment Type	Check #/CC Account	Vendor	Transaction Date	Description	Void	Amount
Check	21263	Kokua Education, Inc.	11/20/2023	Bill #46701--NYC Half Day: 10/13/23 Bill #44366--NYC Daily: 10/02 - 10/05/23 Bill #43917--NYC Daily: 09/19 - 09/22/23 Bill #44014--NYC Daily: 09/25/23		\$ 2,690.31
Check	21264	PKF O'Connor Davies, LLP	11/20/2023	Bill #174347--Audit of June 30, 2023 Financial Statements		\$ 30,000.00
Check	21265	Raptor Technologies, LLC	11/20/2023	Bill #INV84016--Memberships due by 09/08/23		\$ 5,123.90
Check	21266	Reliable Office Solutions	11/20/2023	Bill #LC026300--Monthly ROS Lease contract: 08/21 - 09/20/23 Bill #LC026592--Monthly ROS Lease contract: 09/25 - 10/24/23 Bill #LC026851--Monthly ROS Lease contract: 10/25 - 11/24/23 Bill #LC026350--Monthly ROS Lease contract: 08/25 - 09/24/23 Bill #LC026826--Monthly ROS Lease contract: 10/21 - 11/20/23 Bill #LC026564--Monthly ROS Lease contract: 09/21 - 10/20/23		\$ 8,478.03
Check	21267	Renaissance	11/20/2023	Bill #INV5306223--Annual All Product Renaissance Platform & Accelerated Reader Subscription		\$ 1,520.00
Check	21268	SchoolMint	11/20/2023	Bill #INV-11637--SM Charter - Application & Lottery: 11/19/23 - 11/18/24		\$ 7,258.12
Check	21269	SchoolWorks	11/20/2023	Bill #INV03841--Fees for Services : 09/01 - 09/30/23 Bill #INV03796--Fees for Services : 08/01 - 08/31/23 Bill #INV03852--Fees for Services : 10/01 - 10/31/23		\$ 8,160.00
Check	21270	Structured Literacy Solutions LLC	11/20/2023	Bill #2--Professional Development Series		\$ 10,500.00
Check	21271	The Math Learning Center	11/20/2023	Bill #INV47263--Bridges 2ED GR 5 Student Book & Number Rack Bill #INV43682--Student Bead String Kit Base Ten Area Piece etc.		\$ 3,453.57
Check	21272	West Music	11/20/2023	Bill #SI2295313--SONOR TAG 1 Bill #SI2298089--SONOR SG 1 & GBKX 100		\$ 2,632.00
Check	21273	Ancillary LLC	11/22/2023	Bill #December 2023--Daytime and nighttime custodial services at 9 Hanover Place		\$ 15,000.00
Check	21274	Bell Tower Security	11/22/2023	Bill #December 2023--Daytime Security at 9 Hanover Place		\$ 4,698.00
Check	21275	CA 522 Fulton LLC	11/22/2023	Bill #December 2023--Monthly rent at 9 Hanover Place		\$ 136,164.58
Check	DB110623	Google	11/6/2023	DB110623 - Google		\$ 14.00
Check	DB110623-1	Chase CC #8410	11/6/2023	DB110623-1 - Chase CC #8410		\$ 85,988.18
Check	DB111423	CA 522 Fulton LLC	11/14/2023	DB111423 - CA 522 Fulton LLC (Partnership)		\$ 50,000.00
Check	DB111623	AXA Equitable	11/16/2023	DB111623 - AXA Equitable		\$ 4,913.44

Note: Multiple expenses or "Itemized/Invoice Amounts" may be paid by one check. The total "Check Amount" will appear for each "Itemized/Invoice Amount" paid by the check.



Payment Type	Check #/CC Account	Vendor	Transaction Date	Description	Void	Amount
Check	DB111623-1	AXA Equitable	11/16/2023	DB111623-1 - AXA Equitable		\$ 13,682.52
Check	DB111623-2	AXA Equitable	11/16/2023	DB111623-2 - AXA Equitable		\$ 30,801.92
Credit Card	21120-8410	Amazon Mktp US	11/10/2023	10/16 - Amazon Mktp US		\$ 19.69
Credit Card	21120-8410	Green Meadows	11/10/2023	10/10 - Green Meadows		\$ 1,740.00
Credit Card	21120-8410	Amazon Mktp US	11/10/2023	10/10 - Amazon Mktp US		\$ 203.40
Credit Card	21120-8410	Amazon Mktp US	11/10/2023	10/11 - Amazon Mktp US		\$ 51.54
Credit Card	21120-8410	Amplify Education Inc	11/10/2023	10/11 - Amplify Education Inc		\$ 2,755.20
Credit Card	21120-8410	Amazon Mktp US	11/10/2023	10/12 - Amazon Mktp US		\$ 152.04
Credit Card	21120-8410	Google*Domains Support	11/10/2023	10/12 - Google*Domains Support		\$ 12.00
Credit Card	21120-8410	Kelsey G Reeder	11/10/2023	10/13 - Kelsey G Reeder		\$ 170.00
Credit Card	21120-8410	Amazon Mktp US	11/10/2023	10/12 - Amazon Mktp US		\$ 191.97
Credit Card	21120-8410	Amazon Mktp US	11/10/2023	10/12 - Amazon Mktp US		\$ 27.89
Credit Card	21120-8410	Amazon Mktp US	11/10/2023	10/12 - Amazon Mktp US		\$ 274.38
Credit Card	21120-8410	Amazon.Com	11/10/2023	10/13 - Amazon.Com		\$ 26.88
Credit Card	21120-8410	BLS* Tomedes Ltd	11/10/2023	10/11 - BLS* Tomedes Ltd		\$ 240.00
Credit Card	21120-8410	Amazon Mktp US	11/10/2023	10/12 - Amazon Mktp US		\$ 1,099.08
Credit Card	21120-8410	Amazon Mktp US	11/10/2023	10/12 - Amazon Mktp US		\$ 572.41
Credit Card	21120-8410	Amazon Mktp US	11/10/2023	10/12 - Amazon Mktp US		\$ 94.14
Credit Card	21120-8410	Amazon Mktp US	11/10/2023	10/13 - Amazon Mktp US		\$ 83.94
Credit Card	21120-8410	Www.Costco.Com	11/10/2023	10/13 - Www.Costco.Com		\$ 151.92
Credit Card	21120-8410	Amazon.Com	11/10/2023	10/14 - Amazon.Com		\$ 111.70
Credit Card	21120-8410	Www.Costco.Com	11/10/2023	10/13 - Www.Costco.Com		\$ 124.07
Credit Card	21120-8410	Amazon Mktp US	11/10/2023	10/14 - Amazon Mktp US		\$ 342.06
Credit Card	21120-8410	Www.Costco.Com	11/10/2023	10/13 - Www.Costco.Com		\$ 131.92
Credit Card	21120-8410	Www.Costco.Com	11/10/2023	10/13 - Www.Costco.Com		\$ 107.96
Credit Card	21120-8410	Www.Costco.Com	11/10/2023	10/14 - Www.Costco.Com		\$ 120.45
Credit Card	21120-8410	Amazon Mktp US	11/10/2023	10/14 - Amazon Mktp US		\$ 39.84
Credit Card	21120-8410	Amazon Mktp US	11/10/2023	10/13 - Amazon Mktp US		\$ 248.64
Credit Card	21120-8410	Amazon.Com	11/10/2023	10/14 - Amazon.Com		\$ 482.08
Credit Card	21120-8410	SEAMLESS THE SHOWROOM	11/10/2023	10/14 - SEAMLESS THE SHOWROOM		\$ 173.76
Credit Card	21120-8410	Amazon.Com	11/10/2023	10/13 - Amazon.Com		\$ 27.99
Credit Card	21120-8410	Amazon Mktp US	11/10/2023	10/14 - Amazon Mktp US		\$ 23.50
Credit Card	21120-8410	Amazon Mktp US	11/10/2023	10/15 - Amazon Mktp US		\$ 13.99
Credit Card	21120-8410	Amazon Mktp US	11/10/2023	10/15 - Amazon Mktp US		\$ 33.74
Credit Card	21120-8410	Amazon Mktp US	11/10/2023	10/15 - Amazon Mktp US		\$ 214.48
Credit Card	21120-8410	Amazon Mktp US	11/10/2023	10/15 - Amazon Mktp US		\$ 24.95
Credit Card	21120-8410	Amazon Mktp US	11/10/2023	10/15 - Amazon Mktp US		\$ 25.94
Credit Card	21120-8410	Amazon.Com	11/10/2023	10/15 - Amazon.Com		\$ 195.08
Credit Card	21120-8410	Amazon Mktp US	11/10/2023	10/15 - Amazon Mktp US		\$ 13.90
Credit Card	21120-8410	Amazon Mktp US	11/10/2023	10/15 - Amazon Mktp US		\$ 90.00

Note: Multiple expenses or "Itemized/Invoice Amounts" may be paid by one check. The total "Check Amount" will appear for each "Itemized/Invoice Amount" paid by the check.

Payment Type	Check #/CC Account	Vendor	Transaction Date	Description	Void	Amount
Credit Card	21120-8410	Pronto Pizza	11/10/2023	10/16 - Pronto Pizza		\$ 108.02
Credit Card	21120-8410	Zoom.us	11/10/2023	10/16 - Zoom.us		\$ 50.00
Credit Card	21120-8410	Amazon Mktp US	11/10/2023	10/16 - Amazon Mktp US		\$ 17.76
Credit Card	21120-8410	Amazon.Com	11/10/2023	10/17 - Amazon.Com		\$ 18.83
Credit Card	21120-8410	Amazon.Com	11/10/2023	10/16 - Amazon.Com		\$ 79.96
Credit Card	21120-8410	Squarespace	11/10/2023	10/17 - Squarespace		\$ 29.00
Credit Card	21120-8410	Amazon Mktp US	11/10/2023	10/16 - Amazon Mktp US		\$ 139.20
Credit Card	21120-8410	Amazon Mktp US	11/10/2023	10/17 - Amazon Mktp US		\$ 213.69
Credit Card	21120-8410	Amazon Mktp US	11/10/2023	10/18 - Amazon Mktp US		\$ 62.91
Credit Card	21120-8410	Amazon Mktp US	11/10/2023	10/17 - Amazon Mktp US		\$ 741.61
Credit Card	21120-8410	BLS* Tomedes Ltd	11/10/2023	10/16 - BLS* Tomedes Ltd		\$ 240.00
Credit Card	21120-8410	Amazon Mktp US	11/10/2023	10/18 - Amazon Mktp US		\$ 228.24
Credit Card	21120-8410	Amazon Mktp US	11/10/2023	10/17 - Amazon Mktp US		\$ 35.62
Credit Card	21120-8410	Amazon Mktp US	11/10/2023	10/17 - Amazon Mktp US		\$ 89.97
Credit Card	21120-8410	Amazon.Com	11/10/2023	10/18 - Amazon.Com		\$ 95.66
Credit Card	21120-8410	Amazon Mktp US	11/10/2023	10/17 - Amazon Mktp US		\$ 291.96
Credit Card	21120-8410	Www.Costco.Com	11/10/2023	10/18 - Www.Costco.Com		\$ 93.06
Credit Card	21120-8410	Amazon.Com	11/10/2023	10/18 - Amazon.Com		\$ 195.08
Credit Card	21120-8410	Amazon Mktp US	11/10/2023	10/18 - Amazon Mktp US		\$ 275.88
Credit Card	21120-8410	Amazon.Com	11/10/2023	10/19 - Amazon.Com		\$ 49.60
Credit Card	21120-8410	Twinkl Sheffield	11/10/2023	10/18 - Twinkl Sheffield		\$ 5.00
Credit Card	21120-8410	Www.Costco.Com	11/10/2023	10/18 - Www.Costco.Com		\$ 31.01
Credit Card	21120-8410	Amazon.Com	11/10/2023	10/18 - Amazon.Com		\$ 11.98
Credit Card	21120-8410	TARGET.COM	11/10/2023	10/18 - TARGET.COM		\$ 301.66
Credit Card	21120-8410	Adobe	11/10/2023	10/18 - Adobe		\$ 21.76
Credit Card	21120-8410	Amazon Mktp US	11/10/2023	10/18 - Amazon Mktp US		\$ 8.99
Credit Card	21120-8410	Amazon Mktp US	11/10/2023	10/18 - Amazon Mktp US		\$ 9.99
Credit Card	21120-8410	Waverly Eastern	11/10/2023	10/17 - Waverly Eastern		\$ 55.00
Credit Card	21120-8410	Amazon.Com	11/10/2023	10/20 - Amazon.Com		\$ 23.74
Credit Card	21120-8410	Amazon Mktp US	11/10/2023	10/19 - Amazon Mktp US		\$ 245.58
Credit Card	21120-8410	Amazon.Com	11/10/2023	10/19 - Amazon.Com		\$ 262.40
Credit Card	21120-8410	Sazon Perez	11/10/2023	10/19 - Sazon Perez		\$ 529.61
Credit Card	21120-8410	Pronto Pizza	11/10/2023	10/19 - Pronto Pizza		\$ 355.28
Credit Card	21120-8410	Sazon Perez	11/10/2023	10/19 - Sazon Perez		\$ 30.00
Credit Card	21120-8410	Amazon.Com	11/10/2023	10/20 - Amazon.Com		\$ 82.64
Credit Card	21120-8410	Amazon.Com	11/10/2023	10/20 - Amazon.Com		\$ 138.27
Credit Card	21120-8410	Amazon.Com	11/10/2023	10/19 - Amazon.Com		\$ 21.68
Credit Card	21120-8410	EasyKeys.com	11/10/2023	10/20 - EasyKeys.com		\$ 21.86
Credit Card	21120-8410	Amazon Mktp US	11/10/2023	10/21 - Amazon Mktp US		\$ 120.62
Credit Card	21120-8410	Amazon Mktp US	11/10/2023	10/20 - Amazon Mktp US		\$ 119.95
Credit Card	21120-8410	Tasker on TaskRabbit	11/10/2023	10/21 - Tasker on TaskRabbit		\$ 112.98

Note: Multiple expenses or "Itemized/Invoice Amounts" may be paid by one check. The total "Check Amount" will appear for each "Itemized/Invoice Amount" paid by the check.

Payment Type	Check #/CC Account	Vendor	Transaction Date	Description	Void	Amount
Credit Card	21120-8410	Staples	11/10/2023	10/20 - Staples		\$ 700.09
Credit Card	21120-8410	Tasker on TaskRabbit	11/10/2023	10/21 - Tasker on TaskRabbit		\$ 187.81
Credit Card	21120-8410	AEP Connections	11/10/2023	10/20 - AEP Connections		\$ 165.00
Credit Card	21120-8410	Amazon Mktp US	11/10/2023	10/22 - Amazon Mktp US		\$ 53.97
Credit Card	21120-8410	Amazon Mktp US	11/10/2023	10/20 - Amazon Mktp US		\$ 306.39
Credit Card	21120-8410	Amazon Mktp US	11/10/2023	10/22 - Amazon Mktp US		\$ 291.96
Credit Card	21120-8410	Pronto Pizza	11/10/2023	10/21 - Pronto Pizza		\$ 50.58
Credit Card	21120-8410	Amazon.Com	11/10/2023	10/22 - Amazon.Com		\$ 61.55
Credit Card	21120-8410	Amazon Mktp US	11/10/2023	10/21 - Amazon Mktp US		\$ 115.94
Credit Card	21120-8410	Adobe	11/10/2023	10/22 - Adobe		\$ 21.76
Credit Card	21120-8410	Amazon Mktp US	11/10/2023	10/22 - Amazon Mktp US		\$ 994.85
Credit Card	21120-8410	Amazon Mktp US	11/10/2023	10/22 - Amazon Mktp US		\$ 511.82
Credit Card	21120-8410	Amazon Mktp US	11/10/2023	10/22 - Amazon Mktp US		\$ 21.79
Credit Card	21120-8410	Amazon.Com	11/10/2023	10/22 - Amazon.Com		\$ 22.32
Credit Card	21120-8410	Amazon Mktp US	11/10/2023	10/24 - Amazon Mktp US		\$ 332.86
Credit Card	21120-8410	Typing.com	11/10/2023	10/23 - Typing.com		\$ 1,023.00
Credit Card	21120-8410	Amazon.Com	11/10/2023	10/23 - Amazon.Com		\$ 328.00
Credit Card	21120-8410	Amazon.Com	11/10/2023	10/23 - Amazon.Com		\$ 27.42
Credit Card	21120-8410	SEAMLSSTOADSTYLE	11/10/2023	10/24 - SEAMLSSTOADSTYLE		\$ 24.85
Credit Card	21120-8410	Amazon Mktp US	11/10/2023	10/24 - Amazon Mktp US		\$ 25.98
Credit Card	21120-8410	Amazon Mktp US	11/10/2023	10/24 - Amazon Mktp US		\$ 61.98
Credit Card	21120-8410	Linkedin	11/10/2023	10/24 - Linkedin		\$ 65.31
Credit Card	21120-8410	Amazon Mktp US	11/10/2023	10/25 - Amazon Mktp US		\$ 15.99
Credit Card	21120-8410	Www.Costco.Com	11/10/2023	10/25 - Www.Costco.Com		\$ 93.04
Credit Card	21120-8410	Amazon Mktp US	11/10/2023	10/25 - Amazon Mktp US		\$ 90.00
Credit Card	21120-8410	Www.Costco.Com	11/10/2023	10/25 - Www.Costco.Com		\$ 279.18
Credit Card	21120-8410	Amazon.Com	11/10/2023	10/25 - Amazon.Com		\$ 59.60
Credit Card	21120-8410	Www.Costco.Com	11/10/2023	10/26 - Www.Costco.Com		\$ 107.96
Credit Card	21120-8410	Www.Costco.Com	11/10/2023	10/26 - Www.Costco.Com		\$ 220.04
Credit Card	21120-8410	Amazon Mktp US	11/10/2023	10/27 - Amazon Mktp US		\$ 29.99
Credit Card	21120-8410	1807 Hardware Brooklyn	11/10/2023	10/26 - 1807 Hardware Brooklyn		\$ 13.07
Credit Card	21120-8410	Kelsey G Reeder	11/10/2023	10/27 - Kelsey G Reeder		\$ 170.00
Credit Card	21120-8410	Amazon Mktp US	11/10/2023	10/27 - Amazon Mktp US		\$ 26.51
Credit Card	21120-8410	Amazon.Com	11/10/2023	10/26 - Amazon.Com		\$ 278.42
Credit Card	21120-8410	Amazon Mktp US	11/10/2023	10/26 - Amazon Mktp US		\$ 27.98
Credit Card	21120-8410	Amazon Mktp US	11/10/2023	10/27 - Amazon Mktp US		\$ 174.07
Credit Card	21120-8410	Amazon.Com	11/10/2023	10/26 - Amazon.Com		\$ 13.99
Credit Card	21120-8410	Target	11/10/2023	10/27 - Target		\$ 151.36
Credit Card	21120-8410	Amazon Mktp US	11/10/2023	10/27 - Amazon Mktp US		\$ 131.11
Credit Card	21120-8410	Amazon Prime	11/10/2023	10/27 - Amazon Prime		\$ 16.32
Credit Card	21120-8410	BLS* Tomedes Ltd	11/10/2023	10/26 - BLS* Tomedes Ltd		\$ 240.00

Note: Multiple expenses or "Itemized/Invoice Amounts" may be paid by one check. The total "Check Amount" will appear for each "Itemized/Invoice Amount" paid by the check.

Payment Type	Check #/CC Account	Vendor	Transaction Date	Description	Void	Amount
Credit Card	21120-8410	Amazon.Com	11/10/2023	10/28 - Amazon.Com		\$ 118.08
Credit Card	21120-8410	Amazon Mktp US	11/10/2023	10/27 - Amazon Mktp US		\$ 281.36
Credit Card	21120-8410	Amazon Mktp US	11/10/2023	10/28 - Amazon Mktp US		\$ 24.99
Credit Card	21120-8410	Www.Costco.Com	11/10/2023	10/27 - Www.Costco.Com		\$ 87.96
Credit Card	21120-8410	Customink LLC	11/10/2023	10/27 - Customink LLC		\$ 548.85
Credit Card	21120-8410	Amazon Mktp US	11/10/2023	10/30 - Amazon Mktp US		\$ 47.38
Credit Card	21120-8410	Amazon Mktp US	11/10/2023	10/29 - Amazon Mktp US		\$ 14.96
Credit Card	21120-8410	Seamless Bushwick Taco Company	11/10/2023	10/29 - Seamless Bushwick Taco Company		\$ 54.55
Credit Card	21120-8410	Amazon Mktp US	11/10/2023	10/29 - Amazon Mktp US		\$ 287.50
Credit Card	21120-8410	Amazon.Com	11/10/2023	10/29 - Amazon.Com		\$ 45.32
Credit Card	21120-8410	Amazon Mktp US	11/10/2023	10/30 - Amazon Mktp US		\$ 40.56
Credit Card	21120-8410	Amazon Mktp US	11/10/2023	10/30 - Amazon Mktp US		\$ 23.26
Credit Card	21120-8410	Amazon Mktp US	11/10/2023	10/30 - Amazon Mktp US		\$ 29.90
Credit Card	21120-8410	Pronto Pizza	11/10/2023	10/30 - Pronto Pizza		\$ 300.60
Credit Card	21120-8410	Amazon Mktp US	11/10/2023	10/30 - Amazon Mktp US		\$ 54.67
Credit Card	21120-8410	Amazon Mktp US	11/10/2023	10/30 - Amazon Mktp US		\$ 47.60
Credit Card	21120-8410	Amazon.Com	11/10/2023	10/31 - Amazon.Com		\$ 33.47
Credit Card	21120-8410	Amazon Mktp US	11/10/2023	10/31 - Amazon Mktp US		\$ 5.98
Credit Card	21120-8410	Target	11/10/2023	10/31 - Target		\$ 70.29
Credit Card	21120-8410	Amazon.Com	11/10/2023	11/01 - Amazon.Com		\$ 74.02
Credit Card	21120-8410	Pronto Pizza	11/10/2023	10/31 - Pronto Pizza		\$ 179.41
Credit Card	21120-8410	Amazon.Com	11/10/2023	11/01 - Amazon.Com		\$ 12.98
Credit Card	21120-8410	Amazon.Com	11/10/2023	10/31 - Amazon.Com		\$ 17.90
Credit Card	21120-8410	TARGET.COM	11/10/2023	10/31 - TARGET.COM		\$ 10.00
Credit Card	21120-8410	Etsy.com	11/10/2023	11/02 - Etsy.com		\$ 141.17
Credit Card	21120-8410	Amazon Mktp US	11/10/2023	11/01 - Amazon Mktp US		\$ 68.97
Credit Card	21120-8410	Target	11/10/2023	11/01 - Target		\$ 46.27
Credit Card	21120-8410	Amazon Mktp US	11/10/2023	11/02 - Amazon Mktp US		\$ 62.77
Credit Card	21120-8410	Amazon Mktp US	11/10/2023	11/01 - Amazon Mktp US		\$ 201.37
Credit Card	21120-8410	Amazon Mktp US	11/10/2023	11/01 - Amazon Mktp US		\$ 83.96
Credit Card	21120-8410	Amazon Mktp US	11/10/2023	11/01 - Amazon Mktp US		\$ 84.95
Credit Card	21120-8410	Amazon.Com	11/10/2023	11/02 - Amazon.Com		\$ 42.99
Credit Card	21120-8410	Amazon Mktp US	11/10/2023	11/01 - Amazon Mktp US		\$ 71.95
Credit Card	21120-8410	Amazon Mktp US	11/10/2023	11/03 - Amazon Mktp US		\$ 67.96
Credit Card	21120-8410	Amazon.Com	11/10/2023	11/02 - Amazon.Com		\$ 14.31
Credit Card	21120-8410	Amazon Mktp US	11/10/2023	11/02 - Amazon Mktp US		\$ 129.99
Credit Card	21120-8410	Amazon Mktp US	11/10/2023	11/02 - Amazon Mktp US		\$ 75.66
Credit Card	21120-8410	Staples	11/10/2023	11/02 - Staples		\$ 957.42
Credit Card	21120-8410	Amazon Mktp US	11/10/2023	11/03 - Amazon Mktp US		\$ 19.80
Credit Card	21120-8410	Amazon.Com	11/10/2023	11/04 - Amazon.Com		\$ 81.14

Note: Multiple expenses or "Itemized/Invoice Amounts" may be paid by one check. The total "Check Amount" will appear for each "Itemized/Invoice Amount" paid by the check.

Payment Type	Check #/CC Account	Vendor	Transaction Date	Description	Void	Amount
Credit Card	21120-8410	Staples	11/10/2023	11/04 - Staples		\$ 112.74
Credit Card	21120-8410	Staples	11/10/2023	11/04 - Staples		\$ 398.96
Credit Card	21120-8410	Amazon Mktp US	11/10/2023	11/05 - Amazon Mktp US		\$ 46.78
Credit Card	21120-8410	Amazon.Com	11/10/2023	11/06 - Amazon.Com		\$ 17.95
Credit Card	21120-8410	Amazon Mktp US	11/10/2023	11/06 - Amazon Mktp US		\$ 247.59
Credit Card	21120-8410	Target	11/10/2023	11/06 - Target		\$ 33.49
Credit Card	21120-8410	Amazon Mktp US	11/10/2023	11/06 - Amazon Mktp US		\$ 856.83
Credit Card	21120-8410	Adobe	11/10/2023	11/06 - Adobe		\$ 940.29
Credit Card	21120-8410	Amazon.Com	11/10/2023	11/06 - Amazon.Com		\$ 67.45
Credit Card	21120-8410	Amazon Mktp US	11/10/2023	11/07 - Amazon Mktp US		\$ 279.95
Credit Card	21120-8410	Amazon.Com	11/10/2023	11/07 - Amazon.Com		\$ 54.68
Credit Card	21120-8410	Cafe Gourmet Inc	11/10/2023	11/07 - Cafe Gourmet Inc		\$ 124.80
Credit Card	21120-8410	Amazon Mktp US	11/10/2023	11/09 - Amazon Mktp US		\$ 21.18
Credit Card	21120-8410	Amazon Mktp US	11/10/2023	11/09 - Amazon Mktp US		\$ 135.20
Credit Card	21120-8410	Amazon Mktp US	11/10/2023	11/09 - Amazon Mktp US		\$ 103.14
Credit Card	21120-8410	Amazon Mktp US	11/10/2023	11/08 - Amazon Mktp US		\$ 16.29
Credit Card	21120-8410	Amazon.Com	11/10/2023	11/09 - Amazon.Com		\$ 38.04
Credit Card	21120-8410	Amazon Mktp US	11/10/2023	11/08 - Amazon Mktp US		\$ 14.99
Credit Card	21120-8410	Amazon.Com	11/10/2023	11/08 - Amazon.Com		\$ 47.00
Credit Card	21120-8410	Amazon.Com	11/10/2023	11/09 - Amazon.Com		\$ 11.98
Credit Card	21120-8410	Amazon.Com	11/10/2023	11/08 - Amazon.Com		\$ 16.93
Credit Card	21120-8410	Amazon.Com	11/10/2023	11/09 - Amazon.Com		\$ 22.49
Credit Card	21120-8410	Www.Costco.Com	11/10/2023	11/08 - Www.Costco.Com		\$ 39.98
Credit Card	21120-8410	Canva	11/10/2023	11/09 - Canva		\$ 179.40
Credit Card	21120-8410	Amazon Mktp US	11/10/2023	11/09 - Amazon Mktp US		\$ 188.71
Credit Card	21120-8410	Www.Costco.Com	11/10/2023	11/10 - Www.Costco.Com		\$ 75.94
Credit Card	21120-8410	Amazon Mktp US	11/10/2023	11/09 - Amazon Mktp US		\$ 22.77
Credit Card	21120-8410	Kelsey G Reeder	11/10/2023	11/10 - Kelsey G Reeder		\$ 170.00
Credit Card	21120-8410	Target	11/10/2023	11/09 - Target		\$ 103.85
Credit Card	21120-8410	Chase CC #8410	11/10/2023	11/10 - Chase CC #8410 - PURCHASE INTEREST CHARGE		\$ 1,012.57

Note: Multiple expenses or "Itemized/Invoice Amounts" may be paid by one check. The total "Check Amount" will appear for each "Itemized/Invoice Amount" paid by the check.













