



# Lake View Charter School

Monthly Financial Presentation

August 2022

# LAKE VIEW – Fiscal Highlights

- Enrollment slightly higher than budget 711 actual through July vs. 710 Budgeted
- Revenues Exceed Budget by \$485K
- Expenses Exceed Budget by \$307K
- Surplus is now forecasted at \$557.7K vs. \$379.8K Budgeted
- Senate Bill-740 Requirements:

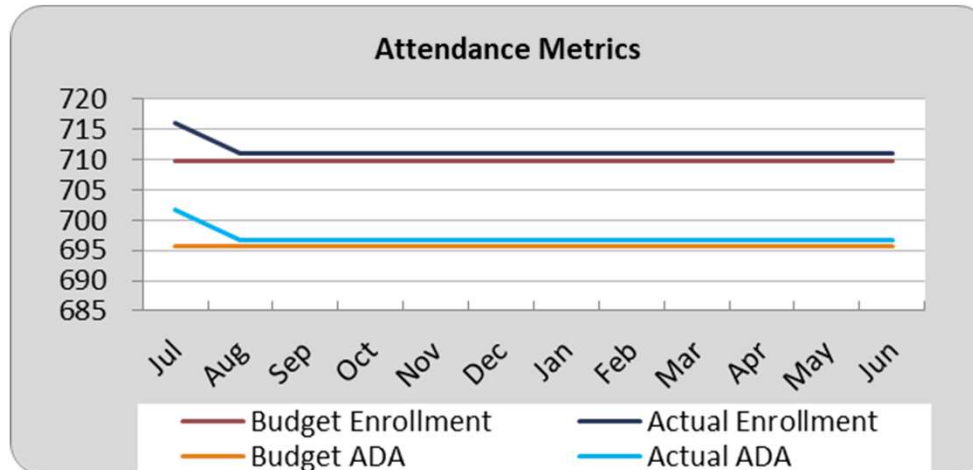
- 40/80 Expense Ratio ✓
- 25:1 Pupil-Teacher ratio ✓

Cert.	Instr.
50.4%	83.7%
929,199	328,901

Pupil:Teacher Ratio
18.34 :1

# Attendance and Data Metrics

<b>Enrollment &amp; Per Pupil Data</b>			
	<u>Average</u>	<u>Forecast</u>	<u>Budget</u>
Average Enrollment	711	711	710
ADA	697	697	696
Attendance Rate	98.0%	98.0%	98.0%
Unduplicated %	57.6%	57.6%	57.6%
Revenue per ADA		\$12,776	\$12,099
Expenses per ADA		\$11,976	\$11,553



# LAKE VIEW - Revenue

- Revenue Variances Due to Increases in State Funding

	<i>Year-to-Date</i>			<i>Annual/Full Year</i>		
	Actual	Budget	Fav/(Unf)	Forecast	Budget	Fav/(Unf)
<b>Revenue</b>						
State Aid-Rev Limit	\$ -	\$ -	\$ -	\$ 7,834,293	\$ 7,364,069	\$ 470,224
Federal Revenue	-	-	-	368,623	316,488	52,134
Other State Revenue	11,413	-	11,413	699,455	736,822	(37,367)
Other Local Revenue	-	-	-	-	-	-
<b>Total Revenue</b>	<b>\$ 11,413</b>	<b>\$ -</b>	<b>\$ 11,413</b>	<b>\$ 8,902,371</b>	<b>\$ 8,417,379</b>	<b>\$ 484,992</b>

# LAKE VIEW - Expenses

Expenses	Year-to-Date			Annual/Full Year		
	Actual	Budget	Fav/(Unf)	Forecast	Budget	Fav/(Unf)
Certificated Salaries	\$ 255,573	\$ 240,169	\$ (15,403)	\$ 3,339,475	\$ 3,122,033	\$ (217,442)
Classified Salaries	5,352	13,109	7,757	170,325	157,306	(13,019)
Benefits	84,133	90,798	6,664	1,324,364	1,152,802	(171,562)
Books and Supplies	41,087	50,831	9,744	1,576,787	1,470,952	(105,835)
Subagreement Services	1,652	78,727	77,075	1,167,923	1,258,442	90,519
Operations	4,238	10,433	6,196	80,705	125,200	44,495
Facilities	-	-	-	-	-	-
Professional Services	17,650	40,531	22,881	676,667	666,969	(9,698)
Depreciation	-	-	-	-	-	-
Interest	8,385	-	(8,385)	8,385	83,838	75,453
<b>Total Expenses</b>	<b>\$ 418,071</b>	<b>\$ 524,599</b>	<b>\$ 106,528</b>	<b>\$ 8,344,631</b>	<b>\$ 8,037,542</b>	<b>\$ (307,089)</b>

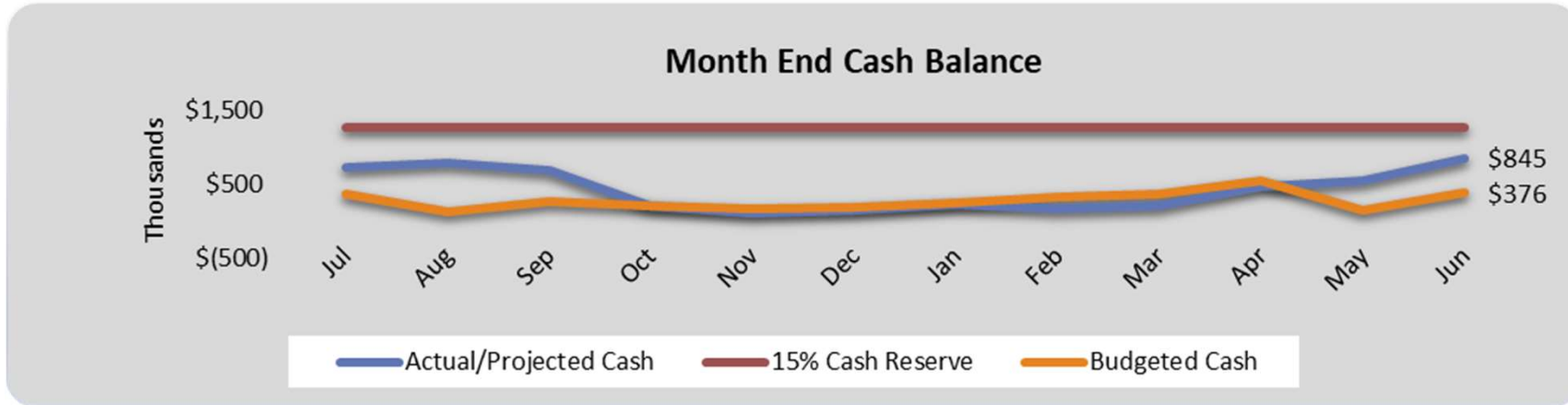
# LAKE VIEW - Fund Balance

- Solid Surplus

	<i>Year-to-Date</i>			<i>Annual/Full Year</i>		
	<b>Actual</b>	<b>Budget</b>	<b>Fav/(Unf)</b>	<b>Forecast</b>	<b>Budget</b>	<b>Fav/(Unf)</b>
<b>Total Surplus(Deficit)</b>	<b>\$ (406,659)</b>	<b>\$ (524,599)</b>	<b>\$ 117,941</b>	<b>\$ 557,740</b>	<b>\$ 379,837</b>	<b>\$ 177,903</b>
Beginning Fund Balance	<u>251,979</u>	<u>251,979</u>		<u>251,979</u>	<u>251,979</u>	
<b>Ending Fund Balance</b>	<b><u>\$ (154,680)</u></b>	<b><u>\$ (272,620)</u></b>		<b><u>\$ 809,719</u></b>	<b><u>\$ 631,816</u></b>	
<i>As a % of Annual Expenses</i>	<i>-1.9%</i>	<i>-3.4%</i>		<i>9.7%</i>	<i>7.9%</i>	

# LAKE VIEW - Cash

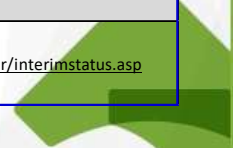
- No projected concern in cash.
- Factoring to end before end of Calendar Year
- Year-end cash projected at \$845K.



# LAKE VIEW – Compliance Reporting



Area	Due Date	Description	Completed By	Board Must Approve	Signature Required	Additional Information
DATA TEAM	Oct-05	<b>California Basic Educational Data System (CBEDS) Information Day</b> - The first Wed in Oct is CBEDS Information Day, used to collect information on student and staff demographics. Schools must complete the School Information Form (SIF). The SIF is used to report the count of classified staff, kindergarten program type, educational calendars, work visa applications, multilingual instructional programs, and languages of instruction. Data is due to CDE on <b>October 31th</b> .	Client	No	No	<a href="http://www.cde.ca.gov/ds/dc/cb/">http://www.cde.ca.gov/ds/dc/cb/</a>
FINANCE	Oct-14	<b>Federal Stimulus Reporting</b> - Local educational agencies (LEAs) are required to report to the California Department of Education (CDE) on funds received through the CARES Act, the CRRSA Act, and the ARP, including ESSER I, GEER I, ESSER II, ESSER III and ELO-G. Reporting for the preceding quarter (July 1 - Sep 30).	Charter Impact	No	No	<a href="https://www.cde.ca.gov/fg/cr/reporting.asp">https://www.cde.ca.gov/fg/cr/reporting.asp</a>
DATA TEAM	Oct-31	<b>CBEDS-ORA</b> - Collection of FTE of classified staff, estimated teacher hires, Kindergarten program types, H-1B work visa application, education calendar, multilingual instructional programs, languages of instruction and district of choice transfer requests and transportation data.	Client	No	No	<a href="https://www.cde.ca.gov/ds/dc/cb/">https://www.cde.ca.gov/ds/dc/cb/</a>
FINANCE	Oct-31	<b>Federal Cash Management - Period 2</b> - Charter schools that are awarded a grant under any of these programs: <b>Title I, Part A; Title I, Part D, Subpart 2; Title II, Part A; Title III LEP; and Title III Immigrant programs</b> must submit the CMDC report for a particular quarter in order to receive an apportionment for that quarter; CDE will apportion funds to LEAs whose cash balance is below a certain threshold.	Charter Impact	No	No	<a href="http://www.cde.ca.gov/fg/aa/cm/">http://www.cde.ca.gov/fg/aa/cm/</a>
FINANCE	Oct-31	<b>ASES -1st Quarter Expenditure Report</b> - The ASES Program funds the establishment of local after school education and enrichment programs. These programs are created through partnerships between schools and local community resources to provide literacy, academic enrichment and safe constructive alternatives for students in kindergarten through ninth grade (K-9).	Charter Impact or After School Provider	No	No	<a href="http://www.cde.ca.gov/ls/ba/as/">http://www.cde.ca.gov/ls/ba/as/</a>
DATA TEAM	Oct-31	<b>Complete 20-Day Attendance Report</b> - Charter schools in their first year of operation that begin instruction by September 30th, and continuing charter schools that are expanding by adding one or more grade levels, may apply for a special advance on their funding for LCFF State Aid and EPA State Aid. The special advance is based on actual ADA and pupil demographic data for the first 20 days of student instruction.	Client	No	Yes	<a href="https://www.cde.ca.gov/fg/aa/pa/csfunding.asp?tabsection=2">https://www.cde.ca.gov/fg/aa/pa/csfunding.asp?tabsection=2</a>
FINANCE	Nov-15	<b>Review and/or Update Non-Profit IRS Form 990 Policies</b> - The IRS Form 990 is the annual information return filed by most non-profit charter schools. The IRS Form 990 includes a Governance, Management and Disclosure section. Charter Schools are required to disclose the following policies: Conflict of Interest Policy, Whistleblower Policy, Document Retention and Destruction Policy, Expense Reimbursement Policy, Gift Receiving Policy, and Compensation Approval Policy. A Form 990 must be filed by the 15th day of the 5th month after the close of the NPO's fiscal year. <b>Most schools extend this deadline to the following May 15th.</b>	Client	Yes	No	<a href="http://www.publiccounsel.org/useful_materials?id=0025">http://www.publiccounsel.org/useful_materials?id=0025</a>
FINANCE	Set by Authorizer (by Dec 15)	<b>1st Interim Financial Report</b> - Local educational agencies (LEAs) are required to file two reports during a fiscal year (interim reports) on the status of the LEA's financial health. The first interim report for the period ending October 31 is due by the date set by the charter authorizer (no later than December 15th).	Charter Impact	Yes	Yes	<a href="https://www.cde.ca.gov/fg/fi/ir/interimstatus.asp">https://www.cde.ca.gov/fg/fi/ir/interimstatus.asp</a>





# LAKE VIEW - Appendix

- Monthly Cash Flow / Forecast 22-23
- Budget vs. Actual
- Statement of Financial Position
- Statement of Cash Flows
- Check Register
- AP Aging
- Compliance Report

**Lake View Charter School**  
**Monthly Cash Flow/Forecast FY22-23**

Revised 9/26/2022

ADA = 696.78



	Jul-22	Aug-22	Sep-22	Oct-22	Nov-22	Dec-22	Jan-23	Feb-23	Mar-23	Apr-23	May-23	Jun-23	Year-End Accruals	Annual Budget	Original Budget Total	Favorable / (Unfav.)
<b>ADA = 696.78</b>																
<b>Revenues</b>																
<b>State Aid - Revenue Limit</b>																
LCFF - New Grade	-	-	-	-	-	-	-	-	-	-	-	-	-	-	-	-
LCFF - Continuing Charters	-	326,672	326,672	588,010	588,010	588,010	588,010	588,010	785,460	785,460	785,460	785,460	769,733	7,504,968	6,981,031	523,937
8011 LCFF State Aid	-	326,672	326,672	588,010	588,010	588,010	588,010	588,010	785,460	785,460	785,460	785,460	769,733	7,504,968	6,981,031	523,937
8012 Education Protection Account	-	-	-	30,907	-	-	30,907	-	-	30,907	-	-	30,907	123,629	139,137	(15,508)
8019 State Aid - Prior Year	-	-	-	-	-	-	-	-	-	-	-	-	-	-	-	-
8096 In Lieu of Property Taxes	-	-	21,859	14,573	14,573	14,573	14,573	14,573	36,991	18,496	18,496	18,496	18,496	205,696	243,901	(38,204)
	-	326,672	348,531	633,490	602,583	602,583	633,490	602,583	822,451	834,863	803,956	803,956	819,136	7,834,293	7,364,069	470,224
<b>Federal Revenue</b>																
8181 Special Education - Entitlement	-	-	3,116	5,609	5,609	5,609	5,609	5,609	7,843	7,843	7,843	7,843	7,843	70,375	70,264	110
8182 Special Education - Discretionary	-	-	-	-	-	-	-	-	-	-	-	-	-	-	-	-
8220 Federal Child Nutrition	-	-	-	-	-	-	-	-	-	-	-	-	-	-	-	-
8290 Title I, Part A - Basic Low Income	-	-	30,767	-	-	92,300	-	-	-	-	-	-	-	123,067	71,043	52,024
8291 Title II, Part A - Teacher Quality	-	-	2,999	-	-	8,998	-	-	-	-	-	-	-	11,997	11,997	-
8293 Title III - Limited English	-	-	-	-	-	-	-	-	-	-	-	-	-	-	-	-
8294 Title V, Part B - PCSG	-	-	-	-	-	-	-	-	-	-	-	-	-	-	-	-
8295 Charter Facility Incentive Grant	-	-	-	-	-	-	-	-	-	-	-	-	-	-	-	-
8296 Other Federal Revenue	-	-	-	40,796	-	-	40,796	-	-	40,796	-	40,796	-	163,184	163,184	-
8299 Prior Year Federal Revenue	-	-	-	-	-	-	-	-	-	-	-	-	-	-	-	-
	-	-	36,882	46,405	5,609	106,907	46,405	5,609	7,843	48,639	7,843	48,639	7,843	368,623	316,488	52,134
<b>Other State Revenue</b>																
8311 State Special Education	-	24,136	19,437	34,987	34,987	34,987	34,987	34,987	44,093	44,093	44,093	44,093	44,093	438,971	518,279	(79,308)
8520 Child Nutrition	-	-	-	-	-	-	-	-	-	-	-	-	-	-	-	-
8545 School Facilities (SB740)	-	-	-	-	-	-	-	-	-	-	-	-	-	-	-	-
8550 Mandated Cost	-	-	-	-	-	-	-	-	-	-	-	-	-	-	-	-
8560 State Lottery	-	-	-	-	-	-	39,935	-	-	39,935	-	-	100,511	180,382	138,442	41,941
8598 Prior Year Revenue	-	-	-	-	-	-	-	-	-	-	-	-	-	-	-	-
8599 Other State Revenue	11,413	1,554	-	-	-	-	-	-	-	-	67,135	-	-	80,101	80,101	-
	11,413	25,690	19,437	34,987	34,987	34,987	74,922	34,987	44,093	84,028	111,227	44,093	144,604	699,455	736,822	(37,367)
<b>Other Local Revenue</b>																
8634 Food Service Sales	-	-	-	-	-	-	-	-	-	-	-	-	-	-	-	-
8650 Lease and Rental Income	-	-	-	-	-	-	-	-	-	-	-	-	-	-	-	-
8660 Interest Revenue	-	-	-	-	-	-	-	-	-	-	-	-	-	-	-	-
8689 Other Fees and Contracts	-	-	-	-	-	-	-	-	-	-	-	-	-	-	-	-
8698 ASB Fundraising	-	-	-	-	-	-	-	-	-	-	-	-	-	-	-	-
8699 School Fundraising	-	-	-	-	-	-	-	-	-	-	-	-	-	-	-	-
8980 Contributions, Unrestricted	-	-	-	-	-	-	-	-	-	-	-	-	-	-	-	-
8990 Contributions, Restricted	-	-	-	-	-	-	-	-	-	-	-	-	-	-	-	-
	-	-	-	-	-	-	-	-	-	-	-	-	-	-	-	-
<b>Total Revenue</b>	<b>11,413</b>	<b>352,362</b>	<b>404,850</b>	<b>714,882</b>	<b>643,178</b>	<b>744,476</b>	<b>754,817</b>	<b>643,178</b>	<b>874,387</b>	<b>967,530</b>	<b>923,026</b>	<b>896,687</b>	<b>971,583</b>	<b>8,902,371</b>	<b>8,417,379</b>	<b>484,992</b>
<b>Expenses</b>																
<b>Certificated Salaries</b>																
1100 Teachers' Salaries	199,945	233,006	218,444	218,444	218,444	218,444	218,444	218,444	218,444	218,444	218,444	218,444	-	2,617,390	2,502,158	(115,232)
1170 Teachers' Substitute Hours	-	-	-	-	-	-	-	-	-	-	-	-	-	-	-	-
1175 Teachers' Extra Duty/Stipends	5,575	18,850	18,055	18,055	18,055	18,055	18,055	18,055	18,055	18,055	18,055	18,055	-	204,970	240,000	35,030
1200 Pupil Support Salaries	7,292	8,363	7,852	7,852	7,852	7,852	7,852	7,852	7,852	7,852	7,852	7,852	-	94,174	-	(94,174)
1300 Administrators' Salaries	30,204	34,139	19,551	19,551	19,551	19,551	19,551	19,551	19,551	19,551	19,551	19,551	-	259,850	207,875	(51,975)
1900 Other Certificated Salaries	12,557	14,459	13,608	13,608	13,608	13,608	13,608	13,608	13,608	13,608	13,608	13,608	-	163,090	172,000	8,910
	255,573	308,816	277,509	277,509	277,509	277,509	277,509	277,509	277,509	277,509	277,509	277,509	-	3,339,475	3,122,033	(217,442)
<b>Classified Salaries</b>																
2100 Instructional Salaries	-	50	-	-	-	-	-	-	-	-	-	-	-	50	-	(50)
2200 Support Salaries	-	41	2,500	2,500	2,500	2,500	2,500	2,500	2,500	2,500	2,500	2,500	-	25,041	30,000	4,959
2300 Classified Administrators' Salaries	-	-	-	-	-	-	-	-	-	-	-	-	-	-	-	-
2400 Clerical and Office Staff Salaries	4,177	5,151	10,079	10,079	10,079	10,079	10,079	10,079	10,079	10,079	10,079	10,079	-	110,118	50,000	(60,118)
2900 Other Classified Salaries	1,175	1,730	3,221	3,221	3,221	3,221	3,221	3,221	3,221	3,221	3,221	3,221	-	35,116	77,306	42,190
	5,352	6,972	15,800	15,800	15,800	15,800	15,800	15,800	15,800	15,800	15,800	15,800	-	170,325	157,306	(13,019)
<b>Benefits</b>																
3101 STRS	47,883	57,179	52,569	52,569	52,569	52,569	52,569	52,569	52,569	52,569	52,569	52,569	-	630,751	586,758	(43,992)
3202 PERS	-	-	-	-	-	-	-	-	-	-	-	-	-	-	-	-
3301 OASDI	332	432	1,155	1,155	1,155	1,155	1,155	1,155	1,155	1,155	1,155	1,155	-	12,311	9,753	(2,558)
3311 Medicare	3,634	4,430	4,257	4,257	4,257	4,257	4,257	4,257	4,257	4,257	4,257	4,257	-	50,631	46,825	(3,805)
3401 Health and Welfare	28,185	37,226	50,250	50,250	50,250	50,250	50,250	50,250	50,250	50,250	50,250	50,250	-	567,912	430,000	(137,912)
3501 State Unemployment	1,326	317	1,428	1,428	1,428	1,428	7,139	5,711	2,856	1,428	1,428	1,428	-	27,343	27,175	(168)

3601	Workers' Compensation	1,791	2,578	2,055	2,055	2,055	2,055	2,055	2,055	2,055	2,055	2,055	-	24,918	45,211	20,293
3901	Other Benefits	981	1,128	839	839	839	839	839	839	839	839	839	-	10,499	7,079	(3,420)
		84,133	103,291	112,552	112,552	112,552	112,552	118,263	116,835	113,980	112,552	112,552	-	1,324,364	1,152,802	(171,562)
<b>Books and Supplies</b>																
4100	Textbooks and Core Materials	701	453	3,250	3,250	3,250	3,250	3,250	3,250	3,250	3,250	3,250	-	33,654	39,000	5,346
4200	Books and Reference Materials	283	-	1,250	1,250	1,250	1,250	1,250	1,250	1,250	1,250	1,250	-	12,783	15,000	2,217
4302	School Supplies	19,605	87,788	133,357	125,105	97,043	97,317	68,932	91,752	168,136	101,515	178,376	-	1,198,204	1,116,804	(81,400)
4305	Software	20,419	34,092	14,750	14,750	14,750	14,750	14,750	14,750	14,750	14,750	14,750	-	202,011	176,700	(25,311)
4310	Office Expense	-	-	208	208	208	208	208	208	208	208	208	-	2,083	2,500	417
4311	Business Meals	-	-	-	-	-	-	-	-	-	-	-	-	-	-	-
4312	School Fundraising Expense	-	-	-	-	-	-	-	-	-	-	-	-	-	-	-
4400	Noncapitalized Equipment	78	821	15,545	14,583	11,312	11,344	8,035	10,695	19,599	11,833	20,793	-	128,051	120,948	(7,103)
4700	Food Services	-	-	-	-	-	-	-	-	-	-	-	-	-	-	-
		41,087	123,154	168,360	159,147	127,814	128,120	96,426	121,905	207,193	132,807	218,627	-	1,576,787	1,470,952	(105,835)

<b>Subagreement Services</b>																		
5101	Nursing	-	-	-	-	-	-	-	-	-	-	-	-	-	-	-	-	
5102	Special Education	-	-	22,025	22,025	22,025	22,025	22,025	22,025	22,025	22,025	22,025	22,025	-	220,250	313,800	93,550	
5103	Substitute Teacher	-	-	-	-	-	-	-	-	-	-	-	-	-	-	-	-	
5104	Transportation	-	-	-	-	-	-	-	-	-	-	-	-	-	-	-	-	
5105	Security	-	-	-	-	-	-	-	-	-	-	-	-	-	-	-	-	
5106	Other Educational Consultants	1,652	(63,179)	65,775	61,705	47,864	47,999	33,999	45,254	82,928	50,070	87,979	14,440	-	476,487	451,015	(25,472)	
5107	Instructional Services	-	80,398	39,079	39,079	39,079	39,079	39,079	39,079	39,079	39,079	39,079	39,079	-	471,186	493,627	22,441	
		1,652	17,219	126,878	122,809	108,968	109,103	95,103	106,358	144,032	111,174	149,083	75,544	-	1,167,923	1,258,442	90,519	
<b>Operations and Housekeeping</b>																		
5201	Auto and Travel	-	-	-	-	-	-	-	-	-	-	-	-	-	-	-	1,200	1,200
5300	Dues & Memberships	-	255	842	842	842	842	842	842	842	842	842	842	-	8,672	10,100	1,428	
5400	Insurance	4,238	8,150	4,238	4,238	4,238	4,238	4,238	4,238	4,238	4,238	4,238	4,238	-	54,768	93,300	38,532	
5501	Utilities	-	-	-	-	-	-	-	-	-	-	-	-	-	-	-	-	-
5502	Janitorial Services	-	-	-	-	-	-	-	-	-	-	-	-	-	-	-	-	-
5516	Miscellaneous Expense	-	-	-	-	-	-	-	-	-	-	-	-	-	-	-	-	-
5531	ASB Fundraising Expense	-	-	-	-	-	-	-	-	-	-	-	-	-	-	-	-	-
5900	Communications	-	-	1,217	1,217	1,217	1,217	1,217	1,217	1,217	1,217	1,217	1,217	-	12,167	14,600	2,433	
5901	Postage and Shipping	-	99	500	500	500	500	500	500	500	500	500	500	-	5,099	6,000	901	
		4,238	8,504	6,796	6,796	6,796	6,796	6,796	6,796	6,796	6,796	6,796	6,796	-	80,705	125,200	44,495	
<b>Facilities, Repairs and Other Leases</b>																		
5601	Rent	-	-	-	-	-	-	-	-	-	-	-	-	-	-	-	-	-
5602	Additional Rent	-	-	-	-	-	-	-	-	-	-	-	-	-	-	-	-	-
5603	Equipment Leases	-	-	-	-	-	-	-	-	-	-	-	-	-	-	-	-	-
5604	Other Leases	-	-	-	-	-	-	-	-	-	-	-	-	-	-	-	-	-
5605	Real/Personal Property Taxes	-	-	-	-	-	-	-	-	-	-	-	-	-	-	-	-	-
5610	Repairs and Maintenance	-	-	-	-	-	-	-	-	-	-	-	-	-	-	-	-	-
		-	-	-	-	-	-	-	-	-	-	-	-	-	-	-	-	-
<b>Professional/Consulting Services</b>																		
5801	IT	-	-	-	-	-	-	-	-	-	-	-	-	-	-	-	-	-
5802	Audit & Taxes	-	4,259	-	1,567	1,567	1,567	-	-	-	-	-	-	-	8,959	4,700	(4,259)	
5803	Legal	-	12	3,700	3,700	3,700	3,700	3,700	3,700	3,700	3,700	3,700	3,700	-	37,012	44,400	7,388	
5804	Professional Development	1,013	759	3,025	3,025	3,025	3,025	3,025	3,025	3,025	3,025	3,025	3,025	-	32,019	36,297	4,278	
5805	General Consulting	222	2,129	958	958	958	958	958	958	958	958	958	958	-	11,934	11,400	(534)	
5806	Special Activities/Field Trips	2,632	2,089	4,788	4,492	3,485	3,494	2,475	3,295	6,037	3,645	6,405	1,051	-	43,889	41,132	(2,757)	
5807	Bank Charges	815	621	833	833	833	833	833	833	833	833	833	833	-	9,769	10,000	231	
5808	Printing	-	-	-	-	-	-	-	-	-	-	-	-	-	-	-	-	
5809	Other taxes and fees	-	-	433	433	433	433	433	433	433	433	433	433	-	4,333	5,200	867	
5810	Payroll Service Fee	617	-	617	617	617	617	617	617	617	617	617	617	-	6,784	7,400	616	
5811	Management Fee	12,351	46,807	30,612	30,612	30,612	30,612	30,612	30,612	30,612	30,612	30,612	30,612	-	365,280	358,859	(6,421)	
5812	District Oversight Fee	-	-	6,971	12,670	12,052	12,052	12,670	12,052	16,449	16,697	16,079	16,079	22,916	156,686	147,281	(9,404)	
5813	County Fees	-	-	-	-	-	-	-	-	-	-	-	-	-	-	-	-	
5815	Public Relations/Recruitment	-	-	-	-	-	-	-	-	-	-	-	-	-	-	300	300	
		17,650	56,677	51,938	58,907	57,281	57,291	55,324	55,525	62,665	60,521	62,663	57,309	22,916	676,667	666,969	(9,698)	
<b>Depreciation</b>																		
6900	Depreciation Expense	-	-	-	-	-	-	-	-	-	-	-	-	-	-	-	-	-
		-	-	-	-	-	-	-	-	-	-	-	-	-	-	-	-	-
<b>Interest</b>																		
7438	Interest Expense	8,385	-	-	-	-	-	-	-	-	-	-	-	-	8,385	83,838	75,453	
		8,385	-	-	-	-	-	-	-	-	-	-	-	-	8,385	83,838	75,453	
<b>Total Expenses</b>																		
		418,071	624,632	759,833	753,519	706,720	707,171	665,220	700,728	827,974	717,158	843,030	597,659	22,916	8,344,631	8,037,542	(307,089)	
<b>Monthly Surplus (Deficit)</b>																		
		(406,658)	(272,270)	(354,983)	(38,638)	(63,541)	37,306	89,597	(57,549)	46,413	250,372	79,996	299,029	948,667	557,740	379,837	177,903	

**Cash Flow Adjustments**

Monthly Surplus (Deficit)	(406,658)	(272,270)	(354,983)	(38,638)	(63,541)	37,306	89,597	(57,549)	46,413	250,372	79,996	299,029	948,667	557,740
Cash flows from operating activities	-	-	-	-	-	-	-	-	-	-	-	-	-	-
Depreciation/Amortization	-	-	-	-	-	-	-	-	-	-	-	-	-	-
Public Funding Receivables	205,447	859,797	649,799	(432,774)	(435,995)	(205,872)	-	-	-	-	-	-	(971,583)	(331,181)
Grants and Contributions Rec.	38,162	-	-	-	395,040	205,515	-	-	-	-	-	-	-	638,717
Due To/From Related Parties	-	-	-	-	-	-	-	-	-	-	-	-	-	-
Prepaid Expenses	(40,175)	38,233	-	-	-	-	-	-	-	-	-	-	-	(1,942)
Other Assets	-	-	-	-	-	-	-	-	-	-	-	-	-	-
Accounts Payable	(249,304)	(48,559)	-	-	-	-	-	-	-	-	-	-	22,916	(274,947)
Accrued Expenses	32,627	53,383	-	-	-	-	-	-	-	-	-	-	-	86,010
Deferred Revenue	(11,413)	1,764	-	-	-	-	-	-	-	-	-	-	-	(9,649)
Cash flows from investing activities	-	-	-	-	-	-	-	-	-	-	-	-	-	-
Purchases of Prop. And Equip.	-	-	-	-	-	-	-	-	-	-	-	-	-	-
Notes Receivable	-	-	-	-	-	-	-	-	-	-	-	-	-	-
Cash flows from financing activities	-	-	-	-	-	-	-	-	-	-	-	-	-	-
Proceeds from Factoring	605,600	-	-	-	-	-	-	-	-	-	-	-	-	605,600
Payments on Factoring	-	(582,200)	(400,360)	-	-	-	-	-	-	-	-	-	-	(982,560)
Proceeds(Payments) on Debt	-	-	-	-	-	-	-	-	-	-	-	-	-	-

Total Change in Cash 174,287 50,147 (105,544) (471,412) (104,496) 36,948 89,597 (57,549) 46,413 250,372 79,996 299,029

Cash, Beginning of Month 557,551 731,838 781,985 676,442 205,030 100,534 137,482 227,079 169,529 215,942 466,314 546,310

**Cash, End of Month 731,838 781,985 676,442 205,030 100,534 137,482 227,079 169,529 215,942 466,314 546,310 845,339**

15% 1,251,695 1,251,695 1,251,695 1,251,695 1,251,695 1,251,695 1,251,695 1,251,695 1,251,695 1,251,695 1,251,695 1,251,695

Cert.	Instr.
50.4%	83.7%
929,199	328,901

Pupil:Teacher Ratio	
18.34	:1

Lake View Charter School

Budget vs Actual

For the period ended August 31, 2022

	Current Period Actual	Current Period Budget	Current Period Variance	YTD Actual	YTD Budget	YTD Budget Variance	Total Budget
<b>Revenues</b>							
State Aid - Revenue Limit							
LCFF State Aid	\$ 326,672	\$ 309,597	\$ 17,075	\$ 326,672	\$ 309,597	\$ 17,075	\$ 6,981,031
Education Protection Account	-	-	-	-	-	-	139,137
In Lieu of Property Taxes	-	12,980	(12,980)	-	12,980	(12,980)	243,901
Total State Aid - Revenue Limit	326,672	322,577	4,095	326,672	322,577	4,095	7,364,069
Federal Revenue							
Special Education - Entitlement	-	3,116	(3,116)	-	3,116	(3,116)	70,264
Title I, Part A - Basic Low Income	-	-	-	-	-	-	71,043
Title II, Part A - Teacher Quality	-	-	-	-	-	-	11,997
Other Federal Revenue	-	-	-	-	-	-	163,184
Total Federal Revenue	-	3,116	(3,116)	-	3,116	(3,116)	316,488
Other State Revenue							
State Special Education	24,136	22,985	1,151	24,136	22,985	1,151	518,279
State Lottery	-	-	-	-	-	-	138,442
Other State Revenue	1,554	-	1,554	12,967	-	12,967	80,101
Total Other State Revenue	25,690	22,985	2,705	37,103	22,985	14,118	736,822
<b>Total Revenues</b>	<b>\$ 352,362</b>	<b>\$ 348,678</b>	<b>\$ 3,684</b>	<b>\$ 363,775</b>	<b>\$ 348,678</b>	<b>\$ 15,097</b>	<b>\$ 8,417,379</b>
<b>Expenses</b>							
Certificated Salaries							
Teachers' Salaries	\$ 233,006	\$ 208,513	\$ (24,493)	\$ 432,951	\$ 417,026	\$ (15,925)	\$ 2,502,158
Teachers' Extra Duty/Stipends	18,850	-	(18,850)	24,425	-	(24,425)	240,000
Pupil Support Salaries	8,363	-	(8,363)	15,654	-	(15,654)	-
Administrators' Salaries	34,139	17,323	(16,816)	64,343	34,646	(29,697)	207,875
Other Certificated Salaries	14,459	14,333	(125)	27,015	28,667	1,652	172,000
Total Certificated Salaries	308,816	240,169	(68,646)	564,389	480,339	(84,050)	3,122,033
Classified Salaries							
Instructional Salaries	50	-	(50)	50	-	(50)	-
Support Salaries	41	2,500	2,459	41	5,000	4,959	30,000
Clerical and Office Staff Salaries	5,151	4,167	(985)	9,328	8,333	(995)	50,000
Other Classified Salaries	1,730	6,442	4,712	2,905	12,884	9,979	77,306
Total Classified Salaries	6,972	13,109	6,137	12,324	26,218	13,893	157,306
Benefits							
State Teachers' Retirement System, certificated positions	57,179	45,138	(12,041)	105,062	90,275	(14,787)	586,758
OASDI/Medicare/Alternative, certificated positions	432	813	380	764	1,626	861	9,753
Medicare/Alternative, certificated positions	4,430	3,617	(813)	8,064	7,233	(831)	46,825
Health and Welfare Benefits, certificated positions	37,226	35,833	(1,393)	65,412	71,667	6,255	430,000
State Unemployment Insurance, certificated positions	317	1,359	1,042	1,643	2,718	1,074	27,175
Workers' Compensation Insurance, certificated positions	2,578	3,492	914	4,369	6,984	2,615	45,211
Other Benefits, certificated positions	1,128	547	(581)	2,110	1,093	(1,016)	7,079
Total Benefits	103,291	90,798	(12,493)	187,424	181,595	(5,829)	1,152,802
Books & Supplies							
Textbooks and Core Materials	453	3,250	2,797	1,154	6,500	5,346	39,000
Books and Reference Materials	-	1,250	1,250	283	2,500	2,217	15,000
School Supplies	87,788	66,666	(21,122)	107,393	94,996	(12,397)	1,116,804
Software	34,092	14,725	(19,367)	54,511	29,450	(25,061)	176,700
Office Expense	-	208	208	-	417	417	2,500
Noncapitalized Equipment	821	7,220	6,399	899	10,288	9,389	120,948
Total Books & Supplies	123,154	93,319	(29,835)	164,241	144,151	(20,091)	1,470,952
Subagreement Services							
Special Education	-	26,150	26,150	-	52,300	52,300	313,800
Other Educational Consultants	(63,179)	26,923	90,101	(61,527)	38,364	99,890	451,015
Instructional Services	80,398	41,136	(39,263)	80,398	82,271	1,873	493,627
Total Subagreement Services	17,219	94,208	76,989	18,871	172,935	154,063	1,258,442
Operations & Housekeeping							
Auto and Travel	-	100	100	-	200	200	1,200
Dues & Memberships	255	842	587	255	1,683	1,428	10,100
Insurance	8,150	7,775	(375)	12,388	15,550	3,162	93,300
Communications	-	1,217	1,217	-	2,433	2,433	14,600
Postage and Shipping	99	500	401	99	1,000	901	6,000
Total Operations & Housekeeping	8,504	10,433	1,930	12,742	20,867	8,125	125,200
Professional/Consulting Services							
Audit & Taxes	4,259	-	(4,259)	4,259	-	(4,259)	4,700
Legal	12	3,700	3,688	12	7,400	7,388	44,400
Professional Development	759	3,025	2,266	1,772	6,050	4,278	36,297
General Consulting	2,129	950	(1,179)	2,351	1,900	(451)	11,400
Special Activities/Field Trips	2,089	2,455	366	4,721	3,499	(1,222)	41,132
Bank Charges	621	833	212	1,436	1,667	231	10,000
Other Taxes and Fees	-	433	433	-	867	867	5,200
Payroll Service Fee	-	617	617	617	1,233	616	7,400
Management Fee	46,807	29,905	(16,902)	59,158	59,810	651	358,859
District Oversight Fee	-	6,452	6,452	-	6,452	6,452	147,281
Public Relations/Recruitment	-	25	25	-	50	50	300
Total Professional/Consulting Services	56,677	48,395	(8,282)	74,327	88,926	14,599	666,969
Interest							
Interest Expense	-	-	-	8,385	-	(8,385)	83,838
Total Interest	-	-	-	8,385	-	(8,385)	83,838
<b>Total Expenses</b>	<b>\$ 624,632</b>	<b>\$ 590,431</b>	<b>\$ (34,201)</b>	<b>\$ 1,042,703</b>	<b>\$ 1,115,030</b>	<b>\$ 72,327</b>	<b>\$ 8,037,542</b>
<b>Change in Net Assets</b>	<b>(272,270)</b>	<b>(241,754)</b>	<b>(30,516)</b>	<b>(678,928)</b>	<b>(766,352)</b>	<b>87,424</b>	<b>379,837</b>
Net Assets, Beginning of Period	(82,118)			324,540			
<b>Net Assets, End of Period</b>	<b>\$ (354,388)</b>			<b>\$ (354,388)</b>			

# Lake View Charter School

## Statement of Financial Position

August 31, 2022

	Current Balance	Beginning Year Balance	YTD Change	YTD % Change
<b>Assets</b>				
<b>Current Assets</b>				
Unrestricted Cash	\$ 461,023	\$ 557,551	\$ (96,528)	
Restricted Cash	320,962	-	320,962	
Total Cash & Cash Equivalents	781,985	557,551	224,434	40%
Accounts Receivable	-	38,162	(38,162)	-100%
Public Funding Receivable	209,790	1,275,034	(1,065,244)	-84%
Factored Receivable	(605,600)	(582,200)	(23,400)	4%
Prepaid Expenses	35,850	33,908	1,942	6%
<b>Total Current Assets</b>	<b>422,025</b>	<b>1,322,456</b>	<b>(900,431)</b>	<b>-68%</b>
<b>Total Assets</b>	<b>\$ 422,025</b>	<b>\$ 1,322,456</b>	<b>\$ (900,431)</b>	<b>-68%</b>
<b>Liabilities</b>				
<b>Current Liabilities</b>				
Accounts Payable	\$ 84,508	\$ 382,372	\$ (297,863)	-78%
Accrued Liabilities	370,944	284,934	86,010	30%
Deferred Revenue	320,962	330,610	(9,649)	-3%
<b>Total Current Liabilities</b>	<b>776,414</b>	<b>997,916</b>	<b>(221,502)</b>	<b>-22%</b>
<b>Total Liabilities</b>	<b>776,414</b>	<b>997,916</b>	<b>(221,502)</b>	<b>-22%</b>
<b>Net Assets</b>	<b>(354,388)</b>	<b>324,540</b>	<b>(678,928)</b>	<b>-209%</b>
<b>Total Liabilities and Net Assets</b>	<b>\$ 422,025</b>	<b>\$ 1,322,456</b>	<b>\$ (900,431)</b>	<b>-68%</b>

## Lake View Charter School

### Statement of Cash Flows

For the period ended August 31, 2022

	Month Ended 08/31/22	YTD Ended 08/31/22
<b>Cash Flows from Operating Activities</b>		
Changes in Net Assets	\$ (272,270)	\$ (678,928)
Adjustments to reconcile change in net assets to net cash flows from operating activities:		
Decrease/(Increase) in Operating Assets:		
Public Funding Receivable	859,797	1,065,244
Grants, Contributions & Pledges Receivable	(582,200)	61,562
Prepaid Expenses	38,233	(1,942)
(Decrease)/Increase in Operating Liabilities:		
Accounts Payable	(48,559)	(297,863)
Accrued Expenses	53,383	86,010
Deferred Revenue	1,764	(9,649)
<b>Total Cash Flows from Operating Activities</b>	<b>50,147</b>	<b>224,434</b>
Change in Cash & Cash Equivalents	50,147	224,434
Cash & Cash Equivalents, Beginning of Period	731,838	557,551
<b>Cash and Cash Equivalents, End of Period</b>	<b>\$ 781,985</b>	<b>\$ 781,985</b>



Lake View Charter School

Check Register

For the period ended August 31, 2022

#	Check Number	Vendor Name	Check Date	Check Amount
	12151	Document Tracking Services	8/31/2022	\$ (395.00)
	12597	Blue Shield of CA	8/4/2022	53,117.71
	12598	School Pathways, LLC	8/4/2022	10,996.44
	12599	Activities for Learning Inc.	8/11/2022	358.05
	12600	All About Learning Press, Inc.	8/11/2022	1,103.20
	12601	Amtrust North America	8/11/2022	-
	12602	Apollo Academy of Music	8/11/2022	2,243.00
	12603	Art of Problem Solving	8/11/2022	1,382.94
	12604	Beautiful Feet Books, Inc.	8/11/2022	554.51
	12605	BookShark	8/11/2022	6,884.11
	12606	Brave Writer LLC	8/11/2022	238.90
	12607	Bright Thinker	8/11/2022	3,604.78
	12608	Charter Schools Development Center	8/11/2022	2,130.00
	12609	CharterSafe	8/11/2022	10,728.00
	12610	Christy White Accountancy Corporation	8/11/2022	1,200.00
	12611	Elemental Science	8/11/2022	203.09
	12612	Evan-Moor	8/11/2022	286.80
	12613	History Unboxed LLC	8/11/2022	1,485.17
	12614	Home Science Tools	8/11/2022	660.52
	12615	Honest History Co	8/11/2022	285.01
	12616	Jackris Publishing, LLC	8/11/2022	43.68
	12617	Lakeshore	8/11/2022	279.36
	12618	Learn and Create, Inc.	8/11/2022	389.56
	12619	Learn and Create, Inc.	8/11/2022	1,342.81
	12620	LEGO Education	8/11/2022	244.42
	12621	Little Passports	8/11/2022	333.98
	12622	Math-U-See Inc.	8/11/2022	726.33
	12623	Miaplaza Inc.	8/11/2022	415.92
	12624	Monarch River Academy	8/11/2022	477.12
	12625	Rainbow Resource Center	8/11/2022	614.56
	12626	Singapore Math, Inc.	8/11/2022	140.28
	12627	Specialized Therapy Services	8/11/2022	85.00
	12628	T-Mobile	8/11/2022	840.00
	12629	Teacher Synergy, LLC	8/11/2022	268.74
	12630	Teaching Textbooks	8/11/2022	1,256.42
	12631	The Critical Thinking Co.	8/11/2022	351.42
	12632	Timberdoodle.com	8/11/2022	1,983.69
	12633	Yosemite Valley Charter School	8/11/2022	486.68
	12634	PenServ Plan Services, Inc.	8/15/2022	1,822.26
	12635	All About Learning Press, Inc.	8/18/2022	161.22
	12636	Beautiful Feet Books, Inc.	8/18/2022	570.03
	12637	BookShark	8/18/2022	316.00
	12638	CharterSafe	8/18/2022	10,728.00
	12639	Christy White Accountancy Corporation	8/18/2022	4,259.25
	12640	Eat2Explore	8/18/2022	187.50
	12641	Ereflect Inc	8/18/2022	67.00
	12642	Home Science Tools	8/18/2022	287.32
	12643	Homeschool Planet	8/18/2022	74.95
	12644	KiwiCo, Inc	8/18/2022	2,105.22
	12645	Lakeshore	8/18/2022	158.18
	12646	Moving Beyond the Page	8/18/2022	520.78
	12647	MoxieBox Art	8/18/2022	127.45
	12648	Mystery Science Inc.	8/18/2022	198.00
	12649	Nicole the Math Lady, LLC	8/18/2022	59.00
	12650	North State Parent	8/18/2022	255.00

Lake View Charter School

Check Register

For the period ended August 31, 2022

#	Check Number	Vendor Name	Check Date	Check Amount
	12651	Rainbow Resource Center	8/18/2022	2,304.89
	12652	School Pathways, LLC	8/18/2022	131.25
	12653	Studies Weekly	8/18/2022	37.12
	12654	Teacher Synergy, LLC	8/18/2022	175.49
	12655	Teaching Textbooks	8/18/2022	203.99
	12656	The Critical Thinking Co.	8/18/2022	244.39
	12657	Think Outside, LLC	8/18/2022	471.35
	12658	Timberdoodle.com	8/18/2022	680.34
	12659	All About Learning Press, Inc.	8/25/2022	177.96
	12660	Art of Problem Solving	8/25/2022	788.46
	12661	Bright Thinker	8/25/2022	248.95
	12662	Dino Lingo Inc	8/25/2022	149.00
	12663	Institute for Excellence in Writing	8/25/2022	305.43
	12664	Law Offices of Young Minney & Corr LLP	8/25/2022	12.38
	12665	Learn and Create, Inc.	8/25/2022	521.85
	12666	Learning Without Tears	8/25/2022	19.98
	12667	Nicole the Math Lady, LLC	8/25/2022	79.00
	12668	Oak Meadow Inc.	8/25/2022	1,628.57
	12669	Rainbow Resource Center	8/25/2022	1,483.67
	12670	Teacher Synergy, LLC	8/25/2022	61.99
	12671	Teaching Textbooks	8/25/2022	257.08
	12672	Timberdoodle.com	8/25/2022	2,852.02
	12673	Amazon Capital Services	8/25/2022	12.52
	12674	Document Tracking Services	8/31/2022	395.00
	ACH	The Advantage Group	8/15/2022	415.63
	ACH	Charter Impact, Inc.	8/11/2022	12,351.00
	ACH	Charter Impact, Inc.	8/11/2022	20.00
	ACH	Clarksville Charter School	8/11/2022	539.12
	ACH	Clarksville Charter School	8/11/2022	1,011.87
	ACH	Clarksville Charter School	8/11/2022	1,011.87
	ACH	Feather River Charter School	8/11/2022	385.94
	ACH	Feather River Charter School	8/11/2022	2,480.40
	ACH	Feather River Charter School	8/11/2022	1,254.25
	ACH	Feather River Charter School	8/11/2022	1,095.58
	ACH	Feather River Charter School	8/11/2022	2,480.40
	ACH	Feather River Charter School	8/11/2022	1,095.58
	ACH	Feather River Charter School	8/11/2022	1,254.25
	ACH	Sequoia Grove Charter Alliance	8/11/2022	66.15
	ACH	Sequoia Grove Charter Alliance	8/11/2022	696.18
	ACH	Sequoia Grove Charter Alliance	8/11/2022	696.18
	ACH	Sequoia Grove Charter Alliance	8/11/2022	526.71
	ACH	Sequoia Grove Charter Alliance	8/11/2022	876.96
	ACH	Sequoia Grove Charter Alliance	8/11/2022	275.27
	ACH	Sequoia Grove Charter Alliance	8/11/2022	13.86
	ACH	Amazon Capital Services	8/18/2022	97.35
	ACH	Amazon Capital Services	8/18/2022	175.82
	ACH	Amazon Capital Services	8/18/2022	22.51
	ACH	Amazon Capital Services	8/18/2022	46.11
	ACH	Amazon Capital Services	8/18/2022	173.29
	ACH	Amazon Capital Services	8/18/2022	48.64
	ACH	Amazon Capital Services	8/18/2022	86.92
	ACH	Amazon Capital Services	8/18/2022	15.60
	ACH	Amazon Capital Services	8/18/2022	64.28
	ACH	Amazon Capital Services	8/18/2022	73.97
	ACH	Sequoia Grove Charter Alliance	8/18/2022	287.45
	ACH	Sequoia Grove Charter Alliance	8/18/2022	98.83

Lake View Charter School

Check Register

For the period ended August 31, 2022

#	Check Number	Vendor Name	Check Date	Check Amount
	ACH	Sequoia Grove Charter Alliance	8/18/2022	450.36
	ACH	Amazon Capital Services	8/18/2022	154.78
	ACH	Amazon Capital Services	8/18/2022	88.40
	ACH	Amazon Capital Services	8/18/2022	173.21
	ACH	Amazon Capital Services	8/18/2022	181.40
	ACH	Amazon Capital Services	8/18/2022	8.57
	ACH	Amazon Capital Services	8/18/2022	43.14
	ACH	Amazon Capital Services	8/18/2022	96.47
	ACH	Amazon Capital Services	8/18/2022	128.65
	ACH	Amazon Capital Services	8/18/2022	58.77
	ACH	Amazon Capital Services	8/18/2022	17.15
	ACH	Amazon Capital Services	8/18/2022	12.00
	ACH	Amazon Capital Services	8/18/2022	94.43
	ACH	Amazon Capital Services	8/18/2022	14.35
	ACH	Amazon Capital Services	8/18/2022	97.49
	ACH	Amazon Capital Services	8/18/2022	150.51
	ACH	Amazon Capital Services	8/18/2022	132.85
	ACH	Amazon Capital Services	8/18/2022	305.76
	ACH	Amazon Capital Services	8/18/2022	150.36
	ACH	Amazon Capital Services	8/18/2022	99.76
	ACH	Amazon Capital Services	8/18/2022	139.53
	ACH	Amazon Capital Services	8/18/2022	323.61
	ACH	Amazon Capital Services	8/18/2022	167.83
	ACH	Amazon Capital Services	8/18/2022	71.40
	ACH	Amazon Capital Services	8/18/2022	168.54
	ACH	Amazon Capital Services	8/18/2022	156.45
	ACH	Amazon Capital Services	8/18/2022	40.18
	ACH	Amazon Capital Services	8/18/2022	76.69
	ACH	Amazon Capital Services	8/18/2022	201.86
	ACH	Amazon Capital Services	8/18/2022	408.47
	ACH	Amazon Capital Services	8/18/2022	154.75
	ACH	Amazon Capital Services	8/18/2022	96.25
	ACH	Amazon Capital Services	8/18/2022	590.46
	ACH	Amazon Capital Services	8/18/2022	149.08
	ACH	Amazon Capital Services	8/18/2022	97.31
	ACH	Amazon Capital Services	8/18/2022	135.22
	ACH	Amazon Capital Services	8/18/2022	89.43
	ACH	Amazon Capital Services	8/18/2022	124.55
	ACH	Amazon Capital Services	8/18/2022	27.83
	ACH	Amazon Capital Services	8/18/2022	169.91
	ACH	Amazon Capital Services	8/18/2022	46.11
	ACH	Amazon Capital Services	8/18/2022	54.85
	ACH	Amazon Capital Services	8/18/2022	46.11
	ACH	Amazon Capital Services	8/18/2022	171.92
	ACH	Amazon Capital Services	8/18/2022	96.47
	ACH	Amazon Capital Services	8/18/2022	59.74
	ACH	Amazon Capital Services	8/18/2022	83.60
	ACH	Amazon Capital Services	8/18/2022	96.70
	ACH	Amazon Capital Services	8/18/2022	12.00
	ACH	Amazon Capital Services	8/18/2022	107.92
	ACH	Amazon Capital Services	8/18/2022	168.26
	ACH	Amazon Capital Services	8/18/2022	60.06
	ACH	Amazon Capital Services	8/18/2022	40.81
	ACH	Amazon Capital Services	8/18/2022	103.58
	ACH	Amazon Capital Services	8/18/2022	48.08
	ACH	Amazon Capital Services	8/18/2022	68.97

Lake View Charter School

Check Register

For the period ended August 31, 2022

#	Check Number	Vendor Name	Check Date	Check Amount
	ACH	Amazon Capital Services	8/18/2022	79.35
	ACH	Amazon Capital Services	8/18/2022	50.24
	ACH	Amazon Capital Services	8/18/2022	96.79
	ACH	Amazon Capital Services	8/18/2022	145.45
	ACH	Amazon Capital Services	8/18/2022	54.06
	ACH	Amazon Capital Services	8/18/2022	66.84
	ACH	Amazon Capital Services	8/18/2022	37.51
	ACH	Amazon Capital Services	8/18/2022	328.26
	ACH	Amazon Capital Services	8/18/2022	54.86
	ACH	Amazon Capital Services	8/18/2022	101.14
	ACH	Amazon Capital Services	8/18/2022	64.81
	ACH	Amazon Capital Services	8/18/2022	28.95
	ACH	Amazon Capital Services	8/18/2022	76.82
	ACH	Amazon Capital Services	8/18/2022	172.80
	ACH	Amazon Capital Services	8/18/2022	105.65
	ACH	Amazon Capital Services	8/18/2022	138.34
	ACH	Amazon Capital Services	8/18/2022	60.06
	ACH	Amazon Capital Services	8/18/2022	68.17
	ACH	Amazon Capital Services	8/18/2022	20.40
	ACH	Amazon Capital Services	8/18/2022	199.55
	ACH	Amazon Capital Services	8/18/2022	228.22
	ACH	Amazon Capital Services	8/18/2022	51.90
	ACH	Amazon Capital Services	8/18/2022	58.18
	ACH	Amazon Capital Services	8/18/2022	15.60
	ACH	Amazon Capital Services	8/18/2022	7.48
	ACH	Amazon Capital Services	8/18/2022	99.74
	ACH	Amazon Capital Services	8/18/2022	14.67
	ACH	Amazon Capital Services	8/18/2022	138.83
	ACH	Amazon Capital Services	8/18/2022	108.23
	ACH	Amazon Capital Services	8/18/2022	11.52
	ACH	Amazon Capital Services	8/18/2022	87.88
	ACH	Amazon Capital Services	8/18/2022	215.73
	ACH	Sequoia Grove Charter Alliance	8/18/2022	1,050.00
	ACH	Sequoia Grove Charter Alliance	8/18/2022	591.62
	ACH	Clarksville Charter School	8/4/2022	35.00
	ACH	Clarksville Charter School	8/4/2022	560.00
	ACH	Feather River Charter School	8/4/2022	2,066.74
	ACH	Sequoia Grove Charter Alliance	8/4/2022	12,609.82
	ACH	Sequoia Grove Charter Alliance	8/4/2022	4,899.70
	ACH	Sequoia Grove Charter Alliance	8/4/2022	5,108.97
	ACH	Sequoia Grove Charter Alliance	8/4/2022	5,239.97
	ACH	Sequoia Grove Charter Alliance	8/4/2022	12,935.00
	ACH	Sequoia Grove Charter Alliance	8/4/2022	5,715.34
	ACH	Amazon Capital Services	8/25/2022	8.65
	ACH	Amazon Capital Services	8/25/2022	47.94
	ACH	Amazon Capital Services	8/25/2022	57.65
	ACH	Amazon Capital Services	8/25/2022	98.52
	ACH	Amazon Capital Services	8/25/2022	116.91
	ACH	Amazon Capital Services	8/25/2022	137.51
	ACH	Amazon Capital Services	8/25/2022	75.04
	ACH	Amazon Capital Services	8/25/2022	118.39
	ACH	Amazon Capital Services	8/25/2022	12.98
	ACH	Amazon Capital Services	8/25/2022	37.75
	ACH	Amazon Capital Services	8/25/2022	29.30
	ACH	Amazon Capital Services	8/25/2022	119.54
	ACH	Amazon Capital Services	8/25/2022	16.75

Lake View Charter School

Check Register

For the period ended August 31, 2022

#	Check Number	Vendor Name	Check Date	Check Amount
	ACH	Clarksville Charter School	8/25/2022	126.00
	ACH	Clarksville Charter School	8/25/2022	5.60
	ACH	Feather River Charter School	8/25/2022	824.04
	ACH	Feather River Charter School	8/25/2022	29.40
	ACH	Feather River Charter School	8/25/2022	2.55
	ACH	Feather River Charter School	8/25/2022	1,628.50
	ACH	Sequoia Grove Charter Alliance	8/25/2022	43,559.85
	ACH	Amazon Capital Services	8/25/2022	39.74
	ACH	Sequoia Grove Charter Alliance	8/25/2022	18,668.50
	ACH	Sequoia Grove Charter Alliance	8/25/2022	727.86
	ACH	Sequoia Grove Charter Alliance	8/25/2022	520.56
	ACH	Sequoia Grove Charter Alliance	8/25/2022	652.26
	ACH	Amazon Capital Services	8/25/2022	67.56
	ACH	Amazon Capital Services	8/25/2022	97.55
	ACH	Amazon Capital Services	8/25/2022	205.03
	ACH	Amazon Capital Services	8/25/2022	95.86
	ACH	Amazon Capital Services	8/25/2022	21.64
	ACH	Amazon Capital Services	8/25/2022	93.58
	ACH	Amazon Capital Services	8/25/2022	10.10
	ACH	Amazon Capital Services	8/25/2022	85.14
	ACH	Amazon Capital Services	8/25/2022	95.61
	ACH	Amazon Capital Services	8/25/2022	174.49
	ACH	Amazon Capital Services	8/25/2022	230.77
	ACH	Amazon Capital Services	8/25/2022	33.20
	ACH	Amazon Capital Services	8/25/2022	87.67
	ACH	Amazon Capital Services	8/25/2022	58.50
	ACH	Amazon Capital Services	8/25/2022	87.71
	ACH	Amazon Capital Services	8/25/2022	83.93
	ACH	Amazon Capital Services	8/25/2022	57.62
	ACH	Amazon Capital Services	8/25/2022	96.53
	ACH	Amazon Capital Services	8/25/2022	44.01
	ACH	Amazon Capital Services	8/25/2022	13.40
	ACH	Amazon Capital Services	8/25/2022	43.52
	ACH	Amazon Capital Services	8/25/2022	31.03
	ACH	Amazon Capital Services	8/25/2022	99.61
	ACH	Amazon Capital Services	8/25/2022	96.60
	ACH	Amazon Capital Services	8/25/2022	29.24
	ACH	Amazon Capital Services	8/25/2022	379.33
	ACH	Amazon Capital Services	8/25/2022	121.20
	ACH	Amazon Capital Services	8/25/2022	7.58
	ACH	Amazon Capital Services	8/25/2022	19.19
	ACH	Amazon Capital Services	8/25/2022	38.07
	ACH	Amazon Capital Services	8/25/2022	67.27
	ACH	Amazon Capital Services	8/25/2022	82.60
	ACH	Amazon Capital Services	8/25/2022	146.81
	ACH	Amazon Capital Services	8/25/2022	43.54
	ACH	Amazon Capital Services	8/25/2022	59.12
	ACH	Amazon Capital Services	8/25/2022	61.16
	ACH	Amazon Capital Services	8/25/2022	44.33
	ACH	Amazon Capital Services	8/25/2022	33.11
	ACH	Amazon Capital Services	8/25/2022	60.86
	ACH	Amazon Capital Services	8/25/2022	39.95
	ACH	Amazon Capital Services	8/25/2022	13.95
	ACH	Amazon Capital Services	8/25/2022	28.82
	ACH	Amazon Capital Services	8/25/2022	23.28
	ACH	Amazon Capital Services	8/25/2022	45.44

Lake View Charter School

Check Register

For the period ended August 31, 2022

#	Check Number	Vendor Name	Check Date	Check Amount
	ACH	Amazon Capital Services	8/25/2022	19.71
	ACH	Amazon Capital Services	8/25/2022	28.53
	ACH	Amazon Capital Services	8/25/2022	48.44
	ACH	Amazon Capital Services	8/25/2022	25.27
	ACH	Amazon Capital Services	8/25/2022	22.72
	ACH	Amazon Capital Services	8/25/2022	47.35
	ACH	Amazon Capital Services	8/25/2022	43.54
	ACH	Amazon Capital Services	8/25/2022	162.84
	ACH	Amazon Capital Services	8/25/2022	249.97
	ACH	Amazon Capital Services	8/25/2022	23.79
	ACH	Amazon Capital Services	8/25/2022	115.28
	ACH	Amazon Capital Services	8/25/2022	462.32
	ACH	Amazon Capital Services	8/25/2022	58.50
	ACH	Amazon Capital Services	8/25/2022	71.78
	ACH	Amazon Capital Services	8/25/2022	81.89
	ACH	Amazon Capital Services	8/25/2022	8.66
	ACH	Amazon Capital Services	8/25/2022	55.66
	ACH	Amazon Capital Services	8/25/2022	36.77
	ACH	Amazon Capital Services	8/25/2022	8.57
	ACH	Amazon Capital Services	8/25/2022	75.76
	ACH	Amazon Capital Services	8/25/2022	33.48
	ACH	Amazon Capital Services	8/25/2022	27.05
	ACH	Amazon Capital Services	8/25/2022	47.94
	ACH	Amazon Capital Services	8/25/2022	88.13
	ACH	Amazon Capital Services	8/25/2022	49.31
	ACH	Amazon Capital Services	8/25/2022	157.64
	ACH	Amazon Capital Services	8/25/2022	66.92
	ACH	Amazon Capital Services	8/25/2022	76.49
	ACH	Amazon Capital Services	8/25/2022	205.77
	ACH	Amazon Capital Services	8/25/2022	8.66
	ACH	Amazon Capital Services	8/25/2022	165.53
	ACH	Amazon Capital Services	8/25/2022	31.32
	ACH	Amazon Capital Services	8/25/2022	42.14
	ACH	Amazon Capital Services	8/25/2022	164.33
	ACH	Amazon Capital Services	8/25/2022	83.09
	ACH	Amazon Capital Services	8/25/2022	11.95
	ACH	Amazon Capital Services	8/25/2022	84.96
	ACH	Amazon Capital Services	8/25/2022	60.05
	ACH	Amazon Capital Services	8/25/2022	56.63
	ACH	Amazon Capital Services	8/25/2022	161.46
	ACH	Amazon Capital Services	8/25/2022	291.66
	ACH	Amazon Capital Services	8/25/2022	209.36
	ACH	Amazon Capital Services	8/25/2022	32.88
	ACH	Amazon Capital Services	8/25/2022	45.52

Total Disbursements issued in August \$ 308,005.06

Lake View Charter School

Accounts Payable Aging

August 31, 2022

Vendor Name	Invoice/Credit Number	Invoice Date	Date Due	Current	1 - 30 Days Past Due	31 - 60 Days Past Due	61 - 90 Days Past Due	Over 90 Days Past Due	Total
Provenance	5021	5/13/2021	6/14/2021	\$ -	\$ -	\$ -	\$ -	\$ 30,224.69	\$ 30,224.69
PenServ Plan Services, Inc.	PENS082522	8/29/2022	8/29/2022	-	3,004.36	-	-	-	3,004.36
The Advantage Group	ADVA082522	8/29/2022	8/29/2022	-	540.63	-	-	-	540.63
Stephens Educational Services, LLC	355120	8/10/2022	9/9/2022	144.10	-	-	-	-	144.10
Sequoia Grove Charter Alliance	12069	8/12/2022	9/11/2022	206.91	-	-	-	-	206.91
Clarksville Charter School	6216	8/12/2022	9/11/2022	7.00	-	-	-	-	7.00
Feather River Charter School	6299	8/16/2022	9/15/2022	2,128.77	-	-	-	-	2,128.77
Rainbow Resource Center	4825086	8/16/2022	9/15/2022	34.80	-	-	-	-	34.80
Rainbow Resource Center	4825843	8/16/2022	9/15/2022	25.57	-	-	-	-	25.57
Rainbow Resource Center	4825946	8/16/2022	9/15/2022	124.23	-	-	-	-	124.23
Rainbow Resource Center	4825964	8/16/2022	9/15/2022	54.90	-	-	-	-	54.90
Rainbow Resource Center	4825980	8/16/2022	9/15/2022	49.53	-	-	-	-	49.53
Rainbow Resource Center	4826017	8/16/2022	9/15/2022	25.46	-	-	-	-	25.46
Moving Beyond the Page	270508	8/16/2022	9/15/2022	513.21	-	-	-	-	513.21
Moving Beyond the Page	270510	8/16/2022	9/15/2022	219.78	-	-	-	-	219.78
Sequoia Grove Charter Alliance	12075	8/16/2022	9/15/2022	23,611.00	-	-	-	-	23,611.00
Singapore Math, Inc.	5237917	8/16/2022	9/15/2022	148.94	-	-	-	-	148.94
Rainbow Resource Center	4826027	8/16/2022	9/15/2022	38.44	-	-	-	-	38.44
Rainbow Resource Center	4826171	8/16/2022	9/15/2022	107.15	-	-	-	-	107.15
Rainbow Resource Center	4826574	8/17/2022	9/16/2022	157.06	-	-	-	-	157.06
Rainbow Resource Center	4826634	8/17/2022	9/16/2022	246.52	-	-	-	-	246.52
Rainbow Resource Center	4826661	8/17/2022	9/16/2022	84.17	-	-	-	-	84.17
Rainbow Resource Center	4827442	8/17/2022	9/16/2022	355.66	-	-	-	-	355.66
Rainbow Resource Center	4827500	8/17/2022	9/16/2022	252.80	-	-	-	-	252.80
Rainbow Resource Center	4827502	8/17/2022	9/16/2022	140.65	-	-	-	-	140.65
Rainbow Resource Center	4827882	8/17/2022	9/16/2022	76.84	-	-	-	-	76.84
Rainbow Resource Center	4827886	8/17/2022	9/16/2022	58.98	-	-	-	-	58.98
Sequoia Grove Charter Alliance	12078	8/17/2022	9/16/2022	168.00	-	-	-	-	168.00
Timberdoodle.com	388664	8/17/2022	9/16/2022	186.09	-	-	-	-	186.09
Moving Beyond the Page	270556	8/17/2022	9/16/2022	920.10	-	-	-	-	920.10
Moving Beyond the Page	270560	8/17/2022	9/16/2022	970.32	-	-	-	-	970.32
Moving Beyond the Page	270561	8/17/2022	9/16/2022	505.56	-	-	-	-	505.56
Oak Meadow Inc.	132904	8/17/2022	9/16/2022	866.11	-	-	-	-	866.11
Beautiful Feet Books, Inc.	17503	8/17/2022	9/16/2022	170.40	-	-	-	-	170.40
All About Learning Press, Inc.	911979	8/17/2022	9/16/2022	47.81	-	-	-	-	47.81
JackKris Publishing, LLC	15766	8/17/2022	9/16/2022	56.33	-	-	-	-	56.33
All About Learning Press, Inc.	912041	8/18/2022	9/17/2022	151.33	-	-	-	-	151.33
All About Learning Press, Inc.	912044	8/18/2022	9/17/2022	67.55	-	-	-	-	67.55
Blue Shield of CA	222270040128	8/18/2022	9/17/2022	55,742.53	-	-	-	-	55,742.53
Bright Thinker	SINV4861	8/18/2022	9/17/2022	357.23	-	-	-	-	357.23
Bright Thinker	SINV4862	8/18/2022	9/17/2022	124.49	-	-	-	-	124.49
Bright Thinker	SINV4863	8/18/2022	9/17/2022	124.49	-	-	-	-	124.49
Honest History Co	10028	8/18/2022	9/17/2022	43.53	-	-	-	-	43.53
Institute for Excellence in Writing	924532	8/18/2022	9/17/2022	38.11	-	-	-	-	38.11
Little Global Citizens LLC	1058	8/18/2022	9/17/2022	58.43	-	-	-	-	58.43
Little Global Citizens LLC	1059	8/18/2022	9/17/2022	225.28	-	-	-	-	225.28
MEL Science U.S., LLC	EM2022081718	8/18/2022	9/17/2022	301.54	-	-	-	-	301.54



Lake View Charter School

Accounts Payable Aging

August 31, 2022

Vendor Name	Invoice/Credit Number	Invoice Date	Date Due	Current	1 - 30 Days Past Due	31 - 60 Days Past Due	61 - 90 Days Past Due	Over 90 Days Past Due	Total
MEL Science U.S., LLC	GP2022072517	8/18/2022	9/17/2022	339.23	-	-	-	-	339.23
MEL Science U.S., LLC	LC2022072801	8/18/2022	9/17/2022	279.20	-	-	-	-	279.20
MEL Science U.S., LLC	MF2022072101	8/18/2022	9/17/2022	226.15	-	-	-	-	226.15
MEL Science U.S., LLC	RF2022072516	8/18/2022	9/17/2022	301.54	-	-	-	-	301.54
Teaching Textbooks	44431	8/18/2022	9/17/2022	43.08	-	-	-	-	43.08
Teaching Textbooks	44432	8/18/2022	9/17/2022	67.08	-	-	-	-	67.08
Singapore Math, Inc.	S238288	8/18/2022	9/17/2022	74.44	-	-	-	-	74.44
Singapore Math, Inc.	S238795	8/18/2022	9/17/2022	162.88	-	-	-	-	162.88
Teacher Synergy, LLC	199997536	8/18/2022	9/17/2022	43.50	-	-	-	-	43.50
Teacher Synergy, LLC	200116414	8/18/2022	9/17/2022	26.00	-	-	-	-	26.00
Teacher Synergy, LLC	200132281	8/18/2022	9/17/2022	26.00	-	-	-	-	26.00
Teacher Synergy, LLC	200225642	8/18/2022	9/17/2022	39.98	-	-	-	-	39.98
Teacher Synergy, LLC	200252641	8/18/2022	9/17/2022	41.99	-	-	-	-	41.99
Rainbow Resource Center	4830084	8/18/2022	9/17/2022	40.37	-	-	-	-	40.37
Rainbow Resource Center	4830106	8/18/2022	9/17/2022	36.40	-	-	-	-	36.40
Rainbow Resource Center	4830114	8/18/2022	9/17/2022	64.06	-	-	-	-	64.06
Rainbow Resource Center	4830803	8/19/2022	9/18/2022	35.92	-	-	-	-	35.92
Rainbow Resource Center	4832195	8/19/2022	9/18/2022	18.44	-	-	-	-	18.44
Rainbow Resource Center	4832246	8/19/2022	9/18/2022	27.77	-	-	-	-	27.77
Rainbow Resource Center	4832264	8/19/2022	9/18/2022	55.62	-	-	-	-	55.62
Rainbow Resource Center	4832288	8/19/2022	9/18/2022	18.44	-	-	-	-	18.44
Rainbow Resource Center	4832292	8/19/2022	9/18/2022	27.82	-	-	-	-	27.82
Rainbow Resource Center	4832297	8/19/2022	9/18/2022	181.74	-	-	-	-	181.74
Rainbow Resource Center	4832397	8/19/2022	9/18/2022	81.77	-	-	-	-	81.77
Rainbow Resource Center	4832413	8/19/2022	9/18/2022	79.34	-	-	-	-	79.34
Rainbow Resource Center	4832433	8/19/2022	9/18/2022	152.37	-	-	-	-	152.37
Rainbow Resource Center	4833147	8/19/2022	9/18/2022	73.56	-	-	-	-	73.56
Rainbow Resource Center	4833152	8/19/2022	9/18/2022	84.04	-	-	-	-	84.04
Rainbow Resource Center	4833167	8/19/2022	9/18/2022	67.89	-	-	-	-	67.89
Rainbow Resource Center	4833172	8/19/2022	9/18/2022	61.75	-	-	-	-	61.75
Rainbow Resource Center	4833387	8/19/2022	9/18/2022	138.30	-	-	-	-	138.30
Rainbow Resource Center	4833598	8/19/2022	9/18/2022	48.82	-	-	-	-	48.82
Rainbow Resource Center	4833605	8/19/2022	9/18/2022	66.21	-	-	-	-	66.21
Rainbow Resource Center	4833614	8/19/2022	9/18/2022	37.97	-	-	-	-	37.97
Rainbow Resource Center	4833629	8/19/2022	9/18/2022	234.45	-	-	-	-	234.45
Rainbow Resource Center	4833631	8/19/2022	9/18/2022	234.45	-	-	-	-	234.45
Teacher Synergy, LLC	200379736	8/19/2022	9/18/2022	11.50	-	-	-	-	11.50
Sequoia Grove Charter Alliance	12081	8/19/2022	9/18/2022	4,956.10	-	-	-	-	4,956.10
Sequoia Grove Charter Alliance	12084	8/19/2022	9/18/2022	5,131.89	-	-	-	-	5,131.89
Sequoia Grove Charter Alliance	12087	8/19/2022	9/18/2022	5,239.97	-	-	-	-	5,239.97
Sequoia Grove Charter Alliance	12090	8/19/2022	9/18/2022	3,274.98	-	-	-	-	3,274.98
All About Learning Press, Inc.	911681	8/19/2022	9/18/2022	119.83	-	-	-	-	119.83
Art of Problem Solving	INV226560	8/19/2022	9/18/2022	96.00	-	-	-	-	96.00
Honest History Co	10032	8/19/2022	9/18/2022	53.06	-	-	-	-	53.06
Learning Without Tears	INV154568	8/19/2022	9/18/2022	33.86	-	-	-	-	33.86
Amazon Capital Services	1CVF-14Y9-1VVX	8/10/2022	9/24/2022	53.12	-	-	-	-	53.12
Amazon Capital Services	1W97-P63F-L4QY-01	8/11/2022	9/25/2022	(34.62)	-	-	-	-	(34.62)
Amazon Capital Services	1XN7-WG7L-1N6Q	8/16/2022	9/30/2022	77.15	-	-	-	-	77.15



Lake View Charter School

Accounts Payable Aging

August 31, 2022

Vendor Name	Invoice/Credit Number	Invoice Date	Date Due	Current	1 - 30 Days Past Due	31 - 60 Days Past Due	61 - 90 Days Past Due	Over 90 Days Past Due	Total
Amazon Capital Services	1XN7-WG7L-1VT6	8/16/2022	9/30/2022	30.38	-	-	-	-	30.38
Amazon Capital Services	1XN7-WG7L-4PR9	8/16/2022	9/30/2022	16.21	-	-	-	-	16.21
Amazon Capital Services	1XYC-199X-VFPX	8/16/2022	9/30/2022	12.98	-	-	-	-	12.98
Amazon Capital Services	1PYY-D6PD-91HT	8/16/2022	9/30/2022	150.10	-	-	-	-	150.10
Amazon Capital Services	1QC4-HVPF-QW7P	8/16/2022	9/30/2022	25.85	-	-	-	-	25.85
Amazon Capital Services	1QVG-97RV-3NWR	8/16/2022	9/30/2022	149.52	-	-	-	-	149.52
Amazon Capital Services	1T7M-VHQY-P9PT	8/16/2022	9/30/2022	48.46	-	-	-	-	48.46
Amazon Capital Services	1FTJ-6W7H-1GN3	8/16/2022	9/30/2022	263.59	-	-	-	-	263.59
Amazon Capital Services	1FTJ-6W7H-P6NX	8/16/2022	9/30/2022	114.45	-	-	-	-	114.45
Amazon Capital Services	1G6P-TR9V-3K77	8/16/2022	9/30/2022	88.85	-	-	-	-	88.85
Amazon Capital Services	1G6P-TR9V-PCTV	8/16/2022	9/30/2022	31.84	-	-	-	-	31.84
Amazon Capital Services	1GM3-NKPD-1Q7W	8/16/2022	9/30/2022	38.73	-	-	-	-	38.73
Amazon Capital Services	1J7R-HQ7J-W636	8/16/2022	9/30/2022	155.97	-	-	-	-	155.97
Amazon Capital Services	1JNM-DQDW-3K71	8/16/2022	9/30/2022	53.41	-	-	-	-	53.41
Amazon Capital Services	1LG3-YXKD-4YKD	8/16/2022	9/30/2022	11.16	-	-	-	-	11.16
Amazon Capital Services	1HW6-KKVY-P1Y6	8/16/2022	9/30/2022	39.93	-	-	-	-	39.93
Amazon Capital Services	1MDC-YNJG-NQT4	8/16/2022	9/30/2022	83.96	-	-	-	-	83.96
Amazon Capital Services	1NJH-D6PG-QGWY	8/16/2022	9/30/2022	295.08	-	-	-	-	295.08
Amazon Capital Services	1NJH-D6PG-WFWP	8/16/2022	9/30/2022	48.84	-	-	-	-	48.84
Amazon Capital Services	1D4R-NFJL-34FW	8/16/2022	9/30/2022	12.86	-	-	-	-	12.86
Amazon Capital Services	1D4R-NFJL-NV6F	8/16/2022	9/30/2022	156.10	-	-	-	-	156.10
Amazon Capital Services	1DHF-CL7K-9HKT	8/16/2022	9/30/2022	87.98	-	-	-	-	87.98
Amazon Capital Services	1DHF-CL7K-NMHY	8/16/2022	9/30/2022	32.16	-	-	-	-	32.16
Amazon Capital Services	19XQ-GD3X-QVMMP	8/16/2022	9/30/2022	165.33	-	-	-	-	165.33
Amazon Capital Services	176R-HHWC-NRTW	8/16/2022	9/30/2022	85.82	-	-	-	-	85.82
Amazon Capital Services	176R-HHWC-P74V	8/16/2022	9/30/2022	89.21	-	-	-	-	89.21
Amazon Capital Services	19FV-N9WG-37RV	8/16/2022	9/30/2022	79.62	-	-	-	-	79.62
Amazon Capital Services	19FV-N9WG-3L11	8/16/2022	9/30/2022	46.06	-	-	-	-	46.06
Amazon Capital Services	1YQQ-96PM-39TJ	8/16/2022	9/30/2022	69.29	-	-	-	-	69.29
Amazon Capital Services	13NG-R434-979K	8/16/2022	9/30/2022	375.36	-	-	-	-	375.36
Amazon Capital Services	13QT-HDKT-9RVW	8/16/2022	9/30/2022	49.00	-	-	-	-	49.00
Amazon Capital Services	1639-JRNT-T7TH	8/17/2022	10/1/2022	51.80	-	-	-	-	51.80
Amazon Capital Services	16Y1-P1FV-3GJP	8/17/2022	10/1/2022	186.76	-	-	-	-	186.76
Amazon Capital Services	1YQW-KGNK-1CCR	8/17/2022	10/1/2022	201.64	-	-	-	-	201.64
Amazon Capital Services	1X9G-HNMM-RQV4	8/17/2022	10/1/2022	94.57	-	-	-	-	94.57
Amazon Capital Services	1XJ6-GHD9-3FVJ	8/17/2022	10/1/2022	20.37	-	-	-	-	20.37
Amazon Capital Services	1YVR-M6MV-TT1T	8/17/2022	10/1/2022	407.53	-	-	-	-	407.53
Amazon Capital Services	19FV-N9WG-VDYP	8/17/2022	10/1/2022	107.20	-	-	-	-	107.20
Amazon Capital Services	19FV-N9WG-YPCK	8/17/2022	10/1/2022	23.46	-	-	-	-	23.46
Amazon Capital Services	176R-HHWC-TN39	8/17/2022	10/1/2022	119.47	-	-	-	-	119.47
Amazon Capital Services	176R-HHWC-V1F7	8/17/2022	10/1/2022	48.76	-	-	-	-	48.76
Amazon Capital Services	19XQ-GD3X-WXVR	8/17/2022	10/1/2022	42.46	-	-	-	-	42.46
Amazon Capital Services	1C9M-F66D-1M1V	8/17/2022	10/1/2022	55.74	-	-	-	-	55.74
Amazon Capital Services	1DHF-CL7K-V9JV	8/17/2022	10/1/2022	211.81	-	-	-	-	211.81
Amazon Capital Services	1D4R-NFJL-W4JX	8/17/2022	10/1/2022	164.83	-	-	-	-	164.83
Amazon Capital Services	1D4R-NFJL-WRXD	8/17/2022	10/1/2022	16.00	-	-	-	-	16.00
Amazon Capital Services	1MDC-YNJG-QLLH	8/17/2022	10/1/2022	6.55	-	-	-	-	6.55
Amazon Capital Services	1MDC-YNJG-RGV4	8/17/2022	10/1/2022	116.83	-	-	-	-	116.83

Lake View Charter School

Accounts Payable Aging

August 31, 2022

Vendor Name	Invoice/Credit Number	Invoice Date	Date Due	Current	1 - 30 Days Past Due	31 - 60 Days Past Due	61 - 90 Days Past Due	Over 90 Days Past Due	Total
Amazon Capital Services	1HW6-KKVY-W9TV	8/17/2022	10/1/2022	99.48	-	-	-	-	99.48
Amazon Capital Services	1J7R-HQ7J-Y1K6	8/17/2022	10/1/2022	254.19	-	-	-	-	254.19
Amazon Capital Services	1G6P-TR9V-QXHW	8/17/2022	10/1/2022	78.63	-	-	-	-	78.63
Amazon Capital Services	1G6P-TR9V-R79Y	8/17/2022	10/1/2022	131.03	-	-	-	-	131.03
Amazon Capital Services	1QVG-97RV-QGP3	8/17/2022	10/1/2022	262.24	-	-	-	-	262.24
Amazon Capital Services	1RMW-Q3JM-WCNV	8/17/2022	10/1/2022	133.08	-	-	-	-	133.08
Amazon Capital Services	1XN7-WG7L-TQ7X	8/17/2022	10/1/2022	36.33	-	-	-	-	36.33
Amazon Capital Services	1WHF-6XJD-1NX4	8/17/2022	10/1/2022	225.07	-	-	-	-	225.07
Amazon Capital Services	1X44-MDGK-1VVL	8/18/2022	10/2/2022	148.28	-	-	-	-	148.28
Amazon Capital Services	1L7H-64MQ-1MDD	8/18/2022	10/2/2022	372.24	-	-	-	-	372.24
Amazon Capital Services	1X6Q-3G76-9PPR	8/18/2022	10/2/2022	48.55	-	-	-	-	48.55
Amazon Capital Services	1Y13-PHD4-3K1Y	8/18/2022	10/2/2022	54.52	-	-	-	-	54.52
Amazon Capital Services	1Y3D-PR9W-31GH	8/18/2022	10/2/2022	41.80	-	-	-	-	41.80
Amazon Capital Services	1Y6N-TT99-74C9	8/18/2022	10/2/2022	254.41	-	-	-	-	254.41
Amazon Capital Services	1YNH-CXWN-CCJV	8/18/2022	10/2/2022	9.04	-	-	-	-	9.04
Amazon Capital Services	1RPC-13HT-D3WL	8/18/2022	10/2/2022	109.83	-	-	-	-	109.83
Amazon Capital Services	1QGT-Q3TM-3LP3	8/18/2022	10/2/2022	13.62	-	-	-	-	13.62
Amazon Capital Services	1TN4-K7GH-1HJ6	8/18/2022	10/2/2022	88.79	-	-	-	-	88.79
Amazon Capital Services	1VNF-WCNQ-44JF	8/18/2022	10/2/2022	52.74	-	-	-	-	52.74
Amazon Capital Services	1T1Q-XPX6-94Q1	8/18/2022	10/2/2022	17.22	-	-	-	-	17.22
Amazon Capital Services	1T1Q-XPX6-9PJY	8/18/2022	10/2/2022	26.89	-	-	-	-	26.89
Amazon Capital Services	1T1Q-XPX6-CCDN	8/18/2022	10/2/2022	264.41	-	-	-	-	264.41
Amazon Capital Services	1FGQ-WRMV-4TNC	8/18/2022	10/2/2022	114.04	-	-	-	-	114.04
Amazon Capital Services	1FM7-MQJP-1JHK	8/18/2022	10/2/2022	174.06	-	-	-	-	174.06
Amazon Capital Services	1FM7-MQJP-1N17	8/18/2022	10/2/2022	112.43	-	-	-	-	112.43
Amazon Capital Services	1FM7-MQJP-F6QL	8/18/2022	10/2/2022	22.47	-	-	-	-	22.47
Amazon Capital Services	1GWD-PRG4-6VKJ	8/18/2022	10/2/2022	96.65	-	-	-	-	96.65
Amazon Capital Services	1H13-J7G9-3H7P	8/18/2022	10/2/2022	188.13	-	-	-	-	188.13
Amazon Capital Services	1HV4-M4JW-CDH4	8/18/2022	10/2/2022	187.25	-	-	-	-	187.25
Amazon Capital Services	1LM3-MW6R-F6GM	8/18/2022	10/2/2022	149.45	-	-	-	-	149.45
Amazon Capital Services	1LPV-H1GT-3RNR	8/18/2022	10/2/2022	74.15	-	-	-	-	74.15
Amazon Capital Services	1JNM-DQDW-RM1T	8/18/2022	10/2/2022	42.99	-	-	-	-	42.99
Amazon Capital Services	1JR4-YXNH-3G3T	8/18/2022	10/2/2022	174.23	-	-	-	-	174.23
Amazon Capital Services	1CDW-K3NK-6N3J	8/18/2022	10/2/2022	174.69	-	-	-	-	174.69
Amazon Capital Services	1C37-KX3X-DKWP	8/18/2022	10/2/2022	238.15	-	-	-	-	238.15
Amazon Capital Services	19JX-D9Y7-74XR	8/18/2022	10/2/2022	30.85	-	-	-	-	30.85
Amazon Capital Services	17CP-X16H-7VCJ	8/18/2022	10/2/2022	71.12	-	-	-	-	71.12
Amazon Capital Services	17YJ-7767-7QLF	8/18/2022	10/2/2022	318.46	-	-	-	-	318.46
Amazon Capital Services	11QR-PPGQ-61DJ	8/18/2022	10/2/2022	44.11	-	-	-	-	44.11
Amazon Capital Services	111Y-JCGL-97X6	8/18/2022	10/2/2022	7.53	-	-	-	-	7.53
Amazon Capital Services	119Q-3THN-F6PG	8/18/2022	10/2/2022	26.04	-	-	-	-	26.04
Amazon Capital Services	1YVT-99MJ-1MJR	8/18/2022	10/2/2022	135.49	-	-	-	-	135.49
Amazon Capital Services	1YVT-99MJ-69PH	8/18/2022	10/2/2022	113.02	-	-	-	-	113.02
Amazon Capital Services	1YTN-TPC9-361M	8/18/2022	10/2/2022	62.80	-	-	-	-	62.80
Amazon Capital Services	16GW-MJ3T-3FKC	8/18/2022	10/2/2022	57.24	-	-	-	-	57.24
Amazon Capital Services	16MT-QY63-17QL	8/18/2022	10/2/2022	76.31	-	-	-	-	76.31
Amazon Capital Services	16MT-QY63-319P	8/18/2022	10/2/2022	26.28	-	-	-	-	26.28
Amazon Capital Services	139C-4W3C-1PDP	8/18/2022	10/2/2022	99.62	-	-	-	-	99.62

Lake View Charter School

Accounts Payable Aging

August 31, 2022

Vendor Name	Invoice/Credit Number	Invoice Date	Date Due	Current	1 - 30 Days Past Due	31 - 60 Days Past Due	61 - 90 Days Past Due	Over 90 Days Past Due	Total
Amazon Capital Services	139J-3KG6-C4QM	8/18/2022	10/2/2022	85.75	-	-	-	-	85.75
Amazon Capital Services	11K3-Y4H9-1Y6N	8/19/2022	10/3/2022	107.04	-	-	-	-	107.04
Amazon Capital Services	133Q-LWTK-7JPW	8/19/2022	10/3/2022	46.90	-	-	-	-	46.90
Amazon Capital Services	17C7-NWJR-4VHK	8/19/2022	10/3/2022	19.60	-	-	-	-	19.60
Amazon Capital Services	19GV-9KKP-11P9	8/19/2022	10/3/2022	17.18	-	-	-	-	17.18
Amazon Capital Services	1DHY-PF7K-3KLP	8/19/2022	10/3/2022	66.15	-	-	-	-	66.15
Amazon Capital Services	1DP1-PJLD-744K	8/19/2022	10/3/2022	70.35	-	-	-	-	70.35
Amazon Capital Services	1KNM-QMVV-1PGN	8/19/2022	10/3/2022	80.41	-	-	-	-	80.41
Amazon Capital Services	1M9C-X9KR-6FCT	8/19/2022	10/3/2022	51.57	-	-	-	-	51.57
Amazon Capital Services	1NK3-GP1F-6D3X	8/19/2022	10/3/2022	54.66	-	-	-	-	54.66
Amazon Capital Services	1PPV-FD13-1QHM	8/19/2022	10/3/2022	17.04	-	-	-	-	17.04
Amazon Capital Services	1JLJ-LM1G-33JV	8/19/2022	10/3/2022	74.14	-	-	-	-	74.14
Amazon Capital Services	1JLM-HL36-1KF4	8/19/2022	10/3/2022	282.93	-	-	-	-	282.93
Amazon Capital Services	1JLM-HL36-3QCY	8/19/2022	10/3/2022	81.52	-	-	-	-	81.52
Amazon Capital Services	1JNJ-MFLN-1R7H	8/19/2022	10/3/2022	57.89	-	-	-	-	57.89
Amazon Capital Services	1T74-GNGN-6DDX	8/19/2022	10/3/2022	10.71	-	-	-	-	10.71
Amazon Capital Services	1TFV-MMNV-3TFC	8/19/2022	10/3/2022	371.89	-	-	-	-	371.89
Amazon Capital Services	1QK1-PQKP-3GFF	8/19/2022	10/3/2022	143.83	-	-	-	-	143.83
Amazon Capital Services	1QK1-PQKP-4LV3	8/19/2022	10/3/2022	68.48	-	-	-	-	68.48
Amazon Capital Services	1RRF-WL9M-3KWP	8/19/2022	10/3/2022	69.07	-	-	-	-	69.07
Amazon Capital Services	1XRV-H7HY-DDDJ	8/19/2022	10/3/2022	18.15	-	-	-	-	18.15
Amazon Capital Services	1XTW-3M1R-16FG	8/19/2022	10/3/2022	4.30	-	-	-	-	4.30
Amazon Capital Services	1XTW-3M1R-4NFK	8/19/2022	10/3/2022	45.77	-	-	-	-	45.77
Amazon Capital Services	1X44-MDGK-6CD1	8/19/2022	10/3/2022	23.08	-	-	-	-	23.08
Amazon Capital Services	1WT7-XG4P-4CCF	8/19/2022	10/3/2022	146.55	-	-	-	-	146.55
Amazon Capital Services	1WCP-TTVV-D97Y	8/19/2022	10/3/2022	255.99	-	-	-	-	255.99
<b>Total Outstanding Payables in August</b>				<b>\$ 125,083.89</b>	<b>\$ 3,544.99</b>	<b>\$ -</b>	<b>\$ -</b>	<b>\$ 30,224.69</b>	<b>\$ 158,853.57</b>

Area	Due Date	Description	Completed By	Board Must Approve	Signature Required	Additional Information
DATA TEAM	Oct-05	<b>California Basic Educational Data System (CBEDS) Information Day</b> - The first Wed in Oct is CBEDS Information Day, used to collect information on student and staff demographics. Schools must complete the School Information Form (SIF). The SIF is used to report the count of classified staff, kindergarten program type, educational calendars, work visa applications, multilingual instructional programs, and languages of instruction. Data is due to CDE on <b>October 31th</b> .	Client	No	No	<a href="http://www.cde.ca.gov/ds/dc/cb/">http://www.cde.ca.gov/ds/dc/cb/</a>
FINANCE	Oct-14	<b>Federal Stimulus Reporting</b> - Local educational agencies (LEAs) are required to report to the California Department of Education (CDE) on funds received through the CARES Act, the CRRSA Act, and the ARP, including ESSER I, GEER I, ESSER II, ESSER III and ELO-G. Reporting for the preceding quarter (July 1 - Sep 30).	Charter Impact	No	No	<a href="https://www.cde.ca.gov/fg/cr/reporting.asp">https://www.cde.ca.gov/fg/cr/reporting.asp</a>
DATA TEAM	Oct-31	<b>CBEDS-ORA</b> - Collection of FTE of classified staff, estimated teacher hires, Kindergarten program types, H-1B work visa application, education calendar, multilingual instructional programs, languages of instruction and district of choice transfer requests and transportation data.	Client	No	No	<a href="https://www.cde.ca.gov/ds/dc/cb/">https://www.cde.ca.gov/ds/dc/cb/</a>
FINANCE	Oct-31	<b>Federal Cash Management - Period 2</b> - Charter schools that are awarded a grant under any of these programs: <b>Title I, Part A; Title I, Part D, Subpart 2; Title II, Part A; Title III LEP; and Title III Immigrant programs</b> must submit the CMDC report for a particular quarter in order to receive an apportionment for that quarter; CDE will apportion funds to LEAs whose cash balance is below a certain threshold.	Charter Impact	No	No	<a href="http://www.cde.ca.gov/fg/aa/cm/">http://www.cde.ca.gov/fg/aa/cm/</a>
FINANCE	Oct-31	<b>ASES -1st Quarter Expenditure Report</b> - The ASES Program funds the establishment of local after school education and enrichment programs. These programs are created through partnerships between schools and local community resources to provide literacy, academic enrichment and safe constructive alternatives for students in kindergarten through ninth grade (K-9).	Charter Impact or After School Provider	No	No	<a href="http://www.cde.ca.gov/ls/ba/as/">http://www.cde.ca.gov/ls/ba/as/</a>
DATA TEAM	Oct-31	<b>Complete 20-Day Attendance Report</b> - Charter schools in their first year of operation that begin instruction by September 30th, and continuing charter schools that are expanding by adding one or more grade levels, may apply for a special advance on their funding for LCFF State Aid and EPA State Aid. The special advance is based on actual ADA and pupil demographic data for the first 20 days of student instruction.	Client	No	Yes	<a href="https://www.cde.ca.gov/fg/aa/pa/csfunding.asp?tabsection=2">https://www.cde.ca.gov/fg/aa/pa/csfunding.asp?tabsection=2</a>
FINANCE	Nov-15	<b>Review and/or Update Non-Profit IRS Form 990 Policies</b> - The IRS Form 990 is the annual information return filed by most non-profit charter schools. The IRS Form 990 includes a Governance, Management and Disclosure section. Charter Schools are required to disclose the following policies: Conflict of Interest Policy, Whistleblower Policy, Document Retention and Destruction Policy, Expense Reimbursement Policy, Gift Receiving Policy, and Compensation Approval Policy. A Form 990 must be filed by the 15th day of the 5th month after the close of the NPO's fiscal year. <b>Most schools extend this deadline to the following May 15th.</b>	Client	Yes	No	<a href="http://www.publiccounsel.org/useful_materials?id=0025">http://www.publiccounsel.org/useful_materials?id=0025</a>
FINANCE	Set by Authorizer (by Dec 15)	<b>1st Interim Financial Report</b> - Local educational agencies (LEAs) are required to file two reports during a fiscal year (interim reports) on the status of the LEA's financial health. The first interim report for the period ending October 31 is due by the date set by the charter authorizer (no later than December 15th).	Charter Impact	Yes	Yes	<a href="https://www.cde.ca.gov/fg/fi/ir/interimstatus.asp">https://www.cde.ca.gov/fg/fi/ir/interimstatus.asp</a>