



Enrollment Update SY 2017-18

EBIA, September 2017

17-18 Enrollment Update

Higher no-shows than expected, backfilled through wait-lists

- 10th grade attrition
- 6th grade: Offers made through 12 waves, 462 applicants

Grade	Budget	Actual	Forecast
6 th	124	125	124
7 th	124	121	121
8 th	118	119	119
9 th	70	80	79
10 th	65	55	55
Total	501	500	498

17-18 Enrollment Update

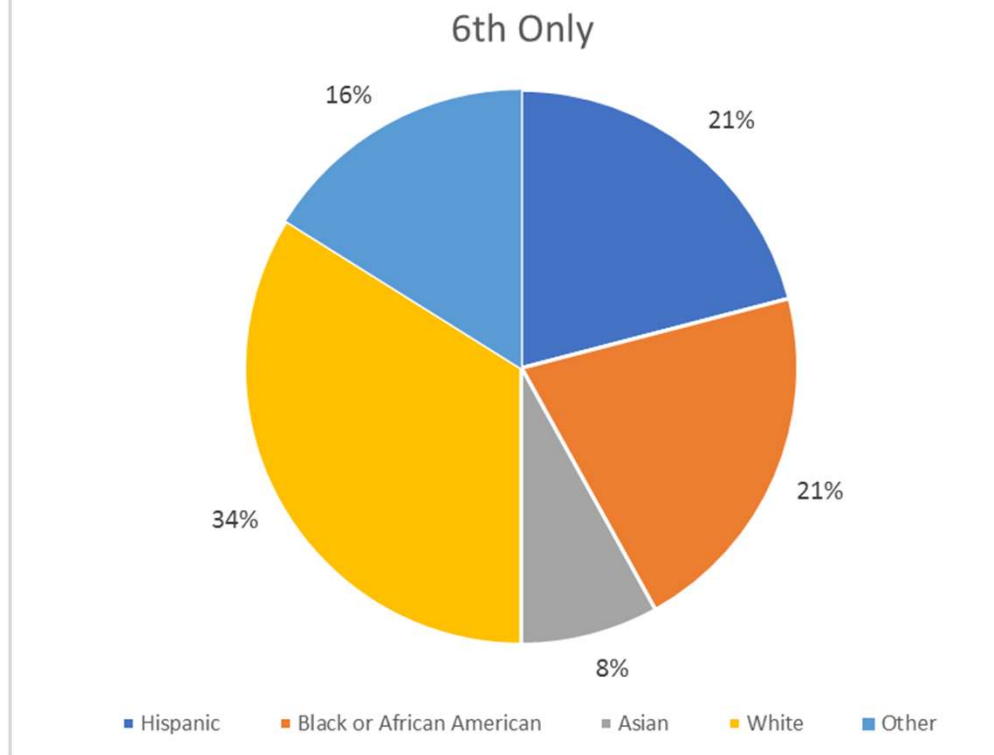
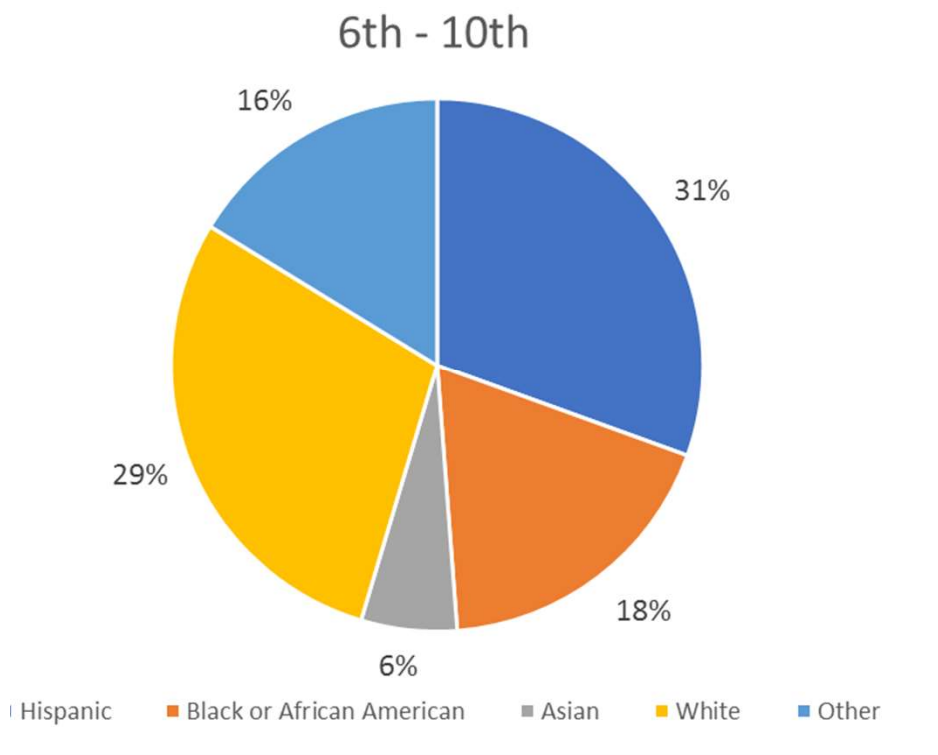
Gender breakdown: 60% male across grades

- 6th grade applicant pool similar to enrolled

Grade	Female	Female %	Male	Male %	Total
6 th	54	43%	71	57%	125
7 th	55	45%	66	55%	121
8 th	45	38%	74	62%	119
9 th	28	35%	52	65%	80
10 th	16	29%	39	71%	55
Total	198	40%	302	60%	500

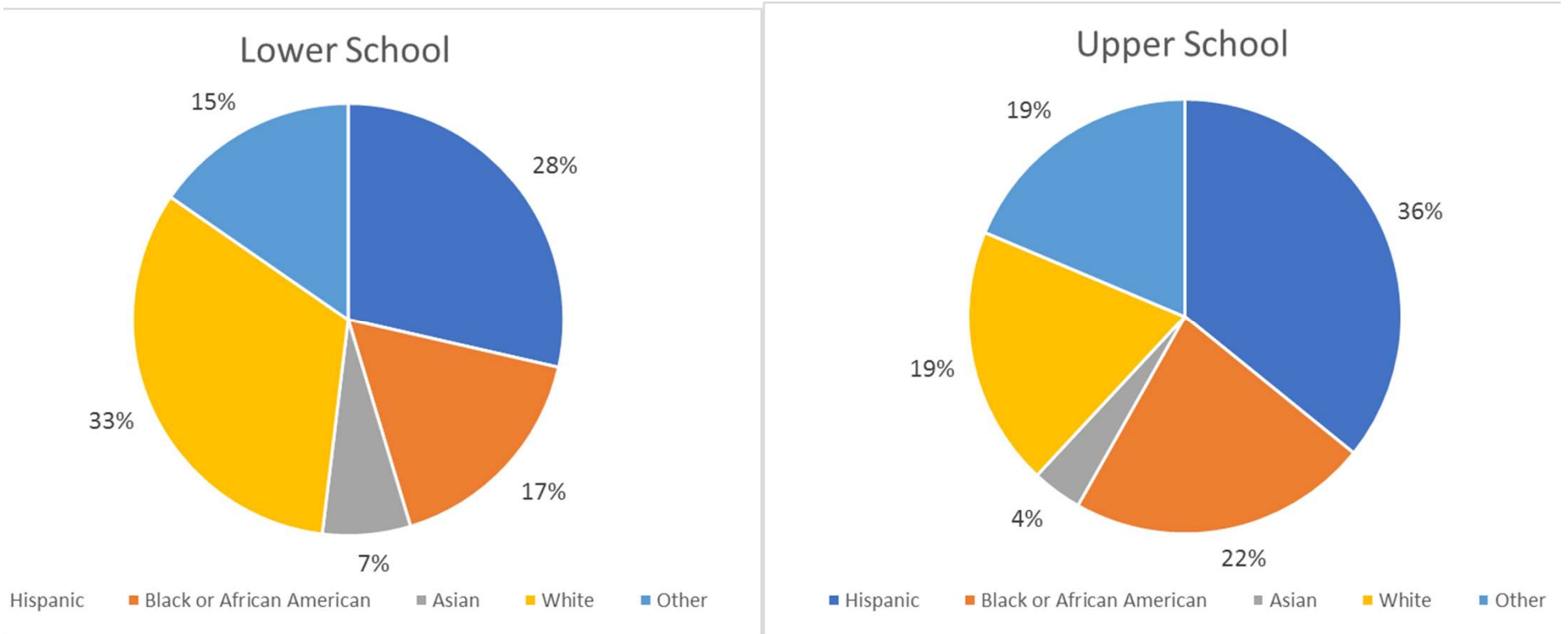
17-18 Enrollment Update

Race/ethnicity breakdown



17-18 Enrollment Update

Race/ethnicity breakdown



17-18 Enrollment Update

- **6th grade focus**
 - Oakland residents 85%
 - Target zip codes 70%
 - Lottery bypass 36%
 - Siblings
 - Founding families
 - Children of employees

