



Executive Director Report 12.6.23

1

Strategic Vision Plan



Goals

- Create a sustainable plan for EBIA's future
- Ensure a high-quality, rigorous program that supports success for all students
- Provide a unique program that addresses an unmet need for students in Oakland while staying true to our mission and charter

► Guiding Questions

- In what ways are we continuing to innovate?
- How do we utilize PBL and personalized learning to ensure ALL students are prepared to achieve the EBIA diploma?
- What can EBIA offer the Oakland community that is unique and appealing to a variety of students and families?

Process

Step One (Nov-Dec): Create plan and build shared reality and understanding

- Planning with Sandra Moumoutjis, Executive Director of the Learning Innovation Network at [Building 21](#)
- SLT, Board, staff presentations
- Create internal visioning committee (teachers, leadership, staff)



► Process

Step Two (Jan-March): Internal vision committee work to analyze data and review resources on current state of education innovation

- Initial committee meetings to explore guiding questions and review curated resources and comparative data
- Plan and implement further research/data collection
- Draft initial vision and potential implementation plan for stakeholder feedback

► Process

Step Three (March–May): Share initial vision and plan with stakeholders for feedback and revision

- Internal sharing and feedback sessions with Board, leadership team, and staff; revisions as needed
- Sharing and feedback sessions with families and students; revisions as needed
- Plan pilots for school year 24–25
- Plan for ongoing feedback and evaluation





Board Discussion and Feedback



2

Data Updates



22-23 Dashboard Preview

SCHOOL PERFORMANCE OVERVIEW

East Bay Innovation Academy

Explore the performance of East Bay Innovation Academy under California's Accountability System.

[Generate PDF Report](#)[View Additional Reports](#)

2023

Chronic Absenteeism



Blue

English Learner Progress



Orange

Graduation Rate



Blue

English Language Arts



Yellow

Mathematics



Yellow

Basics: Teachers, Instructional Materials, Facilities

STANDARD MET

Implementation of Academic Standards

STANDARD MET

Parent and Family Engagement

STANDARD MET

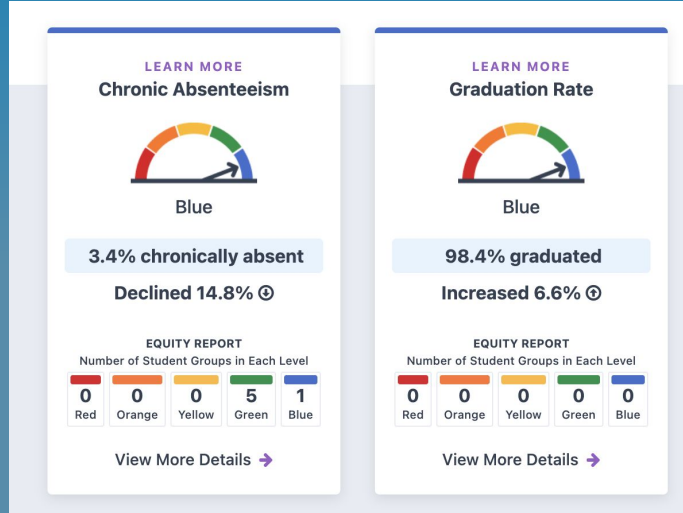
Local Climate Survey

STANDARD MET

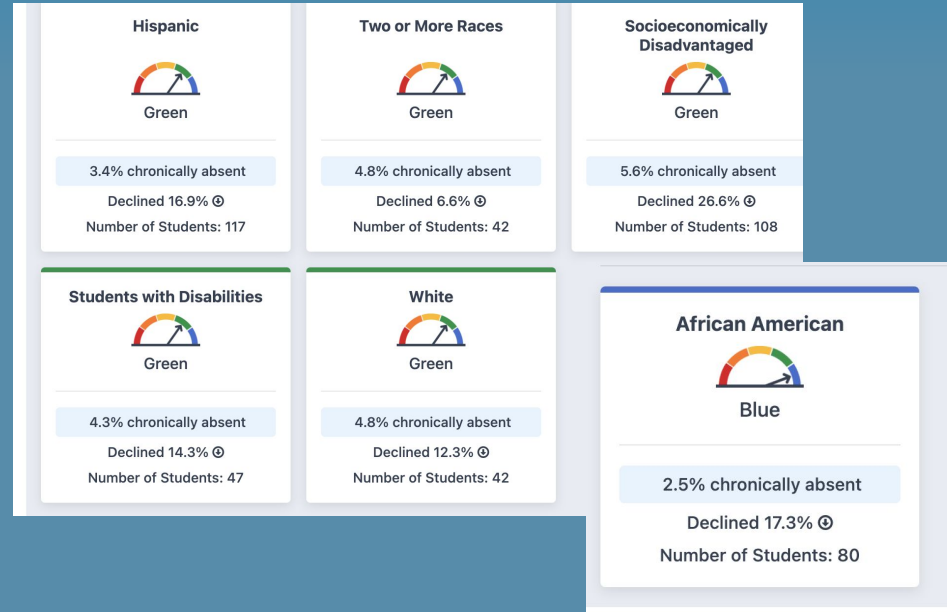
Access to a Broad Course of Study

STANDARD MET

Highlight: Academic Engagement



Chronic Absenteeism (6-8th)



First Trimester Grade Data

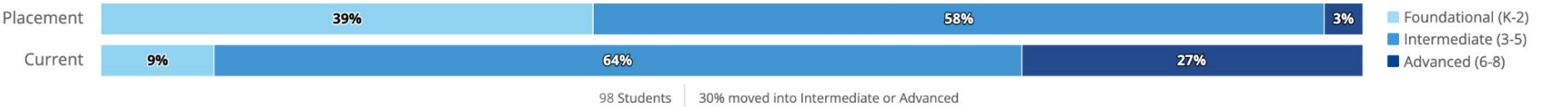
Total Students	251		235
School Year	Tri 1, SY22-23		Tri 1, SY23-24
US Students with 1 F	12%		12%
US Students with 2-3 F	10%		6%
US Students with 4+ F	5%		3%
Total US Students with 1+ F	27%		11%

Total Students	299		278
School Year	Tri 1, SY22-23		Tri 1, SY23-24
LS Students with 1 F	14%		13%
LS Students with 2-3 F	9%		11.50%
LS Students with 4+ F	3%		0.01%
Total US Students with 1+ F	26%		25%

Lexia Pilot - 6th Grade

View **Grades** Classes Strand **Word Study** Grammar Comprehension Show Students Any Usage 1 item Export Print

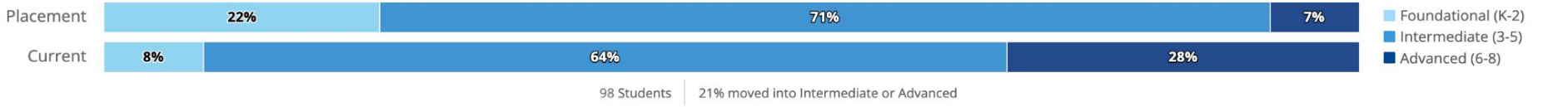
Student Skill Status in Word Study As of Dec 4, 2023



Grade ↑	Students ↓	Instructional Zone			Movement into Intermediate or Advanced ↓
		Foundational ↓	Intermediate ↓	Advanced ↓	
6th Grade	98	Placement 39%	58%	3%	30%
		Current 9%	64%	27%	

View **Grades** Classes Strand Word Study Grammar **Comprehension** Show Students Any Usage 1 item Export Print

Student Skill Status in Comprehension As of Dec 4, 2023



Grade ↑	Students ↓	Instructional Zone			Movement into Intermediate or Advanced ↓
		Foundational ↓	Intermediate ↓	Advanced ↓	
6th Grade	98	Placement 22%	72%	6%	21%
		Current 8%	64%	28%	

► Upcoming Data Gathering

- Panorama mid-year survey - December
- Student/Family surveys related to strategic vision work
- MAP Testing - January
- Second Trimester grading - February
- State tests and AP tests - May

3

Board Discussion: Long Term Sustainability

