

What is Panorama and why do we use it?

Panorama Survey Overview

- The survey asks students questions about their social and emotional learning (SEL), school climate, and school satisfaction.
- Panorama helps understand where MTSS/RTI and PBIS strategies are working and where you can strengthen student support.
- Quickly identifies needs and monitor progress toward goals

Who and what are we surveying?

- Student - SEL, Culture & Climate
- Staff - Student, Leadership, and Instructional Focus
- Family - Support, Engagement, School Climate

Panorama Survey Data - Students

Upper School Survey Data 2023:



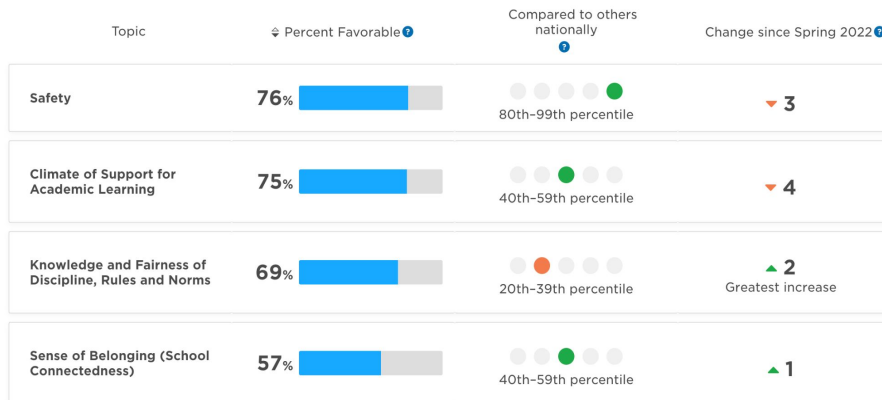
CORE Student Survey: Climate & Culture (2)

What feedback did students have for their school?

Secondary Student Survey

147 responses | [show breakdown](#)

[Save as PDF](#)



Lower School Survey Data 2023:



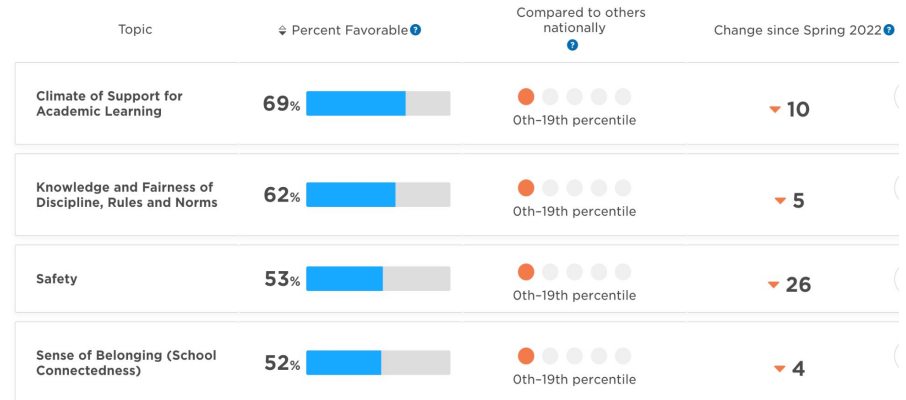
CORE Student Survey: Climate & Culture (1)

What feedback did students have for their school?

Secondary Student Survey

238 responses | [show breakdown](#)

[Save as PDF](#)



Panorama Survey Data - Students

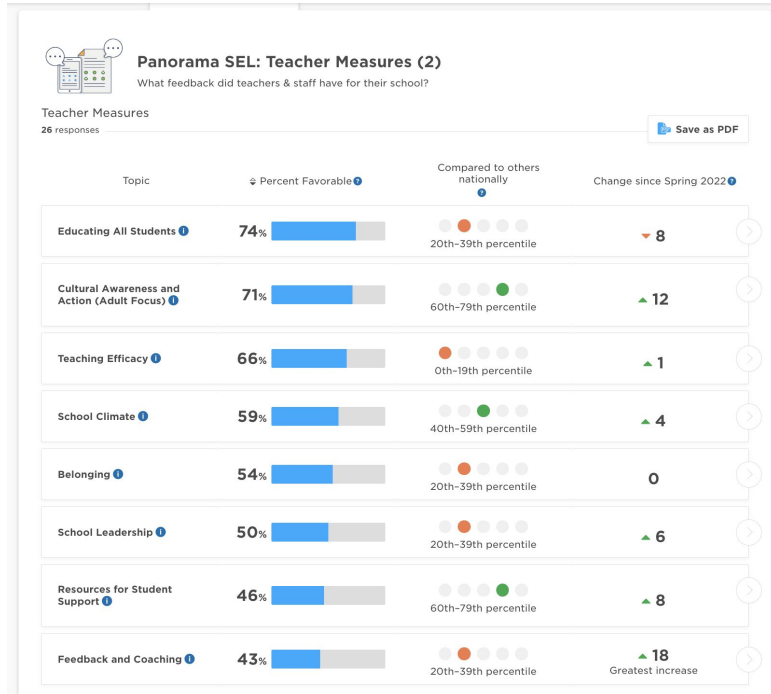
Areas of Success:

- The 2023 Panorama student survey data shows growth in Upper School students Sense of Belonging and Knowledge of Fairness, and an increase in our lower school students Growth Mindset and Self-Efficacy.

Areas of Growth:

- One of our areas of growth continues to be Safety at the lower school. We have seen an increase in negative student interactions, mostly outside of the classroom, that have been addressed through SEL lessons, school assemblies, and restorative practices.
- At the Upper School, one area of growth is Climate of Support for Academic Learning, which will be addressed through how teachers and students are using ILT and office hours for academic support.

Panorama Survey Data - Teachers



Area of Success:

- Cultural Awareness and Action
- Teacher Feedback and Coaching

Area of Growth:

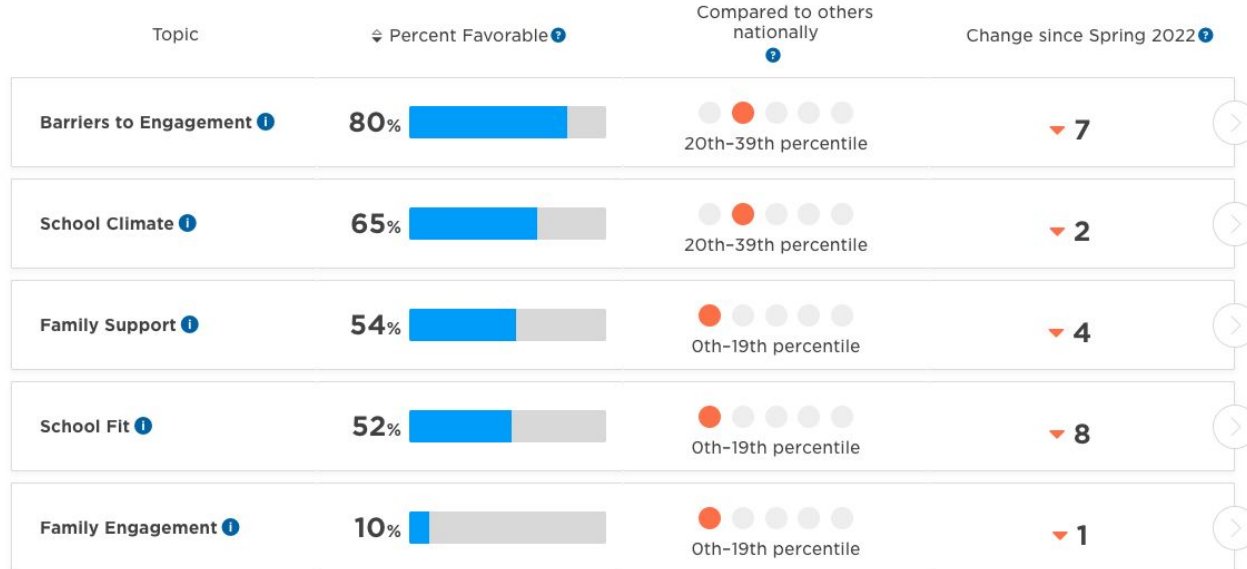
- Educating all Students
 - - 8 points from Spring 2022
 - Increase strategies to address concerns between students from different cultural backgrounds

Panorama Survey Data - Families

Family Survey

115 responses | [show breakdown](#)

 Save as PDF



Panorama Survey Data - Families

Areas of Success:

- The 2023 Panorama family survey data shows the highest percent favorable in regards to reducing Barriers to Engagement, such as any factors that reduce family/school engagement.
- Echo, ParentSquare, and weekly grade level and teacher email communications are utilized schoolwide to increase engagement.

Areas of Growth:

- One of our areas of growth is Family Engagement, as we have seen a decrease in families events on campus as we have returned from the Pandemic.
- Moving forward, we need to find more ways to safely bring families onto campus through in-person Cafecitos, PLC's, student expo's, and additional engagement events.