



# Board of Directors October 19, 2022

---



# Executive Director Report

---

# Updates on Priorities for 22-23 SY

## Priority

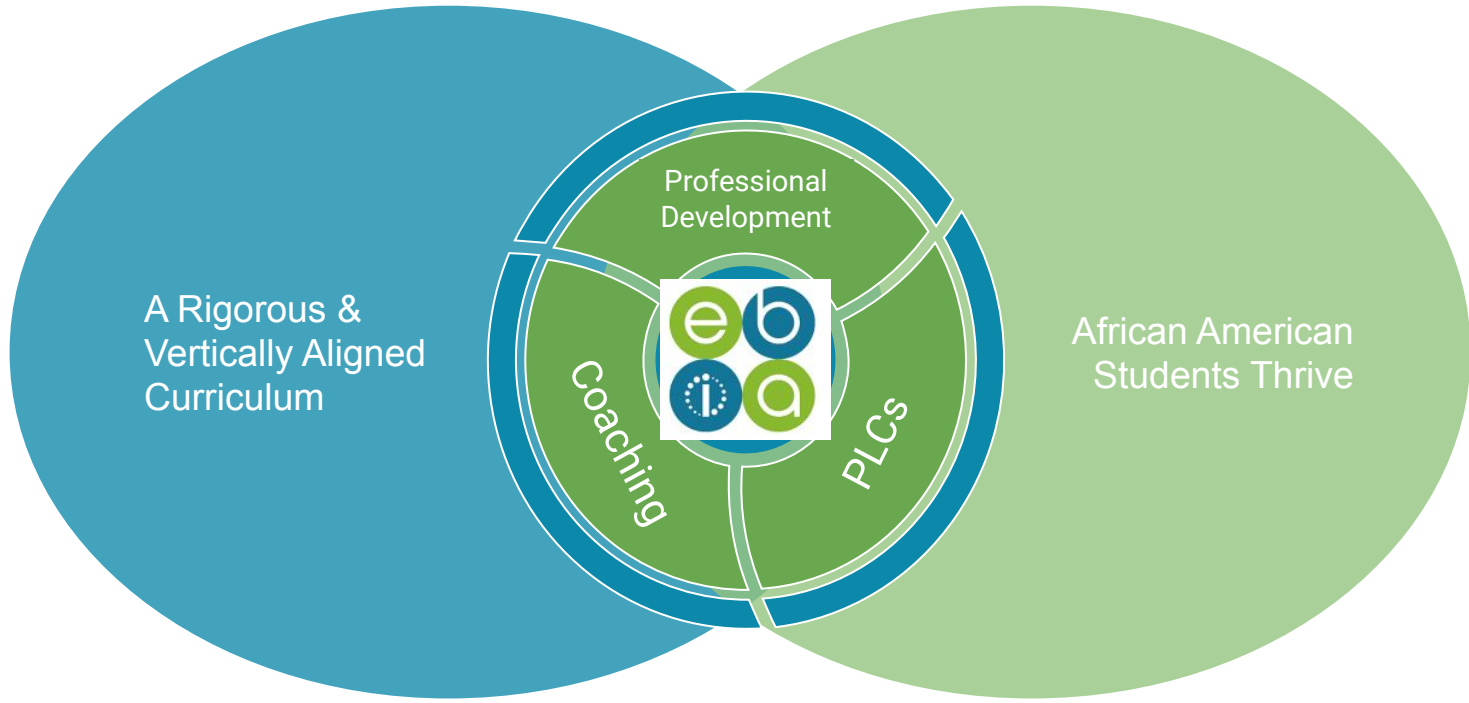
We will build a rigorous, standards-based, vertically aligned 6-12 curriculum

Our African-American students will thrive!

## Update for October Board Meeting

*We have continued to develop and align three key professional learning systems in service of these two priorities (see slides 4&5 for details)*

- We have hired Shannon Wheatley, Lane 9 Consulting, to conduct Black student and staff focus groups, classroom walkthroughs, and to design a series of professional learning experiences to support our staff to better understand and take action on both of these priorities.
- Professional Learning Communities (PLCs) have been launched in both US and LS. We will use these learning structures to better understand and align curriculum, instruction, and assessments to the standards...and to explicitly examine and improve our instructional practices focused on African American students.
- Staff have begun to read and discuss [The Opportunity Myth](#), which lays an important foundation for understanding the importance of rigor and vertical alignment to the standards and, particularly, in relation to serving our African American students.
- Our upcoming Intercession PD arc will include sessions focused on looking at student data disaggregated by race; discussing [The Opportunity Myth](#), understanding identity and examining biases; and refining our equity problems of practice for 22-23. Thursday's session, led by the Curriculum Design Team, is focused on unpacking standards to improve writing across the curriculum in ELA, History Math, Science.
- We have updated and launched a new Teacher Coaching and Support system that includes the use of the [TNTP CORE Teaching Rubric](#), which explicitly looks for rigor in student work and student engagement. The administrative team will receive 6 training and coaching sessions from TNTP to support their coaching and support practices.



Trimester 1



# Other Important Updates

---

# September ADA

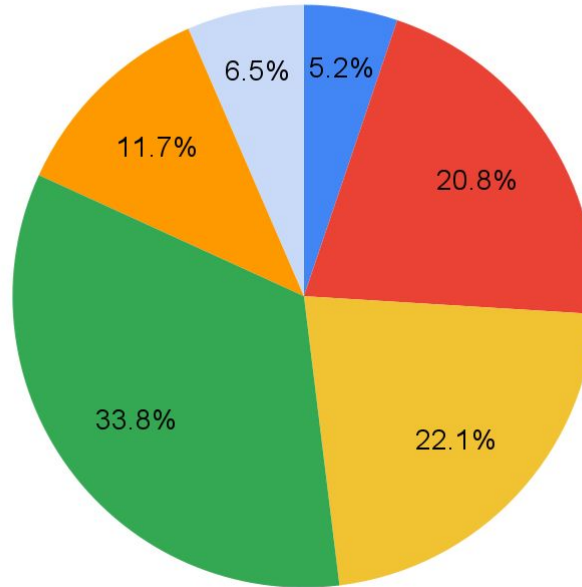
Grade Level	ADA	ADA %
6	75	99%
7	109	97%
8	103	98%
9	75	95%
10	61	96%
11	33	90%
12	61	91%
Total	517	95%

**Target ADA is 517  
Overall.**

# Our Students This Year - By Race

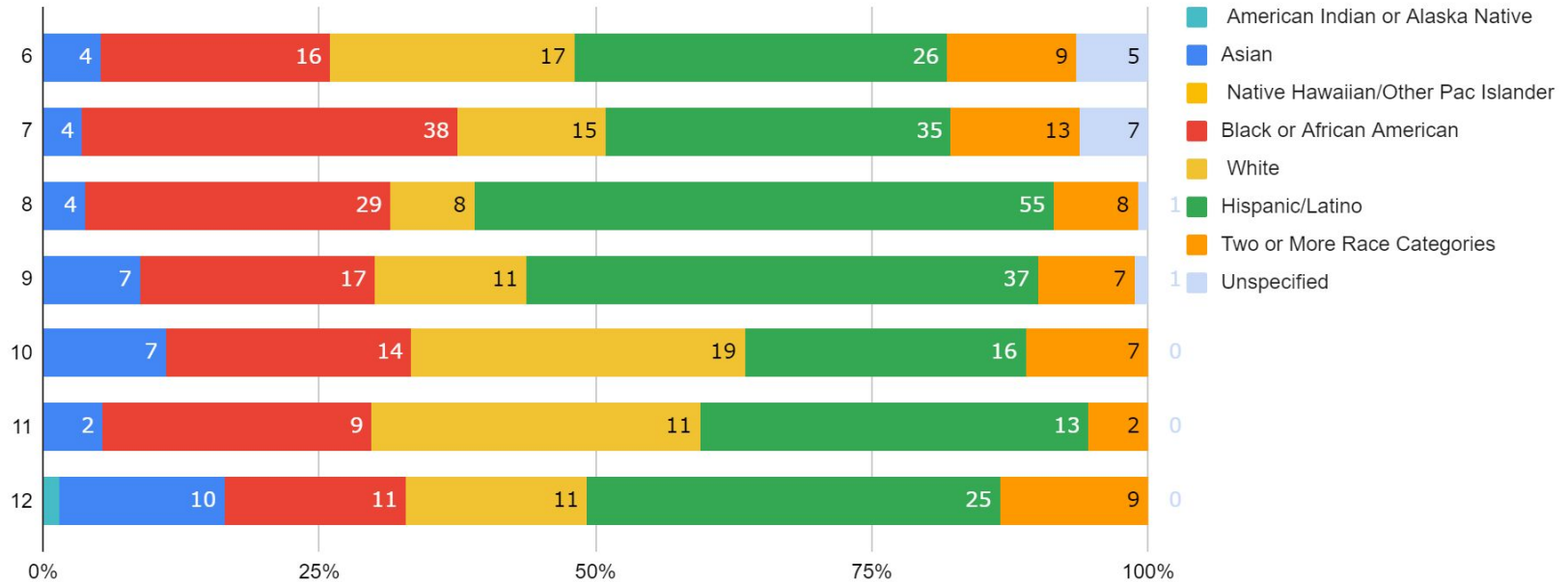
2022-23 Race & Ethnicity

- Asian
- Black or African American
- White
- Hispanic/Latino
- Two or More Race Categories
- Unspecified / Decline to State





# EBIA Demographic Subgroups - 6-12 (Federal Criteria)



# Academic Updates

---

# Interession for Our Students! - Overview

---

---

- Fall and winter Interessions at EBIA Lower School are an opportunity for students to learn the vibrant work of innovators in the Oakland local community and collaborate on STEAM (science, technology, engineering, arts, and math) projects.
- During interession our “normal” academic program is paused and students complete programs with partner organizations and companies, applying their Innovator skills to real world problems.
- Students will be able to experience learning from a different perspective that will allow them to enhance their critical thinking skills.

# Intercession for Our Students - Lower School

---

---

Theme: **The Rhythm of Life**

- **9 am to 10 am:** Advisory (Monday - Thursday)
- **10 am to 3:30 pm:** Intercession Programs

Samples of Programs Offered:

- Cooking Around the World
- Get Empowered - Capoeira, Drumming, Theater Arts, Circus School
- STEAM - Robotics, AI, VR

# Intercession for Our Students - Upper School

---

---

Theme: **Rise of the Phoenix**

- **8:30am - 9:30am** - Students will be in advisory (Monday - Thursday)
- **9:30am - 3:15pm** - Students will be in their selected intersession projects

Sample of Programs offered:

- Capoeira/Drumming
- Cooking Around the World
- Goal Setting
- Rowing
- College Prep - PSAT, College Essay Guy, Oakland Promise, College Tours

# Fall MAP Data

---

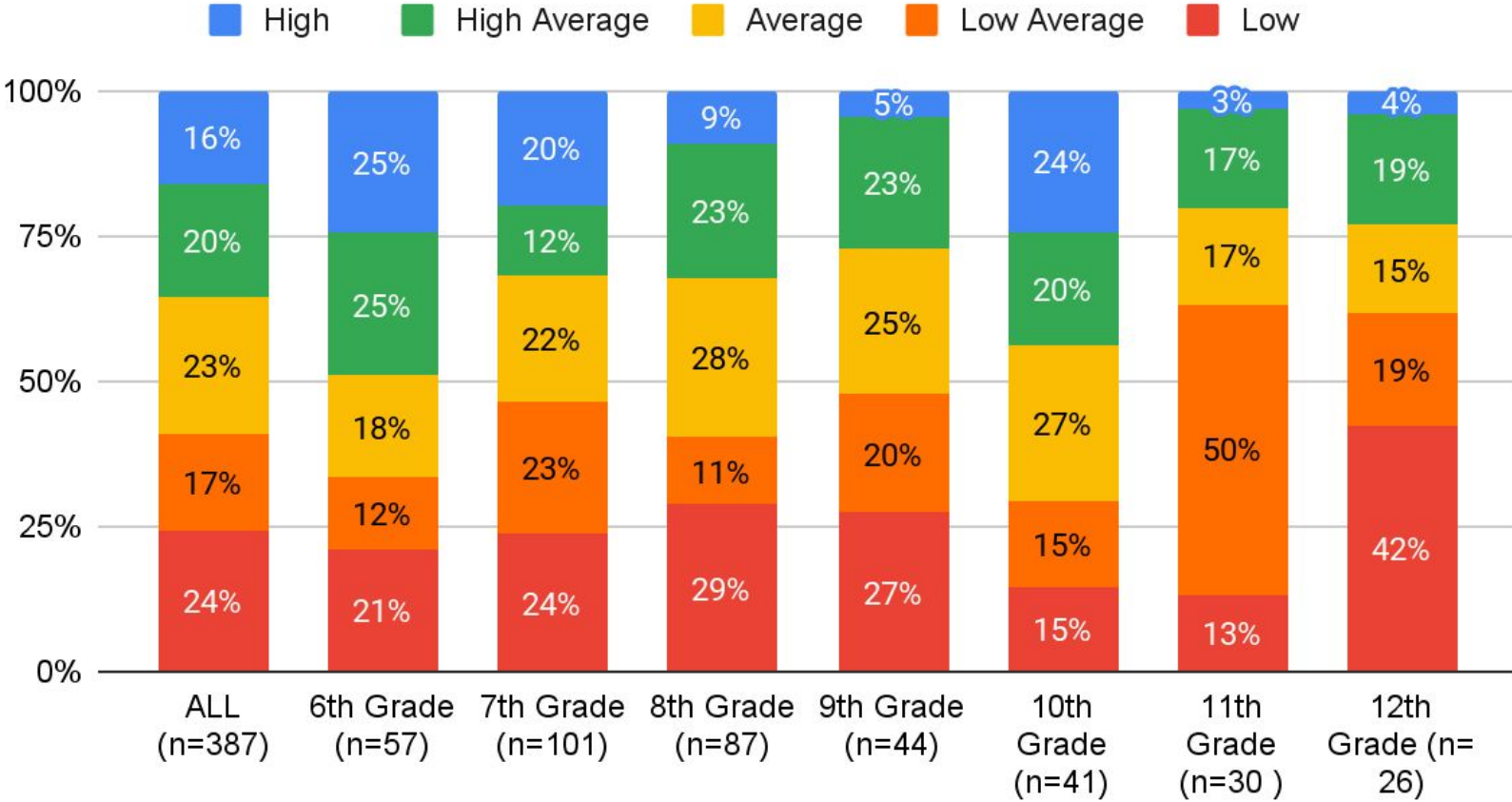
# MAP Testing

---

---

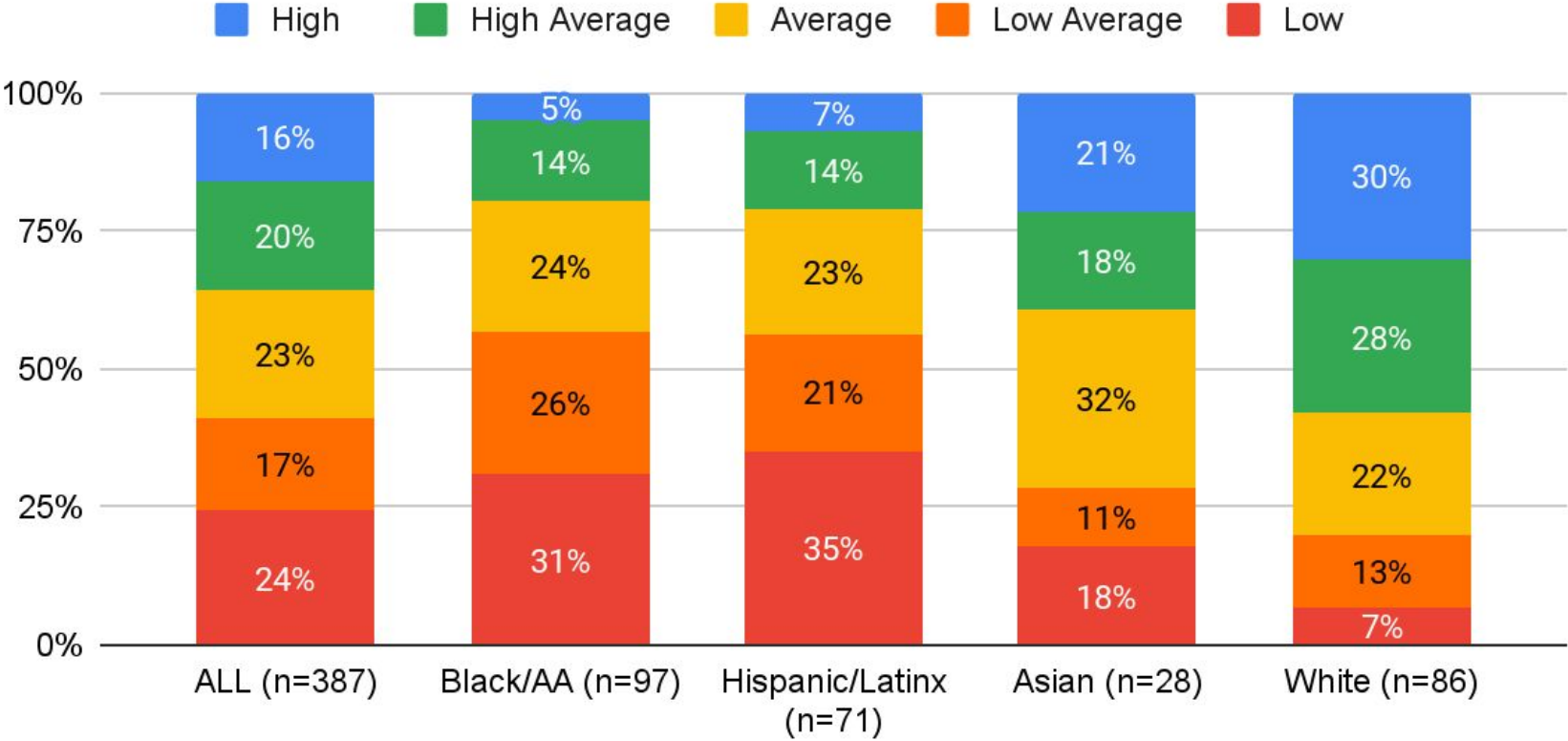
- Administered in August 2022 (LS) / September 2022 (US)
- 387 Students with Scores
- Data Reported in Quintiles (low, low average, average, high average, high)
- Tonight we will review Achievement Data (Reading and Math)
  - By Grade Level
  - By Race
- Next month we will review Growth Data From Fall 2021-Fall 2022

# MAP Fall 2022: Reading Quintile Achievement by Grade Level





# MAP Fall 2022: Reading Quintile Achievement by Race



Reading: Achievement Quintile - By Race

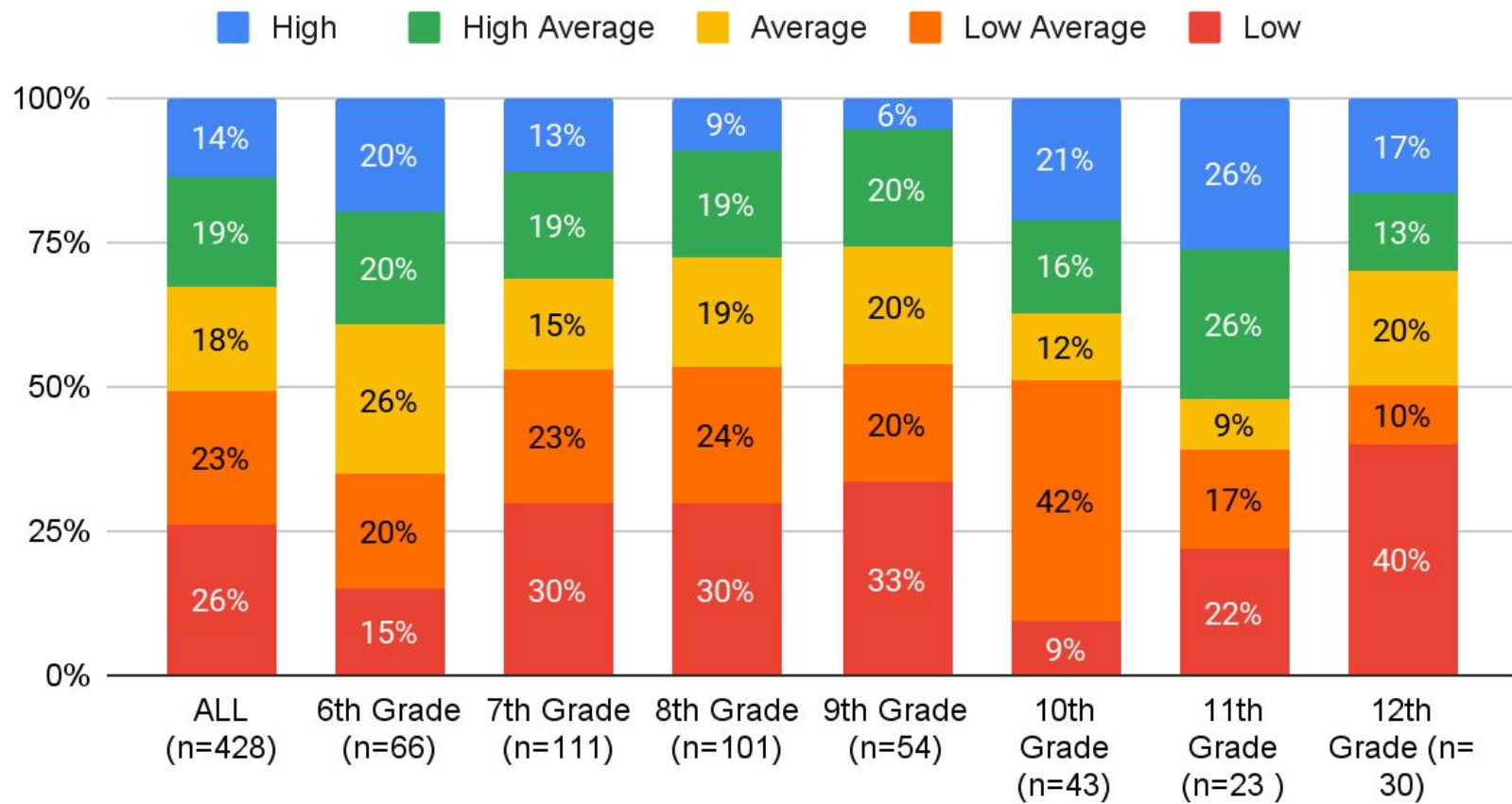
# MAP Testing: Reading - Key Take Aways

---

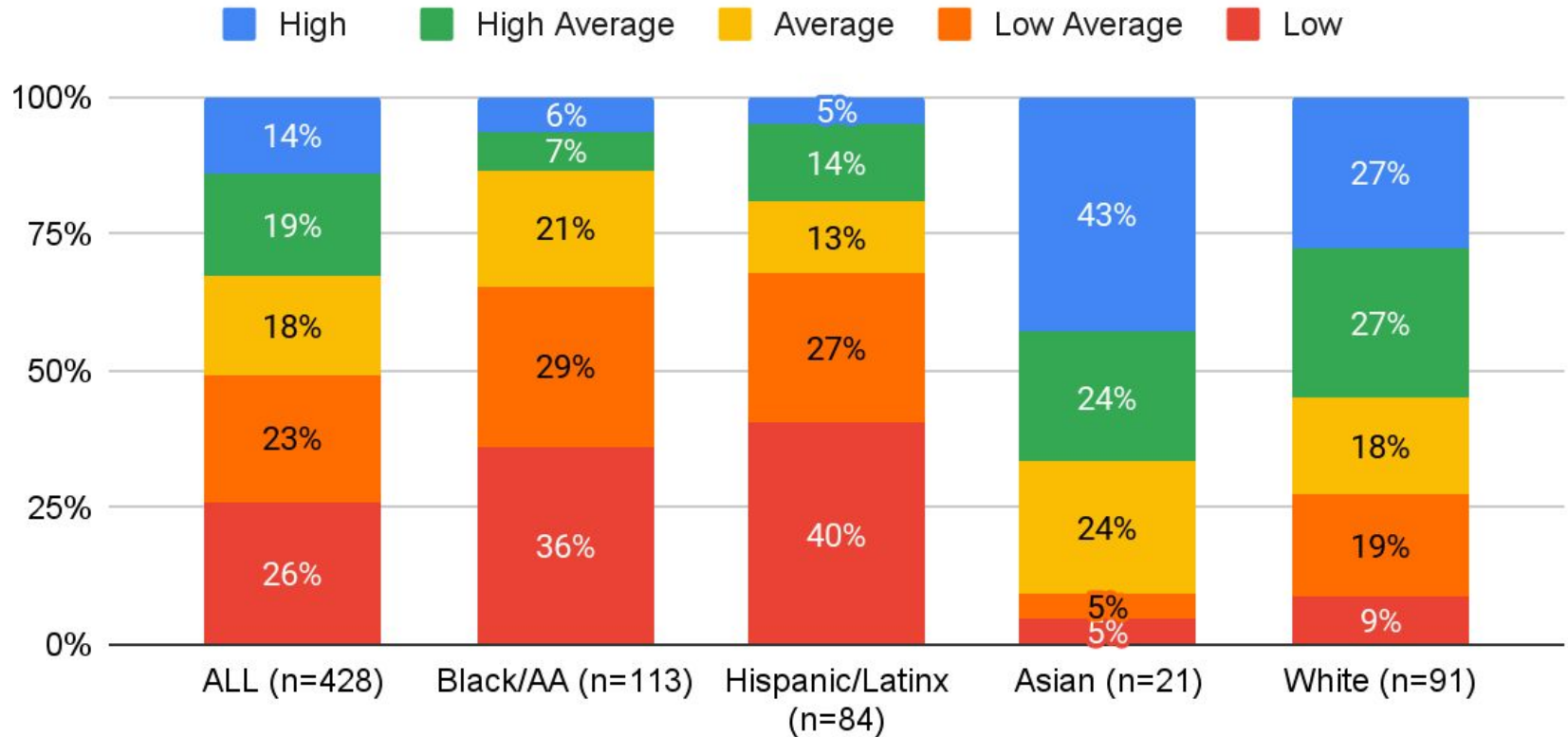
---

- 50% of 6th grade and 54% of 10th grade students represent the top range of high average to high achievement levels.
- 29% of 8th grade and 42% of 12th grade students represent the bottom range low achievement levels.
- 31% of Black and 35% of Latino students fall within the range of low achievement levels as compared to 7% of white students.

# MAP Fall 2022: Math Quintile Achievement by Grade Level



# MAP Fall 2022: Math Quintile Achievement by Race



Reading: Achievement Quintile - By Race

# MAP Testing: Math - Key Take Aways

---

---

- The 6th grade represents the most equal distribution of scores across the range of quintile levels.
- 20% of 6th grade and 26% of 11th grade students represent the top range of high achievement levels.
- 33% of 9th grade and 40% of 12th grade students represent the bottom range low achievement levels.
- 36% of Black and 40% of Latino students fall within the range of low achievement levels as compared to 9% of white students.