



Covid-19 Update February 2021



Agenda

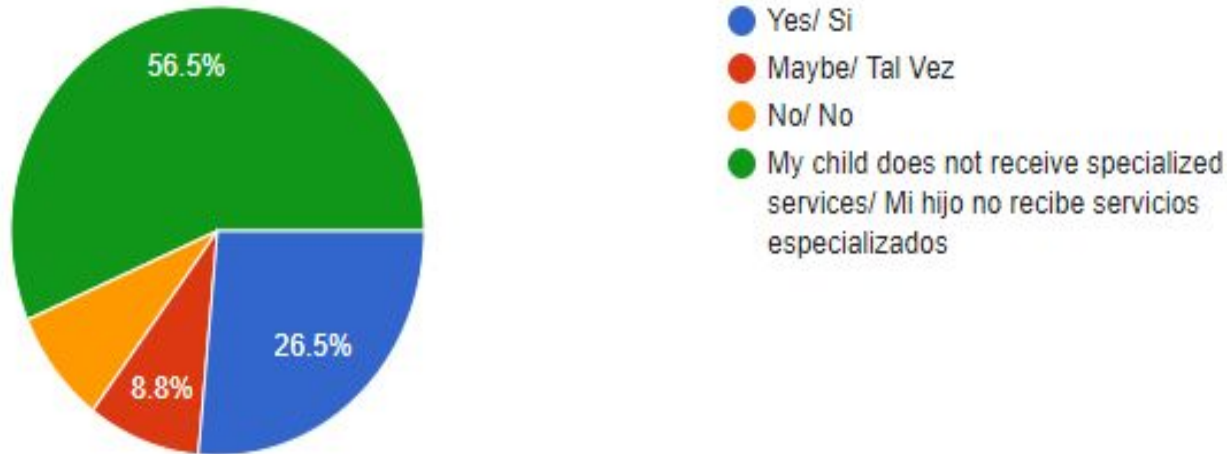
- Family survey results
- Surveillance testing update
- Vaccine update

Planning for Campus Return Family Survey: SY 2021-22: Where is your student thriving/struggling the most?

- Thriving: basic needs, academics
- Struggling: Social relationships/interactions, academics

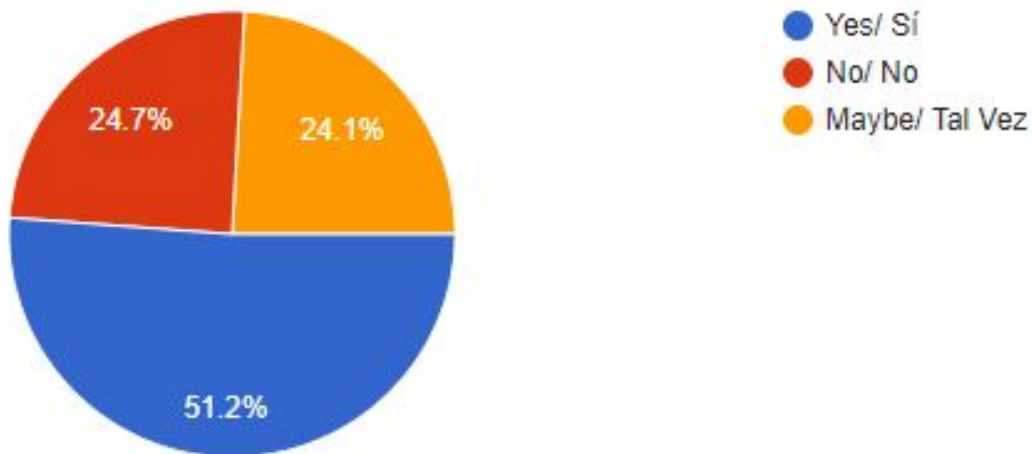
Planning for Campus Return Family Survey: Targeted Support for Specialized Needs

With Covid safety protocols in place and the plan to take advantage of outdoor space on campus, would you send your student(s) to school for part-day targeted support (English Learners, students with IEPs)?



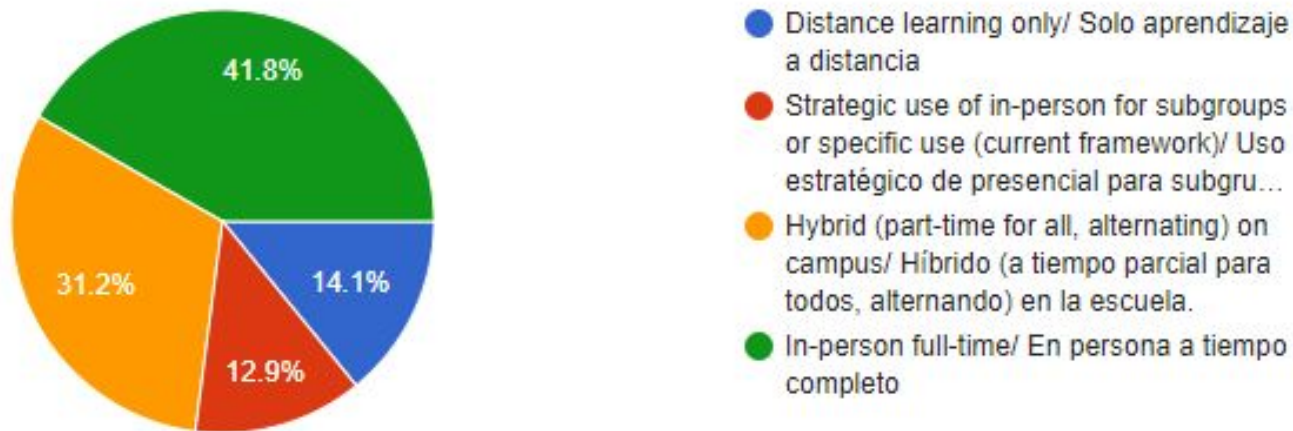
Planning for Campus Return Family Survey: Advisory/SEL

With Covid safety protocols in place and the plan to take advantage of outdoor space on campus, would you send your student(s) to school for part-day advisory gatherings?



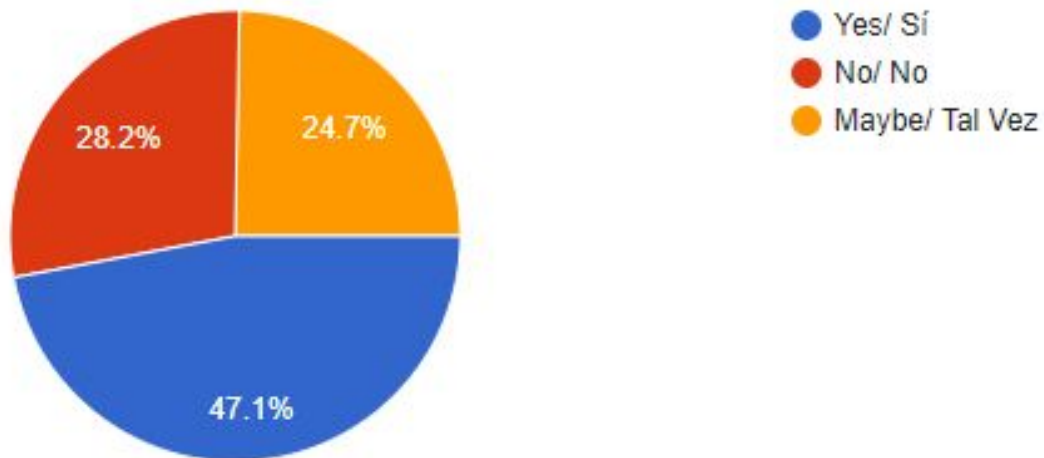
Planning for Campus Return Family Survey: SY 2021-22

What mode of instruction do you wish for your student(s) next school year?



Planning for Campus Return Family Survey: Summer

If we are able to provide academic support (ELA/math) during the summer, would you enroll your student to participate?



PMH Surveillance Testing Launch



- Pilot on-site testing event Feb 17th: 25 participants
- Anterior Nare swab rt-PCR test
- PMH Laboratory schedules a nurse to swab; EBIA sets up and staffs
- Free to participants; PMH bills insurance directly and has an Uninsured program
- Tests are quick, but paperwork takes time

Alameda County vaccine update

- Phase 1B: Essential workers (including education), seniors, high-risk individuals
 - Coliseum
 - Alameda County Fairgrounds
 - Healthcare provider
- EBIA Team: started week of 2/15