



East Bay Innovation Academy

Board Meeting

Date and Time

Wednesday April 17, 2024 at 8:00 PM PDT

Location

EBIA's regular board meetings are held in person at EBIA, 3400 Malcolm Avenue, Oakland, CA at 8 PM.

Agenda

	Purpose	Presenter	Time
I. Opening Items			8:00 PM
Opening Items			
A. Record Attendance and Guests		Rochelle Benning	1 m
B. Call the Meeting to Order		Rochelle Benning	1 m
C. Review and Approve Minutes from March 20, 2024 REGULAR Board Meeting	Approve Minutes	Rochelle Benning	1 m
D. Opening Session - Public Comment (Any Agenda or Non-Agenda Items)		Rochelle Benning	15 m
Public comment is limited to a maximum of 3 minutes of comment time per speaker			
II. Board Governance & Consent Agenda			8:18 PM

	Purpose	Presenter	Time
A. Review and Approve East Bay Innovation Academy Consent Agenda Items	Vote	Rochelle Benning	5 m

Consent Agenda Items:

- EBIA Check Register March 2024
- Measure G1 2023 - 2024 Application
- Form 990 Tax Filing 2022-2023

III. Finance and Development 8:23 PM

EdTec will join the EBIA Board February, April, May and June during the 2023 - 2024 school year board meetings. Alternate month updates will be high level as needed provided by the Executive Director and/or Senior Director of Operations.

A. 2023-2024 2nd Interim Financial Update 23-24 Financial Update 2024-2025 Budget Preview	Discuss	Bryce Fleming	20 m
--	---------	---------------	------

IV. Academic Excellence 8:43 PM

Academic Excellence

A. EBIA Executive Director's Report Updates: College Acceptances, Enrollment, Staffing, LCAP plan	Discuss	Miranda Thorman	20 m
---	---------	-----------------	------

V. Facility Updates 9:03 PM

A. Facilities Updates	Discuss	Miranda Thorman	10 m
------------------------------	---------	-----------------	------

VI. Closed Session: Student Physical Education Waiver 9:13 PM

The Board shall review and vote on a physical education waiver for a student.

A. Adjourn Public Board Meeting for Closed Session	Vote	Rochelle Benning	1 m
---	------	------------------	-----

	Purpose	Presenter	Time
B. Open Closed Session	FYI	Rochelle Benning	1 m
C. Closed Session Discussion: Student Physical Education Waiver	Vote	Miranda Thorman	10 m
D. Adjourn Closed Session and Move to Public Session	Vote	Rochelle Benning	1 m
VII. Reconvene Board Meeting - Open Public Session			9:26 PM
A. Open Session: Roll Call	FYI	Rochelle Benning	1 m
B. Report Actions Taken (if any) in Closed Session	FYI	Rochelle Benning	1 m
VIII. School Governance and Other Matters			9:28 PM
A. Confirm Board Meeting Dates through 2023 - 2024 School Year (and early 2024 - 2025)	Discuss	Rochelle Benning	1 m
<p>Current board meetings through the end of the school year are scheduled as follows - do we need to make any adjustments that we can incorporate into our schedule now?</p> <p>8:00 PM Wednesday, 5/15/2024 8:00 PM Wednesday, 6/12/2024 - End of 2023/2024 School/Fiscal Year</p> <p>July 2024 Summer Break 8:00 PM Wednesday, 8/21/2024</p>			
B. Closing Session - Public Comment (Any Agenda or Non-Agenda Items)	FYI	Rochelle Benning	10 m
<p>Public comment is limited to a maximum of 3 minutes of comment time per speaker</p>			
IX. Closing Items			9:39 PM
A. Adjourn Meeting	Vote	Rochelle Benning	1 m

Coversheet

Review and Approve Minutes from March 20, 2024 REGULAR Board Meeting

Section: I. Opening Items
Item: C. Review and Approve Minutes from March 20, 2024 REGULAR Board Meeting
Purpose: Approve Minutes
Submitted by:
Related Material: Minutes for Board Meeting on March 20, 2024

APPROVED



East Bay Innovation Academy

Minutes

Board Meeting

Date and Time

Wednesday March 20, 2024 at 8:00 PM

Location

EBIA's regular board meetings are held in person at EBIA, 3400 Malcolm Avenue, Oakland, CA at 8 PM.

Directors Present

Brett van Zuiden, Kelly Garcia, Michael De Sousa, Rochelle Benning

Directors Absent

Brad Edgar, Devin Krugman

Guests Present

Miranda Thorman, Sam Offenbergl

I. Opening Items

A. Record Attendance and Guests

B. Call the Meeting to Order

Rochelle Benning called a meeting of the board of directors of East Bay Innovation Academy to order on Wednesday Mar 20, 2024 at 8:09 PM.

C.

Review and Approve Minutes from February 28, 2024 REGULAR Board Meeting

Rochelle Benning made a motion to approve the minutes from Board Meeting on 02-28-24.

Brett van Zuiden seconded the motion.

The board **VOTED** to approve the motion.

D. Opening Session - Public Comment (Any Agenda or Non-Agenda Items)

No members of the public were present.

II. Board Governance & Consent Agenda

A. Review and Approve East Bay Innovation Academy Consent Agenda Items

For consent agenda specifics please see board packet.

Rochelle Benning made a motion to approve the consent agenda.

Kelly Garcia seconded the motion.

There were no questions.

The board **VOTED** to approve the motion.

III. Academic Excellence

A. Staff Presentation: EBIA Special Education Program Update

Sam Offenberg, Special Education leader at EBIA, presented on EBIA's SPED program update.

For specifics please see board packet.

B. EBIA Executive Director's Report

Miranda Thorman, Executive Director, shared her Executive Director's Report. For specifics please see board packet.

IV. Board Policies

A. Updated Financial Policies and Procedures

The board reviewed the updated financial policies and procedures. For specifics please see board packet.

Rochelle Benning made a motion to approve the updated financial policies and procedures.

Michael De Sousa seconded the motion.

The board **VOTED** to approve the motion.

V. Facility Updates

A. Facilities Updates

The board discussed general facilities issues.

VI. School Governance and Other Matters

A. Confirm Board Meeting Dates through 2023 - 2024 School Year (and early 2024 - 2025)

The board confirmed future board meeting dates through the end of the year. Next board meeting is April 17th.

B. Closing Session - Public Comment (Any Agenda or Non-Agenda Items)

There is no public comment.

VII. Closing Items

A. Adjourn Meeting

There being no further business to be transacted, and upon motion duly made, seconded and approved, the meeting was adjourned at 9:14 PM.

Respectfully Submitted,
Rochelle Benning

Coversheet

Review and Approve East Bay Innovation Academy Consent Agenda Items

Section: II. Board Governance & Consent Agenda
Item: A. Review and Approve East Bay Innovation Academy Consent Agenda
Items
Purpose: Vote
Submitted by:
Related Material: BoardCheckandPaymentRegisterResults1.pdf
East Bay Innovation Academy 2024-2025 Measure G1 Application.pdf
East Bay Innovation Academy FY23 990 Draft 4.5.24.pdf

East Bay Innovation Academy - Board Meeting - Agenda - Wednesday April 17, 2024 at 8:00 PM

Internal ID	Subsidiary	Account Number	Payee Name	Check Number	Payment Date	Main Payment Memo	Descriptions of Applied Invoices	Amount	Type	Voided?
9290306	East Bay Innovation Academy (EBIA)	9121-4419	Charter Safe	DB030424	3/4/2024	DB030424; CA Charter School JPA		10,062.00	Check	
9272191	East Bay Innovation Academy (EBIA)	9121-4419	Avery Kyle Arenas	8693	3/6/2024	EBIA	Bill #022024--Winter Intercession - Live Scan	79.00	Bill Payment	
9272192	East Bay Innovation Academy (EBIA)	9121-4419	Ariel Mei LLC	8694	3/6/2024	EBIA	Bill #022624--Winter Intercession Wardrobe Styling fashion	817.00	Bill Payment	
9272193	East Bay Innovation Academy (EBIA)	9121-4419	Ebony Hebert	8695	3/6/2024	EBIA	Bill #022224--Winter Intercession On site Workshops Prep t	270.00	Bill Payment	
9272194	East Bay Innovation Academy (EBIA)	9121-4419	Ernesto Diaz	8696	3/6/2024	EBIA	Bill #022224--Winter Intercession Livescan & 90minuet over	150.00	Bill Payment	
9272195	East Bay Innovation Academy (EBIA)	9121-4419	Scot Education Inc.	8697	3/6/2024	Services: 02/20 - 02/23/24	Bill #69270--Services: 02/20 - 02/22/24--brs-Bill #69355--Ser	5,876.00	Bill Payment	
9272196	East Bay Innovation Academy (EBIA)	9121-4419	HipHopForChange, Inc	8698	3/6/2024	Intersections Break Dance Workshops	Bill #1000223--Intersections Break Dance Workshops	1,050.00	Bill Payment	
9272197	East Bay Innovation Academy (EBIA)	9121-4419	What's Poppin Balloon Decor & More	8699	3/6/2024	Custom Balloon Column, Standard Balloon Arch & Installation and B	Bill #251--Custom Balloon Column--br> Standard Balloons Ar	1,481.63	Bill Payment	
9272198	East Bay Innovation Academy (EBIA)	9121-4419	Joanne Mancenido	8700	3/6/2024	Reimb: Livescan	Bill #021624--Reimb: Livescan	100.00	Bill Payment	
9272199	East Bay Innovation Academy (EBIA)	9121-4419	Noor Fakih	8701	3/6/2024	Reimb: Livescan	Bill #021224--Reimb: Livescan	77.00	Bill Payment	
9272200	East Bay Innovation Academy (EBIA)	9121-4419	Madsyn D. Clark	8702	3/6/2024	Large Group Dance Class & Creative Writing Workshop	Bill #000225--Large Group Dance Class & Creative Writing '	1,400.00	Bill Payment	
9272201	East Bay Innovation Academy (EBIA)	9121-4419	Game Speed Hoops	8703	3/6/2024	Intercession Basketball Course	Bill #1--Intercession Basketball Course	825.00	Bill Payment	
9272202	East Bay Innovation Academy (EBIA)	9121-4419	GN Event Rental	8704	3/6/2024	White Folding Chairs	Bill #229397901--White Folding Chairs	1,593.75	Bill Payment	
9272203	East Bay Innovation Academy (EBIA)	9121-4419	FC Training and Consulting	8705	3/6/2024	ARC Basketball Workshop	Bill #022224--ARC Basketball Workshop	500.00	Bill Payment	
9272204	East Bay Innovation Academy (EBIA)	9121-4419	Hands-On Technology	8706	3/6/2024	EBIA: Winter Intercession: 02/21 - 02/22/24	Bill #9018--EBIA: Winter Intercession: 02/21 - 02/22/24	1,350.00	Bill Payment	
9272205	East Bay Innovation Academy (EBIA)	9121-4419	Get Empowered	8707	3/6/2024	Inv# GE-EBIA0124: Winter Intercession	Bill #GE-EBIA022024--Winter Intercession--brs-Bill #GE-EBI	4,601.00	Bill Payment	
9272206	East Bay Innovation Academy (EBIA)	9121-4419	Waste Management	8708	3/6/2024	Customer ID 15-00043-73002; Waste Services: March 2024	Bill #5050423-2216-2--Waste Services: March 2024	1,641.06	Bill Payment	
9272207	East Bay Innovation Academy (EBIA)	9121-4419	Rob Skate Academy	8709	3/6/2024	PO# 1081; 2 day Intercession /2 Class Rooms	Bill #1577--2 day Intercession /2 Class Rooms	2,800.00	Bill Payment	
9272208	East Bay Innovation Academy (EBIA)	9121-4419	Beehively	8710	3/6/2024	EBIA	Bill #2024-0093--Beehively Web Invoice (April - June 2024)	720.00	Bill Payment	
9272209	East Bay Innovation Academy (EBIA)	9121-4419	Office Depot	8711	3/6/2024	Account Number 16610744	Bill #355333186001--1000 Case Hot cups--brs-Bill #351800	637.02	Bill Payment	
9272210	East Bay Innovation Academy (EBIA)	9121-4419	PG&E	8712	3/6/2024	Account No 4052865603-2	Bill #021524--Gas and Electrical 01/10/24 - 02/08/24	7,467.88	Bill Payment	
9272211	East Bay Innovation Academy (EBIA)	9121-4419	Amazon Capital Services	8713	3/6/2024	Account #A1GDQTYJDVQHQA0	Bill #1459-1716-3KVR--2qty Disposable aprons 50c--brs-Bill	1,424.57	Bill Payment	
9272212	East Bay Innovation Academy (EBIA)	9121-4419	Michelle Cho	8714	3/6/2024	EBIA	Bill #1007--4 Bay Facility finance consulting calls (1/19/24--c	1,625.00	Bill Payment	
9272213	East Bay Innovation Academy (EBIA)	9121-4419	Brady Industries	8715	3/6/2024	Customer ID 290003	Bill #8631819--LS Janitorial supplies; 3qty Bath Tissue Rolls	1,995.22	Bill Payment	
9272214	East Bay Innovation Academy (EBIA)	9121-4419	ISOvel Benefit Services	8716	3/6/2024	C10007972	Bill #135137961--FBA Monthly Admin 01/01/24 - 01/31/24--<	930.08	Bill Payment	
9272215	East Bay Innovation Academy (EBIA)	9121-4419	Spectrum Center	8717	3/6/2024	Client Number: 1971603	Bill #013124--WD - BEP: Basic Education Program-BAC 0'	3,061.88	Bill Payment	
9272216	East Bay Innovation Academy (EBIA)	9121-4419	American Compliance Services, LTD	8718	3/6/2024	INV 24-2994	Bill #24-2994--Mold Assessment Storage Room and 4qty Lu	1,200.00	Bill Payment	
9272217	East Bay Innovation Academy (EBIA)	9121-4419	The Philips Academy	8719	3/6/2024	EBIA	Bill #2023-2024.201--EC - January 2024 Tuition Qty 17 (1	5,412.00	Bill Payment	
9272218	East Bay Innovation Academy (EBIA)	9121-4419	AT&T	8720	3/6/2024	BAN 9391062435	Bill #21266792--Internet Service 01/13/24 - 02/12/24	639.92	Bill Payment	
9272219	East Bay Innovation Academy (EBIA)	9121-4419	AT&T	8721	3/6/2024	BAN 9391066883	Bill #21274036--Internet Service 01/16/24 - 02/15/24	639.92	Bill Payment	
9272220	East Bay Innovation Academy (EBIA)	9121-4419	Contra Costa County Office of Education	8722	3/6/2024	Customer #924; Final Installment	Bill #11256-2--Final installment: (2) Teacher induction--br> fi	2,250.00	Bill Payment	
9272231	East Bay Innovation Academy (EBIA)	9121-4419	EdTec	8723	3/6/2024	EBIA	Bill #202951--SIS Support Y. Leopold--br> Jan 2024 Service	101.83	Bill Payment	
9273052	East Bay Innovation Academy (EBIA)	9121-4419	East Bay Speech Pathology, Inc.	8724	3/6/2024	EBIA	Bill #2096--Speech & Language Pathology Services	14,625.00	Bill Payment	
9273053	East Bay Innovation Academy (EBIA)	9121-4419	Fusion Berkeley	8725	3/6/2024	English, Language Arts, Life Science & MS Group PE 7 Semester 1	Bill #05535438--English--br> Language Arts--br> Life Scienc	17,223.20	Bill Payment	
9273054	East Bay Innovation Academy (EBIA)	9121-4419	Golden Gate Academy	8726	3/6/2024	SY 23-24 Monthly use fee for Golden Gate Academy campus. Upper	Bill #2282024--SY 23-24 Monthly use fee for Golden Gate A	32,080.00	Bill Payment	
9273055	East Bay Innovation Academy (EBIA)	9121-4419	ChildCare Careers, LLC	8727	3/6/2024	INV 683200	Bill #690900--BA Only & 30-Day Permit: 02/12 - 02/16/24--b	12,791.17	Bill Payment	
9290309	East Bay Innovation Academy (EBIA)	9121-4419	Bloomerang	DB030624	3/6/2024	DB030624; Bloomerang		2.33	Check	
9284874	East Bay Innovation Academy (EBIA)	9121-4419	Aaron's Academic Apparel & Graduation Products	8728	3/1/2024	Black Matte finish Cap & Gowns with Peacock & Lime Green Tassek	Bill #43258447-2024-1003--Black Matte finish Cap & Gowns '	1,261.21	Bill Payment	
9284875	East Bay Innovation Academy (EBIA)	9121-4419	Amazon Capital Services	8729	3/1/2024	Account #A1GDQTYJDVQHQA0; The Hunger Games	Bill #1NDC-TXR-4RWDD--The Hunger Games--br>Bill #1TR	399.89	Bill Payment	
9284876	East Bay Innovation Academy (EBIA)	9121-4419	Brady Industries	8730	3/1/2024	Customer ID 290003; Janitorial Supplies	Bill #8689761--Janitorial Supplies	658.07	Bill Payment	
9284877	East Bay Innovation Academy (EBIA)	9121-4419	Charter Connect	8731	3/1/2024	Create Google Ads account, link to Google Analytics, Design Ads, La	Bill #1721--Create Google Ads account--br> link to Google A	1,500.00	Bill Payment	
9284878	East Bay Innovation Academy (EBIA)	9121-4419	EDBLOX INC.	8732	3/1/2024	Elevate K-12 Tier 1 Program - Add on - Academic Year 2023 - 2024	Bill #INV2011--Elevate K-12 Summer Program - Academic '	37,100.00	Bill Payment	
9284879	East Bay Innovation Academy (EBIA)	9121-4419	EdTec	8733	3/1/2024	Monthly Back Office Service and Data Service March 2024	Bill #28683--Monthly Back Office Service and Data Service I	15,219.00	Bill Payment	
9284880	East Bay Innovation Academy (EBIA)	9121-4419	Matt Huxley	8734	3/1/2024	Services; January - February 2024	Bill #030724--Services; January - February 2024	375.00	Bill Payment	
9284881	East Bay Innovation Academy (EBIA)	9121-4419	Kaiser Foundation Health Plan	8735	3/1/2024	Customer ID: 8094124388; April 2024 Medical Health Plan	Bill #APRIL2024--April 2024 Medical Health Plan	27,667.34	Bill Payment	
9284882	East Bay Innovation Academy (EBIA)	9121-4419	Khaotik Entertainment	8736	3/1/2024	Film Production Workshop; Live Scan Fingerprinting, TB Testing	Bill #100--Film Production Workshop--br> Live Scan Fingerp	681.00	Bill Payment	
9284883	East Bay Innovation Academy (EBIA)	9121-4419	Language Learning Network	8737	3/1/2024	Spanish Onsite 2023-24	Bill #2777-C--Spanish Onsite 2023-24	3,875.00	Bill Payment	
9284884	East Bay Innovation Academy (EBIA)	9121-4419	Amy Lange	8738	3/1/2024	Tie Dye Class, EBIA	Bill #000010--Tie Dye Class--br> EBIA	780.00	Bill Payment	
9284885	East Bay Innovation Academy (EBIA)	9121-4419	Laugh It Out Foundation	8739	3/1/2024	Winter Intercession Comedy Workshop 3 workshops for 4.5 hours to	Bill #000001--Winter Intercession Comedy Workshop 3 wo	975.00	Bill Payment	
9284886	East Bay Innovation Academy (EBIA)	9121-4419	Law Offices of Young, Minney & Corr, LLP	8740	3/1/2024	Legal Service General and Proposition 39 February 2024	Bill #9100--Legal Service General and Proposition 39 Febru	712.50	Bill Payment	
9284887	East Bay Innovation Academy (EBIA)	9121-4419	Lina's Janitorial Services	8741	3/1/2024	Janitorial Service for US & LS (February 2024)	Bill #60--Janitorial Service for US & LS (February 2024)	12,000.00	Bill Payment	
9284888	East Bay Innovation Academy (EBIA)	9121-4419	Office Depot	8742	3/1/2024	Account Number 16610744; Supplies	Bill #355954463001--Supplies	289.61	Bill Payment	
9284889	East Bay Innovation Academy (EBIA)	9121-4419	Orkin	8743	3/1/2024	Account #36504571; Pest Control Standard February Service	Bill #257640467--Pest Control Standard February Service	160.99	Bill Payment	
9284890	East Bay Innovation Academy (EBIA)	9121-4419	RingCentral Inc.	8744	3/1/2024	Customer ID: 1184099019; Phone Service 02/29 - 03/28/24	Bill #CD_000768167--Phone Service 02/29 - 03/28/24	696.93	Bill Payment	
9284891	East Bay Innovation Academy (EBIA)	9121-4419	Scot Education Inc.	8745	3/1/2024	Services: 02/26 - 03/01/24	Bill #70195--Services: 02/26 - 03/01/24--brs-Bill #70275--Ser	9,379.00	Bill Payment	
9284892	East Bay Innovation Academy (EBIA)	9121-4419	Ramon Zavala	8746	3/1/2024	2-Day Soccer Intercession	Bill #1--2-Day Soccer Intercession	599.00	Bill Payment	
9284893	East Bay Innovation Academy (EBIA)	9121-4419	Symbolic LLC	8747	3/1/2024	Transformative SEL for 9th & 11th Graders. Supporting students thro	Bill #2--Transformative SEL for 9th & 11th Graders. Support	1,200.00	Bill Payment	
9307766	East Bay Innovation Academy (EBIA)	9121-4419	Amazon Capital Services	8748	3/18/2024	Account #A1GDQTYJDVQHQA0; Nespresso Capsules VertuoLine, Int	Bill #1YJJ-KMT7-9QRM--DMSO Store L- ASCORBYL Acid (122.63	Bill Payment	
9307767	East Bay Innovation Academy (EBIA)	9121-4419	Big Picture Learning	8749	3/18/2024	IMBAZLE CONTRACT: INVOICE # 1	Bill #EBIA-IM1-02282024--IMBAZLE CONTRACT: INVOICE	1,930.00	Bill Payment	
9307768	East Bay Innovation Academy (EBIA)	9121-4419	Judith Borcellis	8750	3/18/2024	Reimb: Strawberry Lab	Bill #031224--Reimb: Strawberry Lab	17.98	Bill Payment	
9307769	East Bay Innovation Academy (EBIA)	9121-4419	CoPower	8751	3/18/2024	CoPower ID: 902360; Dental Plan April 2024	Bill #2306897--Dental Plan April 2024	2,790.64	Bill Payment	
9307770	East Bay Innovation Academy (EBIA)	9121-4419	EBMUD	8752	3/18/2024	Acct# 49867400001; Water Services: 01/09 - 03/07/24	Bill #031424--Water Services: 01/09 - 03/07/24	2,475.18	Bill Payment	
9307771	East Bay Innovation Academy (EBIA)	9121-4419	East Bay Speech Pathology, Inc.	8753	3/18/2024	Speech & Language Pathology Services	Bill #2111--Speech & Language Pathology Services	10,179.00	Bill Payment	
9307772	East Bay Innovation Academy (EBIA)	9121-4419	HotSpaDriver, Inc	8754	3/18/2024	4031.2 B2B Base plus miles Completed Trips & 4032.2 B2B Base plus	Bill #19404-4031.2 B2B Base plus miles Completed Trips &	1,843.70	Bill Payment	
9307773	East Bay Innovation Academy (EBIA)	9121-4419	ISOvel Benefit Services	8755	3/18/2024	FBA Monthly Admin: Administrative Service	Bill #1135929931--FBA Monthly Admin: Administrative Service	70.00	Bill Payment	
9307774	East Bay Innovation Academy (EBIA)	9121-4419	Kids In Harmony, Inc	8756	3/18/2024	Triennial Psycho-educational Report (E.W.) & (D.D): 03/01/24	Bill #03012024--Triennial Psycho-educational Report (E.W.)	5,000.00	Bill Payment	
9307775	East Bay Innovation Academy (EBIA)	9121-4419	Xitlatl Martinez-Rubio	8757	3/18/2024	Reimb: Soccer Equipment	Bill #030524--Reimb: Soccer Equipment	103.86	Bill Payment	
9307776	East Bay Innovation Academy (EBIA)	9121-4419	Office Depot	8758	3/18/2024	Account Number 16610744; Supplies	Bill #358270864001--Supplies	174.15	Bill Payment	
9307777	East Bay Innovation Academy (EBIA)	9121-4419	Ready Refresh	8759	3/18/2024	Account Number 0035832427; Malcolm drinking water 02/07 - 03/06	Bill #0400035832427--Malcolm drinking water 02/07 - 03/06	223.70	Bill Payment	
9307778	East Bay Innovation Academy (EBIA)	9121-4419	Scot Education Inc.	8760	3/18/2024	Services: 03/04 - 03/07/24	Bill #71488--Services: 03/04 - 03/07/24--brs-Bill #71487--Ser	11,876.00	Bill Payment	
9307779	East Bay Innovation Academy (EBIA)	9121-4419	ChildCare Careers, LLC	8761	3/18/2024	BA Only & 30-Day Permit: 03/01/24	Bill #694105--BA Only & 30-Day Permit: 03/01/24	538.39	Bill Payment	
9307780	East Bay Innovation Academy (EBIA)	9121-4419	The Philips Academy	8762	3/18/2024	EC Tuition & Individual Counseling Theory; February 2024	Bill #2023-2024.225--EC Tuition & Individual Counseling Th	6,249.75	Bill Payment	
9307781	East Bay Innovation Academy (EBIA)	9121-4419	Wells Fargo Vendor Financial Services, LLC	8763	3/18/2024	Customer Number 1055852811; Leasing of Lanier Copier for US & L	Bill #5028896813--Leasing of Lanier Copier for US & L	292.16	Bill Payment	
9334939	East Bay Innovation Academy (EBIA)	9121-4419	Wells Fargo	DB032024	3/20/2024	DB032024; Wells Fargo CC 3934 pymt		11,224.52	Check	
9356723	East Bay Innovation Academy (EBIA)	9121-4419	Wells Fargo	DB032524	3/25/2024	DB032524; Visa CC pymt		483.31	Check	
9356724	East Bay Innovation Academy (EBIA)	9121-4419	The Oakland Zoo	M20	3/29/2024	M20; Oakland Zoo		1,319.00	Check	



OAKLAND UNIFIED SCHOOL DISTRICT
Community Schools, Thriving Students

2024-2025 Measure G1 Application

Due: March 14, 2024

Allocations are provisional subject to Board approval

School Information & Student Data

School	East Bay Innovation Academy	School Address	3400 Malcolm Avenue Oakland, CA 94605
Contact	Miranda Thorman	Contact Email	miranda.thorman@eastbayia.org
Principal	Miranda Thorman	Principal Email	miranda.thorman@eastbayia.org
School Phone	510-577-9557	Total Number of Students	278
Recommended Grant Amount¹	\$52,795	2022-23 CALPADS² Enrollment Figure (grades 6-8 Oakland residents only)	251
		2023-24 LCFF³ Enrollment	87

Student Demographics (%)				Measure G1 Team	
English Learners	11%	Asian/Pacific Islander	2.89%	Name	Position
LCFF	43.9%	Latinx	25%	Miranda Thorman	Executive Director
SPED	14%	Black or African-American	31%	Bonita Herrera	Sr. Dir. of Operations
		White	17%	Mick Terrizzi	Academic Dean
		Indigenous or Native American	0%	Ernesto Diaz	Culture and Climate Dean

¹ Allocation of funds will be based on the prior year 20-day count for 6-8 enrollment multiplied by the LCFF % and total funds collected from tax revenue.

² The California Longitudinal Pupil Achievement Data System (CALPADS) collects various about students, including school enrollment. Each fall, around early October, all schools in California submit enrollment figures into the CALPADS system which becomes the official count for that school for that year.

³ Under the Local Control Funding Formula, the following categories of students receive additional funding: English learners, students in foster care, students eligible for the free- and reduced-lunch program.

		Multiracial	9%		Michelle Fitts Christine Ashley Ashley Wahnschaff	School Site Staff
--	--	-------------	----	--	---	-------------------

Chronic Absence (Include raw number and percent)				
	2021-22 raw number (%)	2022-23 raw number (%)	2023-24 raw number (%)	2024-25 Goal raw number (%)
Student Population Overall	9%	3%	1.4% (4)	<5%
Asian/Pacific Islander	0%	8.33%	0%	<5%
Latinx	9%	3.54%	1% (1)	<5%
Black or African-American	15%	2.41%	1.1% (1)	<5%
White	13%	2.5%	0%	<5%
Indigenous or Native American	0%	0%	0%	<5%
Two or More Races	N/A	N/A	8.3% (2)	<5%
English Learners	11%	4.4%	3% (1)	<5%
Students w/ IEPs	12%	8%	2.5% (1)	<5%
Free/ Reduced Lunch Students	16%	2.91%	3.2% (3)	<5%

Metrics

(all data points are required)

Electives (Include raw number and percent)					
Metric	Area	2021-22 raw number (%)	2022-23 raw number (%)	2023-24 raw number (%)	2024-25 Goal raw number (%)
Number of students taking elective courses. (Makers Art, Visual Art, and Spanish).	Art	238	195	100% (172)	100%
	Language	123	105	100% (106)	100%
	Music	N/A	N/A	N/A	N/A
Number of students	Art	361	317	100% (278)	100%

participating in non-course experiences (e.g. after-school program) (e.g. after-school program, Intersession, SEL, Morning Meeting, Musical)	Language	361	317	100% (278)	100%
	Music	361	317	100% (278)	100%
	Musical	N/A	52	50	60

Positive & Safe Culture (Include raw number and percent)				
Metric	2021-22 (%)	2022-23 (%)	2023-24 (%) Tot. 96.1%	2024-25 Goal (%)
Average Daily Attendance Date of Figure:				
Asian/Pacific Islander			97.3% (7)	>95%
Latinx			96% (97)	>95%
Black or African-American			95.94% (85)	>95%
White			96.7% (46)	>95%
Two or More Races			96.13% (24)	>95%
English Learners			95.7% (30)	>95%
Students w/ IEPs			95.3% (40)	>95%
Free/ Reduced Lunch			95.7% (91)	>95%

Metric	2021-22 raw number (%)	2022-23 raw number (%)	2023-24 raw number (%)	2024-25 Goal raw number (%)
Suspended Students Date of Figure:				
Asian/Pacific Islander	5%	0 (0%)	1 (14%)	1 (14%)
Latinx	2%	2 (4%)	1 (1%)	1 (1%)
Black or African-American	11%	1 (1%)	15 (17%)	5 (6%)
White	13%	4 (8%)	1 (2%)	1 (2%)
Indigenous or Native American	0%	0%	0 (0%)	0 (0%)

English Learners	0%	0 (0%)	0 (0%)	0 (0%)
Students w/ IEPs	15%	4 (10%)	3 (7%)	1 (2%)
Free/ Reduced Lunch	5%	5 (2%)	8 (3%)	4 (1%)

Student Retention from 5th Grade to 6th Grade				
Metric	2021-22	2022-23	2023-24	2024-25 Goal
6th Grade Enrollment	110	97	93	90

Community and Staff Engagement

Community Engagement Meeting(s)	
Community Group	Date
PAC- Meeting Minutes and Sign in Sheet	Thursday, 3/7

Staff Engagement Meeting(s)	
Staff Group	Date
All Staff Meeting and Sign in Sheet	Thursday, 3/7

Music (Rubric)	2022-23	2023-24
Access and Equitable Opportunity	N/A	Basic
Instructional Program	N/A	Entry
Staffing	N/A	Entry
Facilities	N/A	Entry
Equipment and Materials	N/A	Entry
Teacher Professional Learning	N/A	Entry
World Language (Rubric)	2022-23	2023-24
Content and Course Offerings	N/A	Developing

Communication	N/A	Developing
Real world learning and Global competence	N/A	Developing
<u>Art (Visual Arts, Theater, and Dance)</u>	2022-23	2023-24
Access and Equitable Opportunity	N/A	Quality
Instructional Program	N/A	Entry
Staffing	N/A	Basic
Facilities	N/A	Quality
Equipment and Materials	N/A	Quality
Teacher Professional Learning	N/A	Basic

Proposed Expenditures

Guidelines

1. In the following sections, please discuss your team’s plan to address the goals of G1:
 - a. Increase access to courses in arts, music, and world languages in grades 6-8.
 - b. Improve student retention during the transition from elementary to middle school.
 - c. Create a more positive and safe middle school learning environment.
2. Please explain how you plan to use the Measure G1 funds to meet the goals, as measured in the METRICS section of this proposal.
3. Add additional lines as needed.
4. The total of all items should equal the amount listed in "Recommended Grant Amount" on page 1
5. Expenditures must supplement, not supplant expenditures made from other funding sources. In other words, Measure G1 funds must be used for new expenditures, expenditures already funded from Measure G1, expenditures previously paid for by a funding source that has ended, or to pay for an expenditure that would have been cut, were it not for Measure G1 funds.

Summary of 2023-24 Approved Expenditures

All Actual Expenditures		Budget Amount
Safe & Positive Culture		
1	Continue to support the expansion of content of grade-level morning meetings to address grade-level SEL concerns and issues and exposure to music and the arts, through piloting the Project Wayfinder advisory curriculum, and by bringing in speakers and assembly programs to support social-emotional development of students and positive school culture.	\$4,500

2	1 FTE Tier 2 Culture and Climate Specialist	\$44,500
3	Expand professional development training for staff on the principles and practices associated with restorative justice, mental health and trauma-informed practices, and multi-tiered support systems to support struggling students exhibiting Tier I and Tier II behaviors in a classroom setting	\$8,000
Electives (Art, Music, World Language)		
1	Musical Theater preparation, performance and production	\$6,000
6th Grade Enrollment		
1	Continue and expand student celebrations like student of the month and honor roll; purchase supplies for school-wide and grade-level competitions to build school culture, like door decorating and Phoenix Games; organize and facilitate pep rallies to promote school spirit and highlight student activities and leadership.	\$1,414.29
Budget Total		\$64,414.29

Summary of 2024-25 Proposed Expenditures

All Proposed Expenditures (from sections below)		Budget Amount
1	Musical Theater preparation, performance and production. The musical will be accessible to all students at school. Funds will be used for licensing the production, staff stipends and/or bringing in arts instructors from local organizations to help support vocal coaching, direction, choreography and production (including set and costume design).	\$5,395.00
2	1 FTE Tier 2 Culture and Climate Specialist - To support schoolwide culture systems and create school-wide protocols and systems to support students with conflict resolution and mediation. The Specialist will extend the current work by supporting staff in training and implementation around restorative practices in the classroom. This staff member would work with small groups to identify and practice tools for self-regulation and direction (identifying when students need breaks) and developing tools for self-advocacy. This staff member will also directly serve to support students who have been referred and need additional support with conflict resolution, relationship repair, community building to help promote a safe and inclusive school culture and in particular address ongoing trauma as a result of the Covid-19 pandemic. Additionally, the Culture and Climate Specialist will implement a scope and sequence and curriculum for a Transition to Middle School class for our 6th graders, focusing on the executive functioning skills and organization strategies needed for middle school success, as well as coping and advocacy strategies for social interactions in middle school. The specialist will serve the 270 students at our middle school, with special emphasis on our 90 incoming 6th graders.	\$47,000
3	Continue and expand student celebrations like student of the month and honor roll; purchase supplies for school-wide and grade-level competitions to build school culture, like door decorating and Phoenix Games; organize and facilitate pep rallies to promote school spirit and highlight student activities and leadership.	\$400.00
Budget Total (must add up to Recommended Grant Amount)		\$52,795

Proposed Expenditures By Focus Area

Proposed Expenditures for Electives (Art, Language, and Music only)			
Description of Proposed Expenditures	Number of students taking a course in art, language, or music (based on the specific investment).	Number of students participating in a non-course experience in art, language or music (based on the specific investment) + frequency and amount of time spent in each activity.	Budget Amount
Musical Theater preparation, performance and production. The musical will be accessible to all students at school. Funds will be used for licensing the production, staff stipends and/or bringing in arts instructors from local organizations to help support vocal coaching, direction, choreography and production (including set and costume design).	278	218 students will review the performance, 30 cast and crew members take leadership roles, 30 students involved in production and preparation (set, stage and costume design)	\$5,395

Proposed Expenditures for Positive & Safe Culture		
Description of Proposed Expenditures	Which metric will this investment impact - suspensions or average daily attendance?	Budget Amount
Culture and Climate Specialist - Build on the work of the previous Behavior Support Specialist to expand PBIS work and support of the 5-6th transition by creating a Culture and Climate Specialist to support schoolwide culture systems and create school-wide protocols and systems to support students with conflict resolution and mediation. The Specialist will extend the current work by supporting staff in training and implementation around restorative practices in the classroom. Additionally, the Culture and Climate Specialist will implement a scope and sequence and curriculum for a Transition to Middle School class for our 6th graders, focusing on the executive functioning skills and organization strategies needed for middle school success, as well as coping and advocacy strategies for social interactions in middle school.	<ul style="list-style-type: none"> - Improve climate culture for 278 students in the lower school - While the aide will spend significant time with 6th graders to support their transition to middle school (90 students), the aide will support culture and climate across all grades (278 students). - Schoolwide increase on school climate surveys in the areas of 	\$47,000

	<i>self-management and self-efficacy</i>	
--	--	--

Proposed Expenditures for Retention of 6th Graders	
---	--

Description of Proposed Expenditures	Budget Amount
Continue and expand student celebrations like student of the month and honor roll; purchase supplies for school-wide and grade-level competitions to build school culture, like door decorating and Phoenix Games; organize and facilitate pep rallies to promote school spirit and highlight student activities and leadership.	\$400

Please submit your Measure G1 proposal to Cliff Hong (clifford.hong@ousd.org) and Karen Lozano (karen.lozano@ousd.org).



CliftonLarsonAllen LLP
CLAconnect.com

April 4, 2024

East Bay Innovation Academy
3400 Malcolm Avenue
Oakland, CA 94605
Attention: Miranda Thorman

Dear Miranda:

Enclosed is the organization's 2022 Exempt Organization return.

Specific filing instructions are as follows.

FORM 990 RETURN:

This return has qualified for electronic filing. After you have reviewed the return for completeness and accuracy, please sign, date and return Form 8879-TE to our office. We will transmit the return electronically to the IRS and no further action is required. Please return Form 8879-TE to us as soon as possible, but no later than by May 15, 2024 the filing deadline.

In addition, tax-exempt organizations must make available for public inspection a copy of their annual returns for the preceding three years and exemption application, if applicable. An organization generally must furnish filings to anyone who requests them in person or in writing. An exempt organization may meet this requirement by posting all the documents on its website or at another organizations site as part of a database of similar materials. Specific requirements must be met to meet this exception.

CALIFORNIA FORM 199 RETURN:

The California Form 199 return has qualified for electronic filing. After you have reviewed your return for completeness and accuracy, please sign, date and return Form 8453-EO to our office. We will then transmit your return to the FTB. Do not mail the paper copy of the return to the FTB.

No payment is required.

A few final reminders relating to your tax return filings:

- There are substantial penalties for failure to properly disclose and report foreign financial accounts and foreign activity. Please make sure you have informed us of any foreign financial accounts or foreign activity so that we have the necessary information to complete any required disclosures or filings.
- Be sure to review the returns prior to signing as you have final responsibility for all information included in the returns. Please contact us if you have any questions or concerns.
- We recommend you keep a paper or electronic copy of your tax returns permanently. Supporting documentation should be kept for a minimum of seven years based on IRS guidance.

CLA exists to create opportunities – for our clients, our people, and our communities. We value our relationship with you and thank you for your trust and confidence in allowing us to serve you. If we can assist you in making strategic, informed decisions in areas of tax or beyond, please contact us as questions arise throughout the year.

Sincerely,

CliftonLarsonAllen LLP

DRAFT



CliftonLarsonAllen LLP
CLAconnect.com

EAST BAY INNOVATION ACADEMY
FORM 990 INCOME TAX RETURN
FOR YEAR ENDED JUNE 30, 2023

DRAFT

Form **8879-TE**

IRS e-file Signature Authorization for a Tax Exempt Entity

OMB No. 1545-0047

For calendar year 2022, or fiscal year beginning JUL 1, 2022, and ending JUN 30, 2023

2022

Department of the Treasury
Internal Revenue Service

Do not send to the IRS. Keep for your records.
Go to www.irs.gov/Form8879TE for the latest information.

Name of filer

EAST BAY INNOVATION ACADEMY

EIN or SSN

46-2428863

Name and title of officer or person subject to tax

**MIRANDA THORMAN
EXECUTIVE DIRECTOR**

Part I Type of Return and Return Information

Check the box for the return for which you are using this Form 8879-TE and enter the applicable amount, if any, from the return. Form 8038-CP and Form 5330 filers may enter dollars and cents. For all other forms, enter whole dollars only. If you check the box on line 1a, 2a, 3a, 4a, 5a, 6a, 7a, 8a, 9a, or 10a below, and the amount on that line for the return being filed with this form was blank, then leave line 1b, 2b, 3b, 4b, 5b, 6b, 7b, 8b, 9b, or 10b, whichever is applicable, blank (do not enter -0-). But, if you entered -0- on the return, then enter -0- on the applicable line below. **Do not complete more than one line in Part I.**

1a Form 990 check here <input checked="" type="checkbox"/>	b Total revenue , if any (Form 990, Part VIII, column (A), line 12)	1b <u>8,462,749.</u>
2a Form 990-EZ check here <input type="checkbox"/>	b Total revenue , if any (Form 990-EZ, line 9)	2b _____
3a Form 1120-POL check here <input type="checkbox"/>	b Total tax (Form 1120-POL, line 22)	3b _____
4a Form 990-PF check here <input type="checkbox"/>	b Tax based on investment income (Form 990-PF, Part V, line 5)	4b _____
5a Form 8868 check here <input type="checkbox"/>	b Balance due (Form 8868, line 3c)	5b _____
6a Form 990-T check here <input type="checkbox"/>	b Total tax (Form 990-T, Part III, line 4)	6b _____
7a Form 4720 check here <input type="checkbox"/>	b Total tax (Form 4720, Part III, line 1)	7b _____
8a Form 5227 check here <input type="checkbox"/>	b FMV of assets at end of tax year (Form 5227, Item D)	8b _____
9a Form 5330 check here <input type="checkbox"/>	b Tax due (Form 5330, Part II, line 19)	9b _____
10a Form 8038-CP check here <input type="checkbox"/>	b Amount of credit payment requested (Form 8038-CP, Part III, line 22)	10b _____

Part II Declaration and Signature Authorization of Officer or Person Subject to Tax

Under penalties of perjury, I declare that I am an officer of the above entity or I am a person subject to tax with respect to (name of entity) _____, (EIN) _____ and that I have examined a copy of the 2022 electronic return and accompanying schedules and statements, and, to the best of my knowledge and belief, they are true, correct, and complete. I further declare that the amount in Part I above is the amount shown on the copy of the electronic return. I consent to allow my intermediate service provider, transmitter, or electronic return originator (ERO) to send the return to the IRS and to receive from the IRS (a) an acknowledgement of receipt or reason for rejection of the transmission, (b) the reason for any delay in processing the return or refund, and (c) the date of any refund. If applicable, I authorize the U.S. Treasury and its designated Financial Agent to initiate an electronic funds withdrawal (direct debit) entry to the financial institution account indicated in the tax preparation software for payment of the federal taxes owed on this return, and the financial institution to debit the entry to this account. To revoke a payment, I must contact the U.S. Treasury Financial Agent at 1-888-353-4537 no later than 2 business days prior to the payment (settlement) date. I also authorize the financial institutions involved in the processing of the electronic payment of taxes to receive confidential information necessary to answer inquiries and resolve issues related to the payment. I have selected a personal identification number (PIN) as my signature for the electronic return and, if applicable, the consent to electronic funds withdrawal.

PIN: check one box only

I authorize CLIFTONLARSONALLEN LLP to enter my PIN 94605
ERO firm name Enter five numbers, but do not enter all zeros

as my signature on the tax year 2022 electronically filed return. If I have indicated within this return that a copy of the return is being filed with a state agency(ies) regulating charities as part of the IRS Fed/State program, I also authorize the aforementioned ERO to enter my PIN on the return's disclosure consent screen.

As an officer or person subject to tax with respect to the entity, I will enter my PIN as my signature on the tax year 2022 electronically filed return. If I have indicated within this return that a copy of the return is being filed with a state agency(ies) regulating charities as part of the IRS Fed/State program, I will enter my PIN on the return's disclosure consent screen.

Signature of officer or person subject to tax

Date

Part III Certification and Authentication

ERO's EFIN/PIN. Enter your six-digit electronic filing identification number (EFIN) followed by your five-digit self-selected PIN.

95405291740

Do not enter all zeros

I certify that the above numeric entry is my PIN, which is my signature on the 2022 electronically filed return indicated above. I confirm that I am submitting this return in accordance with the requirements of Pub. 4163, Modernized e-File (MeF) Information for Authorized IRS e-file Providers for Business Returns.

ERO's signature

MARLEN GOMEZ

Date

04/04/24

ERO Must Retain This Form - See Instructions

Do Not Submit This Form to the IRS Unless Requested To Do So

LHA For Privacy Act and Paperwork Reduction Act Notice, see instructions.

Form **8879-TE** (2022)

Form **990**

Return of Organization Exempt From Income Tax

OMB No. 1545-0047

Under section 501(c), 527, or 4947(a)(1) of the Internal Revenue Code (except private foundations)

Do not enter social security numbers on this form as it may be made public.

Go to www.irs.gov/Form990 for instructions and the latest information.

2022

Open to Public Inspection

A For the 2022 calendar year, or tax year beginning **JUL 1, 2022** and ending **JUN 30, 2023**

B Check if applicable: <input type="checkbox"/> Address change <input type="checkbox"/> Name change <input type="checkbox"/> Initial return <input type="checkbox"/> Final return/terminated <input type="checkbox"/> Amended return <input type="checkbox"/> Application pending	C Name of organization EAST BAY INNOVATION ACADEMY Doing business as Number and street (or P.O. box if mail is not delivered to street address) Room/suite 3400 MALCOLM AVENUE City or town, state or province, country, and ZIP or foreign postal code OAKLAND, CA 94605 F Name and address of principal officer: MIRANDA THORMAN SAME AS C ABOVE	D Employer identification number 46-2428863 E Telephone number (510) 577-9557 G Gross receipts \$ 8,462,749. H(a) Is this a group return for subordinates? <input type="checkbox"/> Yes <input checked="" type="checkbox"/> No H(b) Are all subordinates included? <input type="checkbox"/> Yes <input type="checkbox"/> No If "No," attach a list. See instructions H(c) Group exemption number
I Tax-exempt status: <input checked="" type="checkbox"/> 501(c)(3) <input type="checkbox"/> 501(c) () (insert no.) <input type="checkbox"/> 4947(a)(1) or <input type="checkbox"/> 527		
J Website: WWW.EASTBAYIA.ORG		
K Form of organization: <input checked="" type="checkbox"/> Corporation <input type="checkbox"/> Trust <input type="checkbox"/> Association <input type="checkbox"/> Other		L Year of formation: 2013 M State of legal domicile: CA

Part I Summary

	1 Briefly describe the organization's mission or most significant activities: TO MANAGE, OPERATE, GUIDE, DIRECT, AND PROMOTE EAST BAY INNOVATION ACADEMY, A PUBLIC CHARTER		
	2 Check this box <input type="checkbox"/> if the organization discontinued its operations or disposed of more than 25% of its net assets.		
Activities & Governance	3 Number of voting members of the governing body (Part VI, line 1a)	3	6
	4 Number of independent voting members of the governing body (Part VI, line 1b)	4	6
	5 Total number of individuals employed in calendar year 2022 (Part V, line 2a)	5	68
	6 Total number of volunteers (estimate if necessary)	6	50
	7a Total unrelated business revenue from Part VIII, column (C), line 12	7a	0.
	b Net unrelated business taxable income from Form 990-T, Part I, line 11	7b	0.
	Revenue	8 Contributions and grants (Part VIII, line 1h)	Prior Year
9 Program service revenue (Part VIII, line 2g)		8,607,140.	8,342,760.
10 Investment income (Part VIII, column (A), lines 3, 4, and 7d)		41,248.	50,803.
11 Other revenue (Part VIII, column (A), lines 5, 6d, 8c, 9c, 10c, and 11e)		1.	5.
12 Total revenue - add lines 8 through 11 (must equal Part VIII, column (A), line 12)		793.	69,181.
12 Total revenue - add lines 8 through 11 (must equal Part VIII, column (A), line 12)		8,649,182.	8,462,749.
Expenses	13 Grants and similar amounts paid (Part IX, column (A), lines 1-3)	0.	0.
	14 Benefits paid to or for members (Part IX, column (A), line 4)	0.	0.
	15 Salaries, other compensation, employee benefits (Part IX, column (A), lines 5-10)	5,561,775.	5,532,261.
	16a Professional fundraising fees (Part IX, column (A), line 11e)	0.	0.
	b Total fundraising expenses (Part IX, column (D), line 25)	4,935.	
	17 Other expenses (Part IX, column (A), lines 11a-11d, 11f-24e)	2,118,888.	2,876,729.
18 Total expenses. Add lines 13-17 (must equal Part IX, column (A), line 25)	7,680,663.	8,408,990.	
19 Revenue less expenses. Subtract line 18 from line 12	968,519.	53,759.	
Net Assets or Fund Balances	20 Total assets (Part X, line 16)	Beginning of Current Year	End of Year
	21 Total liabilities (Part X, line 26)	2,595,879.	3,273,313.
	22 Net assets or fund balances. Subtract line 21 from line 20	566,277.	1,189,952.
22 Net assets or fund balances. Subtract line 21 from line 20	2,029,602.	2,083,361.	

Part II Signature Block

Under penalties of perjury, I declare that I have examined this return, including accompanying schedules and statements, and to the best of my knowledge and belief, it is true, correct, and complete. Declaration of preparer (other than officer) is based on all information of which preparer has any knowledge.

Sign Here	Signature of officer MIRANDA THORMAN, EXECUTIVE DIRECTOR	Date
	Type or print name and title	
Paid Preparer Use Only	Print/Type preparer's name MARLEN GOMEZ	Preparer's signature MARLEN GOMEZ
	Firm's name CLIFTONLARSONALLEN LLP	Date 04/04/24
	Firm's address 2210 EAST ROUTE 66 GLENORA, CA 91740	Check if self-employed <input type="checkbox"/> PTIN P01306775
		Firm's EIN 41-0746749
		Phone no. (626) 857-7300

May the IRS discuss this return with the preparer shown above? See instructions Yes No

Part III Statement of Program Service Accomplishments

Check if Schedule O contains a response or note to any line in this Part III

1 Briefly describe the organization's mission: TO PREPARE A DIVERSE GROUP OF STUDENTS TO BE SUCCESSFUL IN COLLEGE AND TO BE THOUGHTFUL, ENGAGED CITIZENS WHO ARE LEADERS AND INNOVATORS IN A 21ST CENTURY GLOBAL WORLD.

2 Did the organization undertake any significant program services during the year which were not listed on the prior Form 990 or 990-EZ? Yes No

3 Did the organization cease conducting, or make significant changes in how it conducts, any program services? Yes No

4 Describe the organization's program service accomplishments for each of its three largest program services, as measured by expenses.

4a (Code:) (Expenses \$ 7,266,776. including grants of \$) (Revenue \$ 58,252.) EAST BAY INNOVATION ACADEMY (EBIA) IS A COLLEGE PREPARATORY CHARTER SCHOOL OFFERING PUBLIC EDUCATION IN OAKLAND. EBIA SERVES STUDENTS THROUGH PERSONALIZED AND PROJECT-BASED LEARNING, AND BY LEVERAGING BEST PRACTICES IN CURRICULUM DESIGN AND TECHNOLOGY. DURING THE YEAR ENDED JUNE 30, 2023, THE SCHOOL SERVED APPROXIMATELY 510 STUDENTS IN GRADES 6-12 OVER 183-184 INSTRUCTIONAL DAYS.

4b (Code:) (Expenses \$ including grants of \$) (Revenue \$)

4c (Code:) (Expenses \$ including grants of \$) (Revenue \$)

4d Other program services (Describe on Schedule O.) (Expenses \$ including grants of \$) (Revenue \$)

4e Total program service expenses 7,266,776.

Part IV Checklist of Required Schedules

	Yes	No
1 Is the organization described in section 501(c)(3) or 4947(a)(1) (other than a private foundation)? <i>If "Yes," complete Schedule A</i>	X	
2 Is the organization required to complete <i>Schedule B, Schedule of Contributors</i> ? See instructions		X
3 Did the organization engage in direct or indirect political campaign activities on behalf of or in opposition to candidates for public office? <i>If "Yes," complete Schedule C, Part I</i>		X
4 Section 501(c)(3) organizations. Did the organization engage in lobbying activities, or have a section 501(h) election in effect during the tax year? <i>If "Yes," complete Schedule C, Part II</i>		X
5 Is the organization a section 501(c)(4), 501(c)(5), or 501(c)(6) organization that receives membership dues, assessments, or similar amounts as defined in Rev. Proc. 98-19? <i>If "Yes," complete Schedule C, Part III</i>		X
6 Did the organization maintain any donor advised funds or any similar funds or accounts for which donors have the right to provide advice on the distribution or investment of amounts in such funds or accounts? <i>If "Yes," complete Schedule D, Part I</i>		X
7 Did the organization receive or hold a conservation easement, including easements to preserve open space, the environment, historic land areas, or historic structures? <i>If "Yes," complete Schedule D, Part II</i>		X
8 Did the organization maintain collections of works of art, historical treasures, or other similar assets? <i>If "Yes," complete Schedule D, Part III</i>		X
9 Did the organization report an amount in Part X, line 21, for escrow or custodial account liability, serve as a custodian for amounts not listed in Part X; or provide credit counseling, debt management, credit repair, or debt negotiation services? <i>If "Yes," complete Schedule D, Part IV</i>		X
10 Did the organization, directly or through a related organization, hold assets in donor-restricted endowments or in quasi endowments? <i>If "Yes," complete Schedule D, Part V</i>		X
11 If the organization's answer to any of the following questions is "Yes," then complete Schedule D, Parts VI, VII, VIII, IX, or X, as applicable.		
a Did the organization report an amount for land, buildings, and equipment in Part X, line 10? <i>If "Yes," complete Schedule D, Part VI</i>		X
b Did the organization report an amount for investments - other securities in Part X, line 12, that is 5% or more of its total assets reported in Part X, line 16? <i>If "Yes," complete Schedule D, Part VII</i>		X
c Did the organization report an amount for investments - program related in Part X, line 13, that is 5% or more of its total assets reported in Part X, line 16? <i>If "Yes," complete Schedule D, Part VIII</i>		X
d Did the organization report an amount for other assets in Part X, line 15, that is 5% or more of its total assets reported in Part X, line 16? <i>If "Yes," complete Schedule D, Part IX</i>		X
e Did the organization report an amount for other liabilities in Part X, line 25? <i>If "Yes," complete Schedule D, Part X</i>	X	
f Did the organization's separate or consolidated financial statements for the tax year include a footnote that addresses the organization's liability for uncertain tax positions under FIN 48 (ASC 740)? <i>If "Yes," complete Schedule D, Part X</i>	X	
12a Did the organization obtain separate, independent audited financial statements for the tax year? <i>If "Yes," complete Schedule D, Parts XI and XII</i>		X
b Was the organization included in consolidated, independent audited financial statements for the tax year? <i>If "Yes," and if the organization answered "No" to line 12a, then completing Schedule D, Parts XI and XII is optional</i>		X
13 Is the organization a school described in section 170(b)(1)(A)(ii)? <i>If "Yes," complete Schedule E</i>	X	
14a Did the organization maintain an office, employees, or agents outside of the United States?		X
b Did the organization have aggregate revenues or expenses of more than \$10,000 from grantmaking, fundraising, business, investment, and program service activities outside the United States, or aggregate foreign investments valued at \$100,000 or more? <i>If "Yes," complete Schedule F, Parts I and IV</i>		X
15 Did the organization report on Part IX, column (A), line 3, more than \$5,000 of grants or other assistance to or for any foreign organization? <i>If "Yes," complete Schedule F, Parts II and IV</i>		X
16 Did the organization report on Part IX, column (A), line 3, more than \$5,000 of aggregate grants or other assistance to or for foreign individuals? <i>If "Yes," complete Schedule F, Parts III and IV</i>		X
17 Did the organization report a total of more than \$15,000 of expenses for professional fundraising services on Part IX, column (A), lines 6 and 11e? <i>If "Yes," complete Schedule G, Part I.</i> See instructions		X
18 Did the organization report more than \$15,000 total of fundraising event gross income and contributions on Part VIII, lines 1c and 8a? <i>If "Yes," complete Schedule G, Part II</i>		X
19 Did the organization report more than \$15,000 of gross income from gaming activities on Part VIII, line 9a? <i>If "Yes," complete Schedule G, Part III</i>		X
20a Did the organization operate one or more hospital facilities? <i>If "Yes," complete Schedule H</i>		X
b If "Yes" to line 20a, did the organization attach a copy of its audited financial statements to this return?		
21 Did the organization report more than \$5,000 of grants or other assistance to any domestic organization or domestic government on Part IX, column (A), line 1? <i>If "Yes," complete Schedule I, Parts I and II</i>		X

Part IV Checklist of Required Schedules (continued)

	Yes	No
22 Did the organization report more than \$5,000 of grants or other assistance to or for domestic individuals on Part IX, column (A), line 2? <i>If "Yes," complete Schedule I, Parts I and III</i>		X
23 Did the organization answer "Yes" to Part VII, Section A, line 3, 4, or 5, about compensation of the organization's current and former officers, directors, trustees, key employees, and highest compensated employees? <i>If "Yes," complete Schedule J</i>		X
24a Did the organization have a tax-exempt bond issue with an outstanding principal amount of more than \$100,000 as of the last day of the year, that was issued after December 31, 2002? <i>If "Yes," answer lines 24b through 24d and complete Schedule K. If "No," go to line 25a</i>		X
b Did the organization invest any proceeds of tax-exempt bonds beyond a temporary period exception?		
c Did the organization maintain an escrow account other than a refunding escrow at any time during the year to defease any tax-exempt bonds?		
d Did the organization act as an "on behalf of" issuer for bonds outstanding at any time during the year?		
25a Section 501(c)(3), 501(c)(4), and 501(c)(29) organizations. Did the organization engage in an excess benefit transaction with a disqualified person during the year? <i>If "Yes," complete Schedule L, Part I</i>		X
b Is the organization aware that it engaged in an excess benefit transaction with a disqualified person in a prior year, and that the transaction has not been reported on any of the organization's prior Forms 990 or 990-EZ? <i>If "Yes," complete Schedule L, Part I</i>		X
26 Did the organization report any amount on Part X, line 5 or 22, for receivables from or payables to any current or former officer, director, trustee, key employee, creator or founder, substantial contributor, or 35% controlled entity or family member of any of these persons? <i>If "Yes," complete Schedule L, Part II</i>		X
27 Did the organization provide a grant or other assistance to any current or former officer, director, trustee, key employee, creator or founder, substantial contributor or employee thereof, a grant selection committee member, or to a 35% controlled entity (including an employee thereof) or family member of any of these persons? <i>If "Yes," complete Schedule L, Part III</i>		X
28 Was the organization a party to a business transaction with one of the following parties (see the Schedule L, Part IV, instructions for applicable filing thresholds, conditions, and exceptions):		
a A current or former officer, director, trustee, key employee, creator or founder, or substantial contributor? <i>If "Yes," complete Schedule L, Part IV</i>		X
b A family member of any individual described in line 28a? <i>If "Yes," complete Schedule L, Part IV</i>		X
c A 35% controlled entity of one or more individuals and/or organizations described in line 28a or 28b? <i>If "Yes," complete Schedule L, Part IV</i>		X
29 Did the organization receive more than \$25,000 in non-cash contributions? <i>If "Yes," complete Schedule M</i>		X
30 Did the organization receive contributions of art, historical treasures, or other similar assets, or qualified conservation contributions? <i>If "Yes," complete Schedule M</i>		X
31 Did the organization liquidate, terminate, or dissolve and cease operations? <i>If "Yes," complete Schedule N, Part I</i>		X
32 Did the organization sell, exchange, dispose of, or transfer more than 25% of its net assets? <i>If "Yes," complete Schedule N, Part II</i>		X
33 Did the organization own 100% of an entity disregarded as separate from the organization under Regulations sections 301.7701-2 and 301.7701-3? <i>If "Yes," complete Schedule R, Part I</i>		X
34 Was the organization related to any tax-exempt or taxable entity? <i>If "Yes," complete Schedule R, Part II, III, or IV, and Part V, line 1</i>		X
35a Did the organization have a controlled entity within the meaning of section 512(b)(13)?		X
b If "Yes" to line 35a, did the organization receive any payment from or engage in any transaction with a controlled entity within the meaning of section 512(b)(13)? <i>If "Yes," complete Schedule R, Part V, line 2</i>		
36 Section 501(c)(3) organizations. Did the organization make any transfers to an exempt non-charitable related organization? <i>If "Yes," complete Schedule R, Part V, line 2</i>		X
37 Did the organization conduct more than 5% of its activities through an entity that is not a related organization and that is treated as a partnership for federal income tax purposes? <i>If "Yes," complete Schedule R, Part VI</i>		X
38 Did the organization complete Schedule O and provide explanations on Schedule O for Part VI, lines 11b and 19?	X	

Note: All Form 990 filers are required to complete Schedule O

Part V Statements Regarding Other IRS Filings and Tax Compliance

Check if Schedule O contains a response or note to any line in this Part V

	Yes	No
1a Enter the number reported in box 3 of Form 1096. Enter -0- if not applicable		
b Enter the number of Forms W-2G included on line 1a. Enter -0- if not applicable		
c Did the organization comply with backup withholding rules for reportable payments to vendors and reportable gaming (gambling) winnings to prize winners?	X	

Part V Statements Regarding Other IRS Filings and Tax Compliance (continued)

		Yes	No
2a	Enter the number of employees reported on Form W-3, Transmittal of Wage and Tax Statements, filed for the calendar year ending with or within the year covered by this return 2a 68		
b	If at least one is reported on line 2a, did the organization file all required federal employment tax returns?	X	
3a	Did the organization have unrelated business gross income of \$1,000 or more during the year?		X
b	If "Yes," has it filed a Form 990-T for this year? <i>If "No" to line 3b, provide an explanation on Schedule O</i>		
4a	At any time during the calendar year, did the organization have an interest in, or a signature or other authority over, a financial account in a foreign country (such as a bank account, securities account, or other financial account)?		X
b	If "Yes," enter the name of the foreign country _____ See instructions for filing requirements for FinCEN Form 114, Report of Foreign Bank and Financial Accounts (FBAR).		
5a	Was the organization a party to a prohibited tax shelter transaction at any time during the tax year?		X
b	Did any taxable party notify the organization that it was or is a party to a prohibited tax shelter transaction?		X
c	If "Yes" to line 5a or 5b, did the organization file Form 8886-T?		
6a	Does the organization have annual gross receipts that are normally greater than \$100,000, and did the organization solicit any contributions that were not tax deductible as charitable contributions?		X
b	If "Yes," did the organization include with every solicitation an express statement that such contributions or gifts were not tax deductible?		
7	Organizations that may receive deductible contributions under section 170(c).		
a	Did the organization receive a payment in excess of \$75 made partly as a contribution and partly for goods and services provided to the payor?		X
b	If "Yes," did the organization notify the donor of the value of the goods or services provided?		
c	Did the organization sell, exchange, or otherwise dispose of tangible personal property for which it was required to file Form 8282?		X
d	If "Yes," indicate the number of Forms 8282 filed during the year 7d		
e	Did the organization receive any funds, directly or indirectly, to pay premiums on a personal benefit contract?		X
f	Did the organization, during the year, pay premiums, directly or indirectly, on a personal benefit contract?		X
g	If the organization received a contribution of qualified intellectual property, did the organization file Form 8899 as required? ...		
h	If the organization received a contribution of cars, boats, airplanes, or other vehicles, did the organization file a Form 1098-C?		
8	Sponsoring organizations maintaining donor advised funds. Did a donor advised fund maintained by the sponsoring organization have excess business holdings at any time during the year?		
9	Sponsoring organizations maintaining donor advised funds.		
a	Did the sponsoring organization make any taxable distributions under section 4966?		
b	Did the sponsoring organization make a distribution to a donor, donor advisor, or related person?		
10	Section 501(c)(7) organizations. Enter:		
a	Initiation fees and capital contributions included on Part VIII, line 12 10a		
b	Gross receipts, included on Form 990, Part VIII, line 12, for public use of club facilities 10b		
11	Section 501(c)(12) organizations. Enter:		
a	Gross income from members or shareholders 11a		
b	Gross income from other sources. (Do not net amounts due or paid to other sources against amounts due or received from them.) 11b		
12a	Section 4947(a)(1) non-exempt charitable trusts. Is the organization filing Form 990 in lieu of Form 1041?		
b	If "Yes," enter the amount of tax-exempt interest received or accrued during the year 12b		
13	Section 501(c)(29) qualified nonprofit health insurance issuers.		
a	Is the organization licensed to issue qualified health plans in more than one state?		
	Note: See the instructions for additional information the organization must report on Schedule O.		
b	Enter the amount of reserves the organization is required to maintain by the states in which the organization is licensed to issue qualified health plans 13b		
c	Enter the amount of reserves on hand 13c		
14a	Did the organization receive any payments for indoor tanning services during the tax year?		X
b	If "Yes," has it filed a Form 720 to report these payments? <i>If "No," provide an explanation on Schedule O</i>		
15	Is the organization subject to the section 4960 tax on payment(s) of more than \$1,000,000 in remuneration or excess parachute payment(s) during the year?		X
	If "Yes," see the instructions and file Form 4720, Schedule N.		
16	Is the organization an educational institution subject to the section 4968 excise tax on net investment income?		X
	If "Yes," complete Form 4720, Schedule O.		
17	Section 501(c)(21) organizations. Did the trust, or any disqualified or other person engage in any activities that would result in the imposition of an excise tax under section 4951, 4952 or 4953?		
	If "Yes," complete Form 6069.		

Part VI Governance, Management, and Disclosure. For each "Yes" response to lines 2 through 7b below, and for a "No" response to line 8a, 8b, or 10b below, describe the circumstances, processes, or changes on Schedule O. See instructions.

Check if Schedule O contains a response or note to any line in this Part VI

Section A. Governing Body and Management

		Yes	No
1a	Enter the number of voting members of the governing body at the end of the tax year If there are material differences in voting rights among members of the governing body, or if the governing body delegated broad authority to an executive committee or similar committee, explain on Schedule O.		
1b	Enter the number of voting members included on line 1a, above, who are independent		
2	Did any officer, director, trustee, or key employee have a family relationship or a business relationship with any other officer, director, trustee, or key employee?		X
3	Did the organization delegate control over management duties customarily performed by or under the direct supervision of officers, directors, trustees, or key employees to a management company or other person?		X
4	Did the organization make any significant changes to its governing documents since the prior Form 990 was filed?		X
5	Did the organization become aware during the year of a significant diversion of the organization's assets?		X
6	Did the organization have members or stockholders?		X
7a	Did the organization have members, stockholders, or other persons who had the power to elect or appoint one or more members of the governing body?		X
7b	Are any governance decisions of the organization reserved to (or subject to approval by) members, stockholders, or persons other than the governing body?		X
8	Did the organization contemporaneously document the meetings held or written actions undertaken during the year by the following:		
8a	The governing body?	X	
8b	Each committee with authority to act on behalf of the governing body?		X
9	Is there any officer, director, trustee, or key employee listed in Part VII, Section A, who cannot be reached at the organization's mailing address? If "Yes," provide the names and addresses on Schedule O		X

Section B. Policies (This Section B requests information about policies not required by the Internal Revenue Code.)

		Yes	No
10a	Did the organization have local chapters, branches, or affiliates?		X
10b	If "Yes," did the organization have written policies and procedures governing the activities of such chapters, affiliates, and branches to ensure their operations are consistent with the organization's exempt purposes?		
11a	Has the organization provided a complete copy of this Form 990 to all members of its governing body before filing the form?	X	
11b	Describe on Schedule O the process, if any, used by the organization to review this Form 990.		
12a	Did the organization have a written conflict of interest policy? If "No," go to line 13	X	
12b	Were officers, directors, or trustees, and key employees required to disclose annually interests that could give rise to conflicts?	X	
12c	Did the organization regularly and consistently monitor and enforce compliance with the policy? If "Yes," describe on Schedule O how this was done	X	
13	Did the organization have a written whistleblower policy?	X	
14	Did the organization have a written document retention and destruction policy?	X	
15	Did the process for determining compensation of the following persons include a review and approval by independent persons, comparability data, and contemporaneous substantiation of the deliberation and decision?		
15a	The organization's CEO, Executive Director, or top management official	X	
15b	Other officers or key employees of the organization	X	
	If "Yes" to line 15a or 15b, describe the process on Schedule O. See instructions.		
16a	Did the organization invest in, contribute assets to, or participate in a joint venture or similar arrangement with a taxable entity during the year?		X
16b	If "Yes," did the organization follow a written policy or procedure requiring the organization to evaluate its participation in joint venture arrangements under applicable federal tax law, and take steps to safeguard the organization's exempt status with respect to such arrangements?		

Section C. Disclosure

- 17** List the states with which a copy of this Form 990 is required to be filed CA
- 18** Section 6104 requires an organization to make its Forms 1023 (1024 or 1024-A, if applicable), 990, and 990-T (section 501(c)(3)s only) available for public inspection. Indicate how you made these available. Check all that apply.
 Own website Another's website Upon request Other (explain on Schedule O)
- 19** Describe on Schedule O whether (and if so, how) the organization made its governing documents, conflict of interest policy, and financial statements available to the public during the tax year.
- 20** State the name, address, and telephone number of the person who possesses the organization's books and records
MIRANDA THORMAN - (510)577-9557
3400 MALCOLM AVENUE, OAKLAND, CA 94605

Part VII Compensation of Officers, Directors, Trustees, Key Employees, Highest Compensated Employees, and Independent Contractors

Check if Schedule O contains a response or note to any line in this Part VII

Section A. Officers, Directors, Trustees, Key Employees, and Highest Compensated Employees

1a Complete this table for all persons required to be listed. Report compensation for the calendar year ending with or within the organization's tax year.

- List all of the organization's **current** officers, directors, trustees (whether individuals or organizations), regardless of amount of compensation. Enter -0- in columns (D), (E), and (F) if no compensation was paid.
 - List all of the organization's **current** key employees, if any. See the instructions for definition of "key employee."
 - List the organization's five **current** highest compensated employees (other than an officer, director, trustee, or key employee) who received reportable compensation (box 5 of Form W-2, box 6 of Form 1099-MISC, and/or box 1 of Form 1099-NEC) of more than \$100,000 from the organization and any related organizations.
 - List all of the organization's **former** officers, key employees, and highest compensated employees who received more than \$100,000 of reportable compensation from the organization and any related organizations.
 - List all of the organization's **former directors or trustees** that received, in the capacity as a former director or trustee of the organization, more than \$10,000 of reportable compensation from the organization and any related organizations.
- See the instructions for the order in which to list the persons above.

Check this box if neither the organization nor any related organization compensated any current officer, director, or trustee.

(A) Name and title	(B) Average hours per week (list any hours for related organizations below line)	(C) Position (do not check more than one box, unless person is both an officer and a director/trustee)						(D) Reportable compensation from the organization (W-2/1099-MISC/1099-NEC)	(E) Reportable compensation from related organizations (W-2/1099-MISC/1099-NEC)	(F) Estimated amount of other compensation from the organization and related organizations
		Individual trustee or director	Institutional trustee	Officer	Key employee	Highest compensated employee	Former			
(1) FRANCESCA FAY ACADEMIC DEAN	40.00				X		140,056.	0.	0.	
(2) CHRISTINE L MANDILAG LINKED LEARNING DIRECTOR	40.00				X		134,930.	0.	0.	
(3) DIANE WAITE ENGLISH TEACHER	40.00				X		106,681.	0.	2,175.	
(4) HARI VASU DEVAN MATH TEACHER	40.00				X		108,765.	0.	0.	
(5) MICHELLE CHO EXECUTIVE DIRECTOR	40.00			X			107,923.	0.	0.	
(6) NICOLE SMITH SCHOOL PSYCHOLOGIST	40.00				X		102,980.	0.	0.	
(7) JENNA STAUFFER INTERIM CO-EXECUTIVE DIRECTOR	40.00			X			85,963.	0.	0.	
(8) CAROLYN GRAMSTORFF INTERIM CO-EXECUTIVE DIRECTOR	40.00			X			64,415.	0.	0.	
(9) MIRANDA THORMAN EXECUTIVE DIRECTOR (START 6/29/23)	40.00			X			0.	0.	0.	
(10) ROCHELLE BENNING BOARD CHAIR	5.00	X		X			0.	0.	0.	
(11) KELLY GARCIA SECRETARY	5.00	X		X			0.	0.	0.	
(12) DR. BRADLEY EDGAR BOARD MEMBER	5.00	X					0.	0.	0.	
(13) DEVIN KRUGMAN BOARD MEMBER	5.00	X					0.	0.	0.	
(14) MICHAEL DESOUSA BOARD MEMBER	5.00	X					0.	0.	0.	
(15) BRETT VAN ZUIDEN BOARD MEMBER	5.00	X					0.	0.	0.	

Part VIII Statement of Revenue

Check if Schedule O contains a response or note to any line in this Part VIII

			(A)	(B)	(C)	(D)	
			Total revenue	Related or exempt function revenue	Unrelated business revenue	Revenue excluded from tax under sections 512 - 514	
Contributions, Gifts, Grants and Other Similar Amounts	1 a Federated campaigns	1a					
	b Membership dues	1b					
	c Fundraising events	1c					
	d Related organizations	1d					
	e Government grants (contributions)	1e	8,264,048.				
	f All other contributions, gifts, grants, and similar amounts not included above ...	1f	78,712.				
	g Noncash contributions included in lines 1a-1f	1g	\$				
	h Total. Add lines 1a-1f		8,342,760.				
Program Service Revenue	2 a AFTER SCHOOL PRGM REV	Business Code	611710	50,803.	50,803.		
	b						
	c						
	d						
	e						
	f All other program service revenue						
	g Total. Add lines 2a-2f			50,803.			
Other Revenue	3 Investment income (including dividends, interest, and other similar amounts)		5.			5.	
	4 Income from investment of tax-exempt bond proceeds						
	5 Royalties						
	6 a Gross rents	6a	(i) Real				
			(ii) Personal				
	b Less: rental expenses ...	6b					
	c Rental income or (loss)	6c					
	d Net rental income or (loss)						
	7 a Gross amount from sales of assets other than inventory	7a	(i) Securities				
			(ii) Other				
	b Less: cost or other basis and sales expenses	7b					
	c Gain or (loss)	7c					
d Net gain or (loss)							
8 a Gross income from fundraising events (not including \$ _____ of contributions reported on line 1c). See Part IV, line 18	8a						
b Less: direct expenses	8b						
c Net income or (loss) from fundraising events							
9 a Gross income from gaming activities. See Part IV, line 19	9a						
b Less: direct expenses	9b						
c Net income or (loss) from gaming activities							
10 a Gross sales of inventory, less returns and allowances	10a						
b Less: cost of goods sold	10b						
c Net income or (loss) from sales of inventory							
Miscellaneous Revenue	11 a WRITE OFF AND REFUNDS	Business Code	900099	61,636.		61,636.	
	b STUDENT ACTIVITY FEES		900099	7,449.	7,449.		
	c FOOD SERVICE SALES		900099	96.		96.	
	d All other revenue						
	e Total. Add lines 11a-11d			69,181.			
12 Total revenue. See instructions			8,462,749.	58,252.	0.	61,737.	

Part IX Statement of Functional Expenses

Section 501(c)(3) and 501(c)(4) organizations must complete all columns. All other organizations must complete column (A).

Check if Schedule O contains a response or note to any line in this Part IX X

Do not include amounts reported on lines 6b, 7b, 8b, 9b, and 10b of Part VIII.	(A) Total expenses	(B) Program service expenses	(C) Management and general expenses	(D) Fundraising expenses
1 Grants and other assistance to domestic organizations and domestic governments. See Part IV, line 21 ...				
2 Grants and other assistance to domestic individuals. See Part IV, line 22				
3 Grants and other assistance to foreign organizations, foreign governments, and foreign individuals. See Part IV, lines 15 and 16				
4 Benefits paid to or for members				
5 Compensation of current officers, directors, trustees, and key employees	33,710.	32,025.	1,685.	
6 Compensation not included above to disqualified persons (as defined under section 4958(f)(1)) and persons described in section 4958(c)(3)(B)				
7 Other salaries and wages	4,385,508.	4,149,131.	236,377.	
8 Pension plan accruals and contributions (include section 401(k) and 403(b) employer contributions)	624,338.	596,353.	27,985.	
9 Other employee benefits	348,957.	330,202.	18,755.	
10 Payroll taxes	139,748.	129,989.	9,759.	
11 Fees for services (nonemployees):				
a Management				
b Legal	85,246.		85,246.	
c Accounting	18,814.		18,814.	
d Lobbying				
e Professional fundraising services. See Part IV, line 17				
f Investment management fees				
g Other. (If line 11g amount exceeds 10% of line 25, column (A), amount, list line 11g expenses on Sch O.)	1,180,619.	965,343.	215,276.	
12 Advertising and promotion	12,911.	12,911.		
13 Office expenses	77,018.	31,602.	45,416.	
14 Information technology	95,949.	95,949.		
15 Royalties				
16 Occupancy	727,813.	475,453.	252,360.	
17 Travel	28,104.	28,104.		
18 Payments of travel or entertainment expenses for any federal, state, or local public officials ...				
19 Conferences, conventions, and meetings				
20 Interest				
21 Payments to affiliates				
22 Depreciation, depletion, and amortization				
23 Insurance	120,621.		120,621.	
24 Other expenses. Itemize expenses not covered above. (List miscellaneous expenses on line 24e. If line 24e amount exceeds 10% of line 25, column (A), amount, list line 24e expenses on Schedule O.)				
a INSTRUCTIONAL MATERIALS	328,918.	308,301.	20,617.	
b _____				
c _____				
d _____				
e All other expenses _____	200,716.	111,413.	84,368.	4,935.
25 Total functional expenses. Add lines 1 through 24e	8,408,990.	7,266,776.	1,137,279.	4,935.
26 Joint costs. Complete this line only if the organization reported in column (B) joint costs from a combined educational campaign and fundraising solicitation. Check here <input type="checkbox"/> if following SOP 98-2 (ASC 958-720)				

Part X Balance Sheet

Check if Schedule O contains a response or note to any line in this Part X

		(A) Beginning of year		(B) End of year
Assets	1 Cash - non-interest-bearing	1,357,367.	1	1,617,375.
	2 Savings and temporary cash investments	5,730.	2	5,736.
	3 Pledges and grants receivable, net		3	
	4 Accounts receivable, net	1,168,733.	4	1,456,643.
	5 Loans and other receivables from any current or former officer, director, trustee, key employee, creator or founder, substantial contributor, or 35% controlled entity or family member of any of these persons		5	
	6 Loans and other receivables from other disqualified persons (as defined under section 4958(f)(1)), and persons described in section 4958(c)(3)(B)		6	
	7 Notes and loans receivable, net		7	
	8 Inventories for sale or use		8	
	9 Prepaid expenses and deferred charges	64,049.	9	49,950.
	10a Land, buildings, and equipment: cost or other basis. Complete Part VI of Schedule D	10a		
	b Less: accumulated depreciation	10b	10c	
	11 Investments - publicly traded securities		11	
	12 Investments - other securities. See Part IV, line 11		12	
	13 Investments - program-related. See Part IV, line 11		13	
	14 Intangible assets		14	
	15 Other assets. See Part IV, line 11	0.	15	143,609.
16 Total assets. Add lines 1 through 15 (must equal line 33)	2,595,879.	16	3,273,313.	
Liabilities	17 Accounts payable and accrued expenses	338,107.	17	370,168.
	18 Grants payable		18	
	19 Deferred revenue	228,170.	19	669,208.
	20 Tax-exempt bond liabilities		20	
	21 Escrow or custodial account liability. Complete Part IV of Schedule D		21	
	22 Loans and other payables to any current or former officer, director, trustee, key employee, creator or founder, substantial contributor, or 35% controlled entity or family member of any of these persons		22	
	23 Secured mortgages and notes payable to unrelated third parties		23	
	24 Unsecured notes and loans payable to unrelated third parties		24	
	25 Other liabilities (including federal income tax, payables to related third parties, and other liabilities not included on lines 17-24). Complete Part X of Schedule D	0.	25	150,576.
	26 Total liabilities. Add lines 17 through 25	566,277.	26	1,189,952.
Net Assets or Fund Balances	Organizations that follow FASB ASC 958, check here <input checked="" type="checkbox"/> and complete lines 27, 28, 32, and 33.			
	27 Net assets without donor restrictions	2,029,602.	27	2,083,361.
	28 Net assets with donor restrictions		28	
	Organizations that do not follow FASB ASC 958, check here <input type="checkbox"/> and complete lines 29 through 33.			
	29 Capital stock or trust principal, or current funds		29	
	30 Paid-in or capital surplus, or land, building, or equipment fund		30	
	31 Retained earnings, endowment, accumulated income, or other funds		31	
	32 Total net assets or fund balances	2,029,602.	32	2,083,361.
	33 Total liabilities and net assets/fund balances	2,595,879.	33	3,273,313.

Part XI Reconciliation of Net Assets

Check if Schedule O contains a response or note to any line in this Part XI

1	Total revenue (must equal Part VIII, column (A), line 12)	1	8,462,749.
2	Total expenses (must equal Part IX, column (A), line 25)	2	8,408,990.
3	Revenue less expenses. Subtract line 2 from line 1	3	53,759.
4	Net assets or fund balances at beginning of year (must equal Part X, line 32, column (A))	4	2,029,602.
5	Net unrealized gains (losses) on investments	5	
6	Donated services and use of facilities	6	
7	Investment expenses	7	
8	Prior period adjustments	8	
9	Other changes in net assets or fund balances (explain on Schedule O)	9	0.
10	Net assets or fund balances at end of year. Combine lines 3 through 9 (must equal Part X, line 32, column (B))	10	2,083,361.

Part XII Financial Statements and Reporting

Check if Schedule O contains a response or note to any line in this Part XII

	Yes	No
1 Accounting method used to prepare the Form 990: <input type="checkbox"/> Cash <input checked="" type="checkbox"/> Accrual <input type="checkbox"/> Other		
If the organization changed its method of accounting from a prior year or checked "Other," explain on Schedule O.		
2a Were the organization's financial statements compiled or reviewed by an independent accountant?		X
If "Yes," check a box below to indicate whether the financial statements for the year were compiled or reviewed on a separate basis, consolidated basis, or both:		
<input type="checkbox"/> Separate basis <input type="checkbox"/> Consolidated basis <input type="checkbox"/> Both consolidated and separate basis		
b Were the organization's financial statements audited by an independent accountant?	X	
If "Yes," check a box below to indicate whether the financial statements for the year were audited on a separate basis, consolidated basis, or both:		
<input checked="" type="checkbox"/> Separate basis <input type="checkbox"/> Consolidated basis <input type="checkbox"/> Both consolidated and separate basis		
c If "Yes" to line 2a or 2b, does the organization have a committee that assumes responsibility for oversight of the audit, review, or compilation of its financial statements and selection of an independent accountant?	X	
If the organization changed either its oversight process or selection process during the tax year, explain on Schedule O.		
3a As a result of a federal award, was the organization required to undergo an audit or audits as set forth in the Uniform Guidance, 2 C.F.R. Part 200, Subpart F?		X
b If "Yes," did the organization undergo the required audit or audits? If the organization did not undergo the required audit or audits, explain why on Schedule O and describe any steps taken to undergo such audits		

Form 990 (2022)

Part II Support Schedule for Organizations Described in Sections 170(b)(1)(A)(iv) and 170(b)(1)(A)(vi)

(Complete only if you checked the box on line 5, 7, or 8 of Part I or if the organization failed to qualify under Part III. If the organization fails to qualify under the tests listed below, please complete Part III.)

Section A. Public Support

Calendar year (or fiscal year beginning in)	(a) 2018	(b) 2019	(c) 2020	(d) 2021	(e) 2022	(f) Total
1 Gifts, grants, contributions, and membership fees received. (Do not include any "unusual grants.")						
2 Tax revenues levied for the organization's benefit and either paid to or expended on its behalf						
3 The value of services or facilities furnished by a governmental unit to the organization without charge						
4 Total. Add lines 1 through 3						
5 The portion of total contributions by each person (other than a governmental unit or publicly supported organization) included on line 1 that exceeds 2% of the amount shown on line 11, column (f)						
6 Public support. Subtract line 5 from line 4.						

Section B. Total Support

Calendar year (or fiscal year beginning in)	(a) 2018	(b) 2019	(c) 2020	(d) 2021	(e) 2022	(f) Total
7 Amounts from line 4						
8 Gross income from interest, dividends, payments received on securities loans, rents, royalties, and income from similar sources						
9 Net income from unrelated business activities, whether or not the business is regularly carried on						
10 Other income. Do not include gain or loss from the sale of capital assets (Explain in Part VI.)						
11 Total support. Add lines 7 through 10						
12 Gross receipts from related activities, etc. (see instructions)					12	
13 First 5 years. If the Form 990 is for the organization's first, second, third, fourth, or fifth tax year as a section 501(c)(3) organization, check this box and stop here						<input type="checkbox"/>

Section C. Computation of Public Support Percentage

14 Public support percentage for 2022 (line 6, column (f), divided by line 11, column (f))	14	%
15 Public support percentage from 2021 Schedule A, Part II, line 14	15	%
16a 33 1/3% support test - 2022. If the organization did not check the box on line 13, and line 14 is 33 1/3% or more, check this box and stop here. The organization qualifies as a publicly supported organization		<input type="checkbox"/>
b 33 1/3% support test - 2021. If the organization did not check a box on line 13 or 16a, and line 15 is 33 1/3% or more, check this box and stop here. The organization qualifies as a publicly supported organization		<input type="checkbox"/>
17a 10% -facts-and-circumstances test - 2022. If the organization did not check a box on line 13, 16a, or 16b, and line 14 is 10% or more, and if the organization meets the facts-and-circumstances test, check this box and stop here. Explain in Part VI how the organization meets the facts-and-circumstances test. The organization qualifies as a publicly supported organization		<input type="checkbox"/>
b 10% -facts-and-circumstances test - 2021. If the organization did not check a box on line 13, 16a, 16b, or 17a, and line 15 is 10% or more, and if the organization meets the facts-and-circumstances test, check this box and stop here. Explain in Part VI how the organization meets the facts-and-circumstances test. The organization qualifies as a publicly supported organization		<input type="checkbox"/>
18 Private foundation. If the organization did not check a box on line 13, 16a, 16b, 17a, or 17b, check this box and see instructions		<input type="checkbox"/>

Part III Support Schedule for Organizations Described in Section 509(a)(2)

(Complete only if you checked the box on line 10 of Part I or if the organization failed to qualify under Part II. If the organization fails to qualify under the tests listed below, please complete Part II.)

Section A. Public Support

Table with 7 columns: (a) 2018, (b) 2019, (c) 2020, (d) 2021, (e) 2022, (f) Total. Rows include: 1 Gifts, grants, contributions, and membership fees received; 2 Gross receipts from admissions; 3 Gross receipts from activities that are not an unrelated trade or business; 4 Tax revenues levied for the organization's benefit; 5 The value of services or facilities furnished by a governmental unit; 6 Total; 7a Amounts included on lines 1, 2, and 3; 7b Amounts included on lines 2 and 3 from other than disqualified persons; 8 Public support.

Section B. Total Support

Table with 7 columns: (a) 2018, (b) 2019, (c) 2020, (d) 2021, (e) 2022, (f) Total. Rows include: 9 Amounts from line 6; 10a Gross income from interest, dividends, payments received on securities loans, rents, royalties, and income from similar sources; 10b Unrelated business taxable income; 10c Add lines 10a and 10b; 11 Net income from unrelated business activities not included on line 10b; 12 Other income; 13 Total support.

14 First 5 years. If the Form 990 is for the organization's first, second, third, fourth, or fifth tax year as a section 501(c)(3) organization, check this box and stop here

Section C. Computation of Public Support Percentage

Table with 2 columns: Description, Percentage. Row 15: Public support percentage for 2022 (line 8, column (f), divided by line 13, column (f)) 15%. Row 16: Public support percentage from 2021 Schedule A, Part III, line 15 16%.

Section D. Computation of Investment Income Percentage

Table with 2 columns: Description, Percentage. Row 17: Investment income percentage for 2022 (line 10c, column (f), divided by line 13, column (f)) 17%. Row 18: Investment income percentage from 2021 Schedule A, Part III, line 17 18%.

19a 33 1/3% support tests - 2022. If the organization did not check the box on line 14, and line 15 is more than 33 1/3%, and line 17 is not more than 33 1/3%, check this box and stop here. The organization qualifies as a publicly supported organization

b 33 1/3% support tests - 2021. If the organization did not check a box on line 14 or line 19a, and line 16 is more than 33 1/3%, and line 18 is not more than 33 1/3%, check this box and stop here. The organization qualifies as a publicly supported organization

20 Private foundation. If the organization did not check a box on line 14, 19a, or 19b, check this box and see instructions

Part IV Supporting Organizations

(Complete only if you checked a box on line 12 of Part I. If you checked box 12a, Part I, complete Sections A and B. If you checked box 12b, Part I, complete Sections A and C. If you checked box 12c, Part I, complete Sections A, D, and E. If you checked box 12d, Part I, complete Sections A and D, and complete Part V.)

Section A. All Supporting Organizations

	Yes	No
1 Are all of the organization's supported organizations listed by name in the organization's governing documents? <i>If "No," describe in Part VI how the supported organizations are designated. If designated by class or purpose, describe the designation. If historic and continuing relationship, explain.</i>		
2 Did the organization have any supported organization that does not have an IRS determination of status under section 509(a)(1) or (2)? <i>If "Yes," explain in Part VI how the organization determined that the supported organization was described in section 509(a)(1) or (2).</i>		
3a Did the organization have a supported organization described in section 501(c)(4), (5), or (6)? <i>If "Yes," answer lines 3b and 3c below.</i>		
b Did the organization confirm that each supported organization qualified under section 501(c)(4), (5), or (6) and satisfied the public support tests under section 509(a)(2)? <i>If "Yes," describe in Part VI when and how the organization made the determination.</i>		
c Did the organization ensure that all support to such organizations was used exclusively for section 170(c)(2)(B) purposes? <i>If "Yes," explain in Part VI what controls the organization put in place to ensure such use.</i>		
4a Was any supported organization not organized in the United States ("foreign supported organization")? <i>If "Yes," and if you checked box 12a or 12b in Part I, answer lines 4b and 4c below.</i>		
b Did the organization have ultimate control and discretion in deciding whether to make grants to the foreign supported organization? <i>If "Yes," describe in Part VI how the organization had such control and discretion despite being controlled or supervised by or in connection with its supported organizations.</i>		
c Did the organization support any foreign supported organization that does not have an IRS determination under sections 501(c)(3) and 509(a)(1) or (2)? <i>If "Yes," explain in Part VI what controls the organization used to ensure that all support to the foreign supported organization was used exclusively for section 170(c)(2)(B) purposes.</i>		
5a Did the organization add, substitute, or remove any supported organizations during the tax year? <i>If "Yes," answer lines 5b and 5c below (if applicable). Also, provide detail in Part VI, including (i) the names and EIN numbers of the supported organizations added, substituted, or removed; (ii) the reasons for each such action; (iii) the authority under the organization's organizing document authorizing such action; and (iv) how the action was accomplished (such as by amendment to the organizing document).</i>		
b Type I or Type II only. Was any added or substituted supported organization part of a class already designated in the organization's organizing document?		
c Substitutions only. Was the substitution the result of an event beyond the organization's control?		
6 Did the organization provide support (whether in the form of grants or the provision of services or facilities) to anyone other than (i) its supported organizations, (ii) individuals that are part of the charitable class benefited by one or more of its supported organizations, or (iii) other supporting organizations that also support or benefit one or more of the filing organization's supported organizations? <i>If "Yes," provide detail in Part VI.</i>		
7 Did the organization provide a grant, loan, compensation, or other similar payment to a substantial contributor (as defined in section 4958(c)(3)(C)), a family member of a substantial contributor, or a 35% controlled entity with regard to a substantial contributor? <i>If "Yes," complete Part I of Schedule L (Form 990).</i>		
8 Did the organization make a loan to a disqualified person (as defined in section 4958) not described on line 7? <i>If "Yes," complete Part I of Schedule L (Form 990).</i>		
9a Was the organization controlled directly or indirectly at any time during the tax year by one or more disqualified persons, as defined in section 4946 (other than foundation managers and organizations described in section 509(a)(1) or (2))? <i>If "Yes," provide detail in Part VI.</i>		
b Did one or more disqualified persons (as defined on line 9a) hold a controlling interest in any entity in which the supporting organization had an interest? <i>If "Yes," provide detail in Part VI.</i>		
c Did a disqualified person (as defined on line 9a) have an ownership interest in, or derive any personal benefit from, assets in which the supporting organization also had an interest? <i>If "Yes," provide detail in Part VI.</i>		
10a Was the organization subject to the excess business holdings rules of section 4943 because of section 4943(f) (regarding certain Type II supporting organizations, and all Type III non-functionally integrated supporting organizations)? <i>If "Yes," answer line 10b below.</i>		
b Did the organization have any excess business holdings in the tax year? <i>(Use Schedule C, Form 4720, to determine whether the organization had excess business holdings.)</i>		

Part IV Supporting Organizations (continued)

	Yes	No
11 Has the organization accepted a gift or contribution from any of the following persons?		
a A person who directly or indirectly controls, either alone or together with persons described on lines 11b and 11c below, the governing body of a supported organization?		
b A family member of a person described on line 11a above?		
c A 35% controlled entity of a person described on line 11a or 11b above? <i>If "Yes" to line 11a, 11b, or 11c, provide detail in Part VI.</i>		
11a		
11b		
11c		

Section B. Type I Supporting Organizations

	Yes	No
1 Did the governing body, members of the governing body, officers acting in their official capacity, or membership of one or more supported organizations have the power to regularly appoint or elect at least a majority of the organization's officers, directors, or trustees at all times during the tax year? <i>If "No," describe in Part VI how the supported organization(s) effectively operated, supervised, or controlled the organization's activities. If the organization had more than one supported organization, describe how the powers to appoint and/or remove officers, directors, or trustees were allocated among the supported organizations and what conditions or restrictions, if any, applied to such powers during the tax year.</i>		
2 Did the organization operate for the benefit of any supported organization other than the supported organization(s) that operated, supervised, or controlled the supporting organization? <i>If "Yes," explain in Part VI how providing such benefit carried out the purposes of the supported organization(s) that operated, supervised, or controlled the supporting organization.</i>		
1		
2		

Section C. Type II Supporting Organizations

	Yes	No
1 Were a majority of the organization's directors or trustees during the tax year also a majority of the directors or trustees of each of the organization's supported organization(s)? <i>If "No," describe in Part VI how control or management of the supporting organization was vested in the same persons that controlled or managed the supported organization(s).</i>		
1		

Section D. All Type III Supporting Organizations

	Yes	No
1 Did the organization provide to each of its supported organizations, by the last day of the fifth month of the organization's tax year, (i) a written notice describing the type and amount of support provided during the prior tax year, (ii) a copy of the Form 990 that was most recently filed as of the date of notification, and (iii) copies of the organization's governing documents in effect on the date of notification, to the extent not previously provided?		
2 Were any of the organization's officers, directors, or trustees either (i) appointed or elected by the supported organization(s) or (ii) serving on the governing body of a supported organization? <i>If "No," explain in Part VI how the organization maintained a close and continuous working relationship with the supported organization(s).</i>		
3 By reason of the relationship described on line 2, above, did the organization's supported organizations have a significant voice in the organization's investment policies and in directing the use of the organization's income or assets at all times during the tax year? <i>If "Yes," describe in Part VI the role the organization's supported organizations played in this regard.</i>		
1		
2		
3		

Section E. Type III Functionally Integrated Supporting Organizations

1 Check the box next to the method that the organization used to satisfy the Integral Part Test during the year (see instructions).			
a <input type="checkbox"/> The organization satisfied the Activities Test. Complete line 2 below.			
b <input type="checkbox"/> The organization is the parent of each of its supported organizations. Complete line 3 below.			
c <input type="checkbox"/> The organization supported a governmental entity. Describe in Part VI how you supported a governmental entity (see instructions).			
2 Activities Test. Answer lines 2a and 2b below.			
a Did substantially all of the organization's activities during the tax year directly further the exempt purposes of the supported organization(s) to which the organization was responsive? <i>If "Yes," then in Part VI identify those supported organizations and explain how these activities directly furthered their exempt purposes, how the organization was responsive to those supported organizations, and how the organization determined that these activities constituted substantially all of its activities.</i>			
b Did the activities described on line 2a, above, constitute activities that, but for the organization's involvement, one or more of the organization's supported organization(s) would have been engaged in? <i>If "Yes," explain in Part VI the reasons for the organization's position that its supported organization(s) would have engaged in these activities but for the organization's involvement.</i>			
3 Parent of Supported Organizations. Answer lines 3a and 3b below.			
a Did the organization have the power to regularly appoint or elect a majority of the officers, directors, or trustees of each of the supported organizations? <i>If "Yes" or "No" provide details in Part VI.</i>			
b Did the organization exercise a substantial degree of direction over the policies, programs, and activities of each of its supported organizations? <i>If "Yes," describe in Part VI the role played by the organization in this regard.</i>			
2a			
2b			
3a			
3b			

Part V Type III Non-Functionally Integrated 509(a)(3) Supporting Organizations

1 Check here if the organization satisfied the Integral Part Test as a qualifying trust on Nov. 20, 1970 (*explain in Part VI*). **See instructions.**
 All other Type III non-functionally integrated supporting organizations must complete Sections A through E.

Section A - Adjusted Net Income		(A) Prior Year	(B) Current Year (optional)
1	Net short-term capital gain	1	
2	Recoveries of prior-year distributions	2	
3	Other gross income (see instructions)	3	
4	Add lines 1 through 3.	4	
5	Depreciation and depletion	5	
6	Portion of operating expenses paid or incurred for production or collection of gross income or for management, conservation, or maintenance of property held for production of income (see instructions)	6	
7	Other expenses (see instructions)	7	
8	Adjusted Net Income (subtract lines 5, 6, and 7 from line 4)	8	

Section B - Minimum Asset Amount		(A) Prior Year	(B) Current Year (optional)
1	Aggregate fair market value of all non-exempt-use assets (see instructions for short tax year or assets held for part of year):		
a	Average monthly value of securities	1a	
b	Average monthly cash balances	1b	
c	Fair market value of other non-exempt-use assets	1c	
d	Total (add lines 1a, 1b, and 1c)	1d	
e	Discount claimed for blockage or other factors (<i>explain in detail in Part VI</i>):		
2	Acquisition indebtedness applicable to non-exempt-use assets	2	
3	Subtract line 2 from line 1d.	3	
4	Cash deemed held for exempt use. Enter 0.015 of line 3 (for greater amount, see instructions).	4	
5	Net value of non-exempt-use assets (subtract line 4 from line 3)	5	
6	Multiply line 5 by 0.035.	6	
7	Recoveries of prior-year distributions	7	
8	Minimum Asset Amount (add line 7 to line 6)	8	

Section C - Distributable Amount			Current Year
1	Adjusted net income for prior year (from Section A, line 8, column A)	1	
2	Enter 0.85 of line 1.	2	
3	Minimum asset amount for prior year (from Section B, line 8, column A)	3	
4	Enter greater of line 2 or line 3.	4	
5	Income tax imposed in prior year	5	
6	Distributable Amount. Subtract line 5 from line 4, unless subject to emergency temporary reduction (see instructions).	6	
7	<input type="checkbox"/> Check here if the current year is the organization's first as a non-functionally integrated Type III supporting organization (see instructions).		

Part V Type III Non-Functionally Integrated 509(a)(3) Supporting Organizations (continued)

Section D - Distributions		Current Year
1	Amounts paid to supported organizations to accomplish exempt purposes	1
2	Amounts paid to perform activity that directly furthers exempt purposes of supported organizations, in excess of income from activity	2
3	Administrative expenses paid to accomplish exempt purposes of supported organizations	3
4	Amounts paid to acquire exempt-use assets	4
5	Qualified set-aside amounts (prior IRS approval required - provide details in Part VI)	5
6	Other distributions (describe in Part VI). See instructions.	6
7	Total annual distributions. Add lines 1 through 6.	7
8	Distributions to attentive supported organizations to which the organization is responsive (provide details in Part VI). See instructions.	8
9	Distributable amount for 2022 from Section C, line 6	9
10	Line 8 amount divided by line 9 amount	10

Section E - Distribution Allocations (see instructions)	(i) Excess Distributions	(ii) Underdistributions Pre-2022	(iii) Distributable Amount for 2022
1	Distributable amount for 2022 from Section C, line 6		
2	Underdistributions, if any, for years prior to 2022 (reasonable cause required - explain in Part VI). See instructions.		
3	Excess distributions carryover, if any, to 2022		
a	From 2017		
b	From 2018		
c	From 2019		
d	From 2020		
e	From 2021		
f	Total of lines 3a through 3e		
g	Applied to underdistributions of prior years		
h	Applied to 2022 distributable amount		
i	Carryover from 2017 not applied (see instructions)		
j	Remainder. Subtract lines 3g, 3h, and 3i from line 3f.		
4	Distributions for 2022 from Section D, line 7: \$		
a	Applied to underdistributions of prior years		
b	Applied to 2022 distributable amount		
c	Remainder. Subtract lines 4a and 4b from line 4.		
5	Remaining underdistributions for years prior to 2022, if any. Subtract lines 3g and 4a from line 2. For result greater than zero, explain in Part VI. See instructions.		
6	Remaining underdistributions for 2022. Subtract lines 3h and 4b from line 1. For result greater than zero, explain in Part VI. See instructions.		
7	Excess distributions carryover to 2023. Add lines 3j and 4c.		
8	Breakdown of line 7:		
a	Excess from 2018		
b	Excess from 2019		
c	Excess from 2020		
d	Excess from 2021		
e	Excess from 2022		

Schedule A (Form 990) 2022

Part VI

Supplemental Information. Provide the explanations required by Part II, line 10; Part II, line 17a or 17b; Part III, line 12; Part IV, Section A, lines 1, 2, 3b, 3c, 4b, 4c, 5a, 6, 9a, 9b, 9c, 11a, 11b, and 11c; Part IV, Section B, lines 1 and 2; Part IV, Section C, line 1; Part IV, Section D, lines 2 and 3; Part IV, Section E, lines 1c, 2a, 2b, 3a, and 3b; Part V, line 1; Part V, Section B, line 1e; Part V, Section D, lines 5, 6, and 8; and Part V, Section E, lines 2, 5, and 6. Also complete this part for any additional information. (See instructions.)

Lined area for supplemental information with a large 'DRAFT' watermark.

SCHEDULE D (Form 990)

Department of the Treasury Internal Revenue Service

Supplemental Financial Statements

Complete if the organization answered "Yes" on Form 990, Part IV, line 6, 7, 8, 9, 10, 11a, 11b, 11c, 11d, 11e, 11f, 12a, or 12b. Attach to Form 990.

Go to www.irs.gov/Form990 for instructions and the latest information.

OMB No. 1545-0047

2022

Open to Public Inspection

Name of the organization EAST BAY INNOVATION ACADEMY Employer identification number 46-2428863

Part I Organizations Maintaining Donor Advised Funds or Other Similar Funds or Accounts. Complete if the organization answered "Yes" on Form 990, Part IV, line 6.

Table with 2 columns: (a) Donor advised funds, (b) Funds and other accounts. Rows include: 1 Total number at end of year, 2 Aggregate value of contributions to (during year), 3 Aggregate value of grants from (during year), 4 Aggregate value at end of year, 5 Did the organization inform all donors and donor advisors in writing that the assets held in donor advised funds are the organization's property, subject to the organization's exclusive legal control? (Yes/No), 6 Did the organization inform all grantees, donors, and donor advisors in writing that grant funds can be used only for charitable purposes and not for the benefit of the donor or donor advisor, or for any other purpose conferring impermissible private benefit? (Yes/No)

Part II Conservation Easements. Complete if the organization answered "Yes" on Form 990, Part IV, line 7.

Table with 2 columns: Held at the End of the Tax Year. Rows include: 1 Purpose(s) of conservation easements held by the organization (check all that apply), 2 Complete lines 2a through 2d if the organization held a qualified conservation contribution in the form of a conservation easement on the last day of the tax year (2a Total number of conservation easements, 2b Total acreage restricted by conservation easements, 2c Number of conservation easements on a certified historic structure included in (a), 2d Number of conservation easements included in (c) acquired after July 25, 2006, and not on a historic structure listed in the National Register), 3 Number of conservation easements modified, transferred, released, extinguished, or terminated by the organization during the tax year, 4 Number of states where property subject to conservation easement is located, 5 Does the organization have a written policy regarding the periodic monitoring, inspection, handling of violations, and enforcement of the conservation easements it holds? (Yes/No), 6 Staff and volunteer hours devoted to monitoring, inspecting, handling of violations, and enforcing conservation easements during the year, 7 Amount of expenses incurred in monitoring, inspecting, handling of violations, and enforcing conservation easements during the year, 8 Does each conservation easement reported on line 2(d) above satisfy the requirements of section 170(h)(4)(B)(i) and section 170(h)(4)(B)(ii)? (Yes/No), 9 In Part XIII, describe how the organization reports conservation easements in its revenue and expense statement and balance sheet, and include, if applicable, the text of the footnote to the organization's financial statements that describes the organization's accounting for conservation easements.

Part III Organizations Maintaining Collections of Art, Historical Treasures, or Other Similar Assets. Complete if the organization answered "Yes" on Form 990, Part IV, line 8.

Table with 2 columns: \$. Rows include: 1a If the organization elected, as permitted under FASB ASC 958, not to report in its revenue statement and balance sheet works of art, historical treasures, or other similar assets held for public exhibition, education, or research in furtherance of public service, provide in Part XIII the text of the footnote to its financial statements that describes these items. b If the organization elected, as permitted under FASB ASC 958, to report in its revenue statement and balance sheet works of art, historical treasures, or other similar assets held for public exhibition, education, or research in furtherance of public service, provide the following amounts relating to these items: (i) Revenue included on Form 990, Part VIII, line 1, (ii) Assets included in Form 990, Part X. 2 If the organization received or held works of art, historical treasures, or other similar assets for financial gain, provide the following amounts required to be reported under FASB ASC 958 relating to these items: a Revenue included on Form 990, Part VIII, line 1, b Assets included in Form 990, Part X.

LHA For Paperwork Reduction Act Notice, see the Instructions for Form 990. Schedule D (Form 990) 2022

Part III Organizations Maintaining Collections of Art, Historical Treasures, or Other Similar Assets (continued)

- 3** Using the organization's acquisition, accession, and other records, check any of the following that make significant use of its collection items (check all that apply):
- a** Public exhibition
 - b** Scholarly research
 - c** Preservation for future generations
 - d** Loan or exchange program
 - e** Other _____
- 4** Provide a description of the organization's collections and explain how they further the organization's exempt purpose in Part XIII.
- 5** During the year, did the organization solicit or receive donations of art, historical treasures, or other similar assets to be sold to raise funds rather than to be maintained as part of the organization's collection? Yes No

Part IV Escrow and Custodial Arrangements. Complete if the organization answered "Yes" on Form 990, Part IV, line 9, or reported an amount on Form 990, Part X, line 21.

- 1a** Is the organization an agent, trustee, custodian or other intermediary for contributions or other assets not included on Form 990, Part X? Yes No
- b** If "Yes," explain the arrangement in Part XIII and complete the following table:
- | | Amount |
|--|-----------|
| c Beginning balance | 1c |
| d Additions during the year | 1d |
| e Distributions during the year | 1e |
| f Ending balance | 1f |
- 2a** Did the organization include an amount on Form 990, Part X, line 21, for escrow or custodial account liability? Yes No
- b** If "Yes," explain the arrangement in Part XIII. Check here if the explanation has been provided on Part XIII

Part V Endowment Funds. Complete if the organization answered "Yes" on Form 990, Part IV, line 10.

	(a) Current year	(b) Prior year	(c) Two years back	(d) Three years back	(e) Four years back
1a Beginning of year balance					
b Contributions					
c Net investment earnings, gains, and losses					
d Grants or scholarships					
e Other expenditures for facilities and programs					
f Administrative expenses					
g End of year balance					

- 2** Provide the estimated percentage of the current year end balance (line 1g, column (a)) held as:
- a** Board designated or quasi-endowment _____ %
 - b** Permanent endowment _____ %
 - c** Term endowment _____ %
- The percentages on lines 2a, 2b, and 2c should equal 100%.
- 3a** Are there endowment funds not in the possession of the organization that are held and administered for the organization by:
- | | Yes | No |
|--|---------------|----|
| (i) Unrelated organizations | 3a(i) | |
| (ii) Related organizations | 3a(ii) | |
| b If "Yes" on line 3a(ii), are the related organizations listed as required on Schedule R? <input type="checkbox"/> | 3b | |
- 4** Describe in Part XIII the intended uses of the organization's endowment funds.

Part VI Land, Buildings, and Equipment.

Complete if the organization answered "Yes" on Form 990, Part IV, line 11a. See Form 990, Part X, line 10.

Description of property	(a) Cost or other basis (investment)	(b) Cost or other basis (other)	(c) Accumulated depreciation	(d) Book value
1a Land				
b Buildings				
c Leasehold improvements				
d Equipment				
e Other				

Total. Add lines 1a through 1e. (Column (d) must equal Form 990, Part X, column (B), line 10c.) 0.

Part VII Investments - Other Securities.

Complete if the organization answered "Yes" on Form 990, Part IV, line 11b. See Form 990, Part X, line 12.

(a) Description of security or category (including name of security)	(b) Book value	(c) Method of valuation: Cost or end-of-year market value
(1) Financial derivatives		
(2) Closely held equity interests		
(3) Other		
(A)		
(B)		
(C)		
(D)		
(E)		
(F)		
(G)		
(H)		
Total. (Col. (b) must equal Form 990, Part X, col. (B) line 12.)		

Part VIII Investments - Program Related.

Complete if the organization answered "Yes" on Form 990, Part IV, line 11c. See Form 990, Part X, line 13.

(a) Description of investment	(b) Book value	(c) Method of valuation: Cost or end-of-year market value
(1)		
(2)		
(3)		
(4)		
(5)		
(6)		
(7)		
(8)		
(9)		
Total. (Col. (b) must equal Form 990, Part X, col. (B) line 13.)		

Part IX Other Assets.

Complete if the organization answered "Yes" on Form 990, Part IV, line 11d. See Form 990, Part X, line 15.

(a) Description	(b) Book value
(1)	
(2)	
(3)	
(4)	
(5)	
(6)	
(7)	
(8)	
(9)	
Total. (Column (b) must equal Form 990, Part X, col. (B) line 15.)	

Part X Other Liabilities.

Complete if the organization answered "Yes" on Form 990, Part IV, line 11e or 11f. See Form 990, Part X, line 25.

1. (a) Description of liability	(b) Book value
(1) Federal income taxes	
(2) LEASE LIABILITY, OPERATING	150,576.
(3)	
(4)	
(5)	
(6)	
(7)	
(8)	
(9)	
Total. (Column (b) must equal Form 990, Part X, col. (B) line 25.)	

2. Liability for uncertain tax positions. In Part XIII, provide the text of the footnote to the organization's financial statements that reports the organization's liability for uncertain tax positions under FASB ASC 740. Check here if the text of the footnote has been provided in Part XIII ...

Part XI Reconciliation of Revenue per Audited Financial Statements With Revenue per Return.

Complete if the organization answered "Yes" on Form 990, Part IV, line 12a.

1	Total revenue, gains, and other support per audited financial statements		1	8,462,749.
2	Amounts included on line 1 but not on Form 990, Part VIII, line 12:			
	a Net unrealized gains (losses) on investments	2a		
	b Donated services and use of facilities	2b		
	c Recoveries of prior year grants	2c		
	d Other (Describe in Part XIII.)	2d		
	e Add lines 2a through 2d		2e	0.
3	Subtract line 2e from line 1		3	8,462,749.
4	Amounts included on Form 990, Part VIII, line 12, but not on line 1:			
	a Investment expenses not included on Form 990, Part VIII, line 7b	4a		
	b Other (Describe in Part XIII.)	4b		
	c Add lines 4a and 4b		4c	0.
5	Total revenue. Add lines 3 and 4c . (This must equal Form 990, Part I, line 12.)		5	8,462,749.

Part XII Reconciliation of Expenses per Audited Financial Statements With Expenses per Return.

Complete if the organization answered "Yes" on Form 990, Part IV, line 12a.

1	Total expenses and losses per audited financial statements		1	8,408,990.
2	Amounts included on line 1 but not on Form 990, Part IX, line 25:			
	a Donated services and use of facilities	2a		
	b Prior year adjustments	2b		
	c Other losses	2c		
	d Other (Describe in Part XIII.)	2d		
	e Add lines 2a through 2d		2e	0.
3	Subtract line 2e from line 1		3	8,408,990.
4	Amounts included on Form 990, Part IX, line 25, but not on line 1:			
	a Investment expenses not included on Form 990, Part VIII, line 7b	4a		
	b Other (Describe in Part XIII.)	4b		
	c Add lines 4a and 4b		4c	0.
5	Total expenses. Add lines 3 and 4c . (This must equal Form 990, Part I, line 18.)		5	8,408,990.

Part XIII Supplemental Information.

Provide the descriptions required for Part II, lines 3, 5, and 9; Part III, lines 1a and 4; Part IV, lines 1b and 2b; Part V, line 4; Part X, line 2; Part XI, lines 2d and 4b; and Part XII, lines 2d and 4b. Also complete this part to provide any additional information.

PART X, LINE 2:

THE ACADEMY IS A NON-PROFIT ENTITY EXEMPT FROM THE PAYMENT OF INCOME TAXES UNDER INTERNAL REVENUE CODE SECTION 501(C)(3) AND CALIFORNIA REVENUE AND TAXATION CODE SECTION 23701D. ACCORDINGLY, NO PROVISION HAS BEEN MADE FOR INCOME TAXES. MANAGEMENT HAS DETERMINED THAT ALL INCOME TAX POSITIONS ARE MORE LIKELY THAN NOT OF BEING SUSTAINED UPON POTENTIAL AUDIT OR EXAMINATION; THEREFORE, NO DISCLOSURES OF UNCERTAIN INCOME TAX POSITIONS ARE REQUIRED. THE ACADEMY FILES AN EXEMPT RETURN IN THE U.S. FEDERAL JURISDICTION AND WITH THE CALIFORNIA FRANCHISE TAX BOARD.

SCHEDULE E
(Form 990)

Schools

OMB No. 1545-0047

Complete if the organization answered "Yes" on Form 990, Part IV, line 13, or Form 990-EZ, Part VI, line 48.

2022

Attach to Form 990 or Form 990-EZ.

Open to Public Inspection

Go to www.irs.gov/Form990 for the latest information.

Department of the Treasury
Internal Revenue Service

Name of the organization

EAST BAY INNOVATION ACADEMY

Employer identification number

46-2428863

Part I

	YES	NO
1 Does the organization have a racially nondiscriminatory policy toward students by statement in its charter, bylaws, other governing instrument, or in a resolution of its governing body?	X	
2 Does the organization include a statement of its racially nondiscriminatory policy toward students in all its brochures, catalogues, and other written communications with the public dealing with student admissions, programs, and scholarships?	X	
3 Has the organization publicized its racially nondiscriminatory policy on its primary publicly accessible Internet homepage at all times during its tax year in a manner reasonably expected to be noticed by visitors to the homepage, or through newspaper or broadcast media during the period of solicitation for students, or during the registration period if it has no solicitation program, in a way that makes the policy known to all parts of the general community it serves? If "Yes," please describe. If "No," please explain. If you need more space, use Part II	X	
THE SCHOOL PUBLISHES ITS NONDISCRIMINATORY POLICY WITHIN ITS CHARTER DOCUMENT. THE CHARTER DOCUMENT IS AVAILABLE TO THE PUBLIC ON THE ORGANIZATION'S WEBSITE AND IS MADE AVAILABLE UPON REQUEST.		
4 Does the organization maintain the following?		
a Records indicating the racial composition of the student body, faculty, and administrative staff?	X	
b Records documenting that scholarships and other financial assistance are awarded on a racially nondiscriminatory basis? ..		X
c Copies of all catalogues, brochures, announcements, and other written communications to the public dealing with student admissions, programs, and scholarships?	X	
d Copies of all material used by the organization or on its behalf to solicit contributions?	X	
If you answered "No" to any of the above, please explain. If you need more space, use Part II.		
THE ORGANIZATION IS A PUBLIC CHARTER SCHOOL WHICH OPERATES TUITION-FREE. THEREFORE, SCHOLARSHIPS AND FINANCIAL ASSISTANCE ARE NOT APPLICABLE.		
5 Does the organization discriminate by race in any way with respect to:		
a Students' rights or privileges?		X
b Admissions policies?		X
c Employment of faculty or administrative staff?		X
d Scholarships or other financial assistance?		X
e Educational policies?		X
f Use of facilities?		X
g Athletic programs?		X
h Other extracurricular activities?		X
If you answered "Yes" to any of the above, please explain. If you need more space, use Part II.		
6a Does the organization receive any financial aid or assistance from a governmental agency?	X	
b Has the organization's right to such aid ever been revoked or suspended?		X
If you answered "Yes" on either line 6a or line 6b, explain on Part II.		
7 Does the organization certify that it has complied with the applicable requirements of sections 4.01 through 4.05 of Rev. Proc. 75-50, 1975-2 C.B. 587, as modified by Rev. Proc. 2019-22, 2019-22 I.R.B. 1260, covering racial nondiscrimination? If "No," explain on Part II	X	

LHA For Paperwork Reduction Act Notice, see the Instructions for Form 990 or 990-EZ.

Schedule E (Form 990) 2022

Part II Supplemental Information. Provide the explanations required by Part I, lines 3, 4d, 5h, 6b, and 7, as applicable. Also provide any other additional information. See instructions.

LINE 6 - EXPLANATION OF GOVERNMENT FINANCIAL AID:

THE ORGANIZATION RECEIVES FINANCIAL ASSISTANCE FROM THE CALIFORNIA DEPARTMENT OF EDUCATION AND THE COUNTY OF ALAMEDA AS PART OF ITS OPERATION AS A PUBLIC CHARTER SCHOOL.

DRAFT

**SCHEDULE O
(Form 990)**

Department of the Treasury
Internal Revenue Service

Supplemental Information to Form 990 or 990-EZ

Complete to provide information for responses to specific questions on
Form 990 or 990-EZ or to provide any additional information.
Attach to Form 990 or Form 990-EZ.
Go to www.irs.gov/Form990 for the latest information.

OMB No. 1545-0047

2022

Open to Public
Inspection

Name of the organization

EAST BAY INNOVATION ACADEMY

Employer identification number

46-2428863

FORM 990, PART I, LINE 1, DESCRIPTION OF ORGANIZATION MISSION:

SCHOOL.

FORM 990, PART VI, SECTION A, LINE 8B:

THE ORGANIZATION DOES NOT HAVE ANY COMMITTEES WITH AUTHORITY TO ACT ON
BEHALF OF THE GOVERNING BODY.

FORM 990, PART VI, SECTION B, LINE 11B:

THE EXECUTIVE DIRECTOR/HEAD OF SCHOOL WILL PROVIDE A COPY OF THE FORM 990
TO ALL BOARD MEMBERS FOR REVIEW AND COMMENT. ANY NECESSARY EDITS WILL BE
RELAYED TO THE TAX PREPARER. UPON FINAL APPROVAL BY THE HEAD OF SCHOOL, THE
TAX PREPARER WILL FILE THE FORM 990 WITH THE IRS ON BEHALF OF THE
ORGANIZATION

FORM 990, PART VI, SECTION B, LINE 12C:

ALL BOARD MEMBERS AND KEY EMPLOYEES OF THE ORGANIZATION ARE REQUIRED TO
FILE AN ANNUAL STATEMENT (FORM 700 STATEMENT OF ECONOMIC INTEREST) IN
ACCORDANCE WITH CALIFORNIA CODE OF REGULATIONS. THE ORGANIZATION WILL
REVIEW THE CONFLICT OF INTEREST POLICY AND STATEMENTS ANNUALLY AND WHEN ANY
BOARD MEMBER JOINS. THE EXECUTIVE DIRECTOR COLLECTS THE CONFLICT OF
INTEREST FORMS EACH YEAR AND FILES ORIGINAL COPIES WITH THE ALAMEDA COUNTY
BOARD OF SUPERVISORS. WHEN CONFLICTS ARE SUSPECTED OR REPORTED EMPLOYEES
WILL BE REASSIGNED MATTERS WITH DISQUALIFYING INTEREST. BOARD MEMBERS WILL
DISCLOSE DISQUALIFYING INTERESTS AT BOARD MEETINGS AND MADE PART OF OFFICAL
RECORD. THE DISQUALIFIED BOARD MEMBER WILL REFRAIN FROM PARTICIPATING IN
THE DECISION IN ANY WAY AND WILL LEAVE THE ROOM DURING BOARD DISCUSSION AND

LHA For Paperwork Reduction Act Notice, see the Instructions for Form 990 or 990-EZ.

Schedule O (Form 990) 2022

Name of the organization EAST BAY INNOVATION ACADEMY	Employer identification number 46-2428863
--	---

FINAL VOTE, AS WELL AS COMPLY WITH ANY APPLICABLE PROVISIONS OF THE CHARTER SCHOOL BYLAWS.

FORM 990, PART VI, SECTION B, LINE 15:

THE BOARD OF DIRECTORS WILL APPROVE COMPENSATION BASED ON COMPARABLE DATA AVAILABLE FROM OTHER PUBLIC CHARTER SCHOOLS AND SCHOOL DISTRICTS FOR INDIVIDUALS WITH SIMILAR RESPONSIBILITIES. THE DISCUSSION AND DECISION IS DOCUMENTED CONTEMPORANEOUSLY.

FORM 990, PART VI, SECTION C, LINE 19:

ALL ORGANIZATIONAL DOCUMENTS ARE AVAILABLE UPON REQUEST.

FORM 990, PART IX, LINE 11G, OTHER FEES:

OTHER FEES FOR SERVICE:

PROGRAM SERVICE EXPENSES	636,941.
MANAGEMENT AND GENERAL EXPENSES	51,342.
FUNDRAISING EXPENSES	0.
TOTAL EXPENSES	688,283.

BUSINESS SERVICES:

PROGRAM SERVICE EXPENSES	0.
MANAGEMENT AND GENERAL EXPENSES	163,934.
FUNDRAISING EXPENSES	0.
TOTAL EXPENSES	163,934.

CONSULTANTS - INSTRUCTIONAL:

PROGRAM SERVICE EXPENSES	328,402.
MANAGEMENT AND GENERAL EXPENSES	0.

Name of the organization EAST BAY INNOVATION ACADEMY	Employer identification number 46-2428863
--	---

FUNDRAISING EXPENSES 0.

TOTAL EXPENSES 328,402.

TOTAL OTHER FEES ON FORM 990, PART IX, LINE 11G, COL A 1,180,619.

FORM 990, PART XII, LINE 2C:

THE PROCESS HAS NOT CHANGED FROM PRIOR YEAR.



TAXABLE YEAR

2022

California Exempt Organization Annual Information Return

228941 01-10-23 FORM

199

Calendar Year 2022 or fiscal year beginning (mm/dd/yyyy) 07/01/2022, and ending (mm/dd/yyyy) 06/30/2023

Corporation/Organization name EAST BAY INNOVATION ACADEMY California corporation number 3564103

Additional information. See instructions. FEIN 46-2428863

Street address (suite or room) 3400 MALCOLM AVENUE PMB no.

City OAKLAND State CA ZIP code 94605

Foreign country name Foreign province/state/county Foreign postal code

A First return [] Yes [X] No

B Amended return [] Yes [X] No

C IRC Section 4947(a)(1) trust [] Yes [X] No

D Final information return? [] Dissolved [] Surrendered (Withdrawn) [] Merged/Reorganized

E Check accounting method: (1) [] Cash (2) [X] Accrual (3) [] Other

F Federal return filed? (1) [] 990T (2) [] 990PF (3) [] Sch H (990) (4) [X] Other 990 series

G Is this a group filing? See instructions [] Yes [X] No

H Is this organization in a group exemption [] Yes [X] No

I Did the organization have any changes to its guidelines not reported to the FTB? See instructions [] Yes [X] No

J If exempt under R&TC Section 23701d, has the organization engaged in political activities? See instructions. [] Yes [X] No

K Is the organization exempt under R&TC Section 23701g? [] Yes [X] No

L Is the organization a limited liability company? [] Yes [X] No

M Did the organization file Form 100 or Form 109 to report taxable income? [] Yes [X] No

N Is the organization under audit by the IRS or has the IRS audited in a prior year? [] Yes [X] No

O Is federal Form 1023/1024 pending? [] Yes [X] No

Date filed with IRS

Part I Complete Part I unless not required to file this form. See General Information B and C.

Table with 4 columns: Description, Line Number, Amount, and Balance. Rows include Receipts and Revenues (lines 1-8), Expenses (lines 9-10), and Filing Fee (lines 11-16).

Under penalties of perjury, I declare that I have examined this return, including accompanying schedules and statements, and to the best of my knowledge and belief, it is true, correct, and complete. Declaration of preparer (other than taxpayer) is based on all information of which preparer has any knowledge.

Sign Here Signature of officer EXECUTIVE DIRE Date Telephone

Paid Preparer's Use Only Preparer's signature MARLEN GOMEZ Date 04/04/24 Check if self-employed [] Firm's FEIN P01306775

Firm's name (or yours, if self-employed) and address CLIFTONLARSONALLEN LLP 2210 EAST ROUTE 66 GLENDORA, CA 91740 Telephone (626) 857-7300

May the FTB discuss this return with the preparer shown above? See instructions [X] Yes [] No

EAST BAY INNOVATION ACADEMY

46-2428863

Part II Organizations with gross receipts of more than \$50,000 and private foundations regardless of amount of gross receipts - complete Part II or furnish substitute information.

228951 01-10-23

Receipts from Other Sources	1	Gross sales or receipts from all business activities. See instructions	•	1		00	
	2	Interest	•	2	5	00	
	3	Dividends	•	3		00	
	4	Gross rents	•	4		00	
	5	Gross royalties	•	5		00	
	6	Gross amount received from sale of assets (See instructions)	•	6		00	
	7	Other income SEE STATEMENT 1	•	7	119,984	00	
	8	Total gross sales or receipts from other sources. Add line 1 through line 7. Enter here and on Side 1, Part I, line 1	•	8	119,989	00	
	9	Contributions, gifts, grants, and similar amounts paid	•	9		00	
	10	Disbursements to or for members	•	10		00	
	11	Compensation of officers, directors, and trustees SEE STATEMENT 2	•	11	33,710	00	
	12	Other salaries and wages	•	12	4,385,508	00	
	Expenses and Disbursements	13	Interest	•	13		00
		14	Taxes	•	14	139,748	00
		15	Rents	•	15	727,813	00
		16	Depreciation and depletion (See instructions)	•	16		00
		17	Other expenses and disbursements SEE STATEMENT 3	•	17	3,122,211	00
		18	Total expenses and disbursements. Add line 9 through line 17. Enter here and on Side 1, Part I, line 9	•	18	8,408,990	00

Schedule L Balance Sheet	Beginning of taxable year		End of taxable year	
	(a)	(b)	(c)	(d)
Assets				
1 Cash		1,363,097	•	1,623,111
2 Net accounts receivable		1,168,733	•	1,456,643
3 Net notes receivable			•	
4 Inventories			•	
5 Federal and state government obligations			•	
6 Investments in other bonds			•	
7 Investments in stock			•	
8 Mortgage loans			•	
9 Other investments			•	
10 a Depreciable assets				
b Less accumulated depreciation	()	()		
11 Land			•	
12 Other assets STMT 4		64,049	•	193,559
13 Total assets		2,595,879		3,273,313
Liabilities and net worth				
14 Accounts payable		338,107	•	370,168
15 Contributions, gifts, or grants payable			•	
16 Bonds and notes payable			•	
17 Mortgages payable			•	
18 Other liabilities STMT 5		228,170		819,784
19 Capital stock or principal fund			•	
20 Paid-in or capital surplus. Attach reconciliation			•	
21 Retained earnings or income fund		2,029,602	•	2,083,361
22 Total liabilities and net worth		2,595,879		3,273,313

Schedule M-1 Reconciliation of income per books with income per return			
Do not complete this schedule if the amount on Schedule L, line 13, column (d), is less than \$50,000.			
1 Net income per books	•	53,759	7 Income recorded on books this year not included in this return. Attach schedule
2 Federal income tax	•		8 Deductions in this return not charged against book income this year. Attach schedule
3 Excess of capital losses over capital gains	•		9 Total. Add line 7 and line 8
4 Income not recorded on books this year. Attach schedule	•		10 Net income per return. Subtract line 9 from line 6
5 Expenses recorded on books this year not deducted in this return. Attach schedule	•		
6 Total. Add line 1 through line 5		53,759	
			53,759

EAST BAY INNOVATION ACADEMY

46-2428863

CA 199

OTHER INCOME

STATEMENT 1

DESCRIPTION

AMOUNT

FOOD SERVICE SALES

96.

WRITE OFF AND REFUNDS

61,636.

STUDENT ACTIVITY FEES

7,449.

AFTER SCHOOL PRGM REV

50,803.

TOTAL TO FORM 199, PART II, LINE 7

119,984.

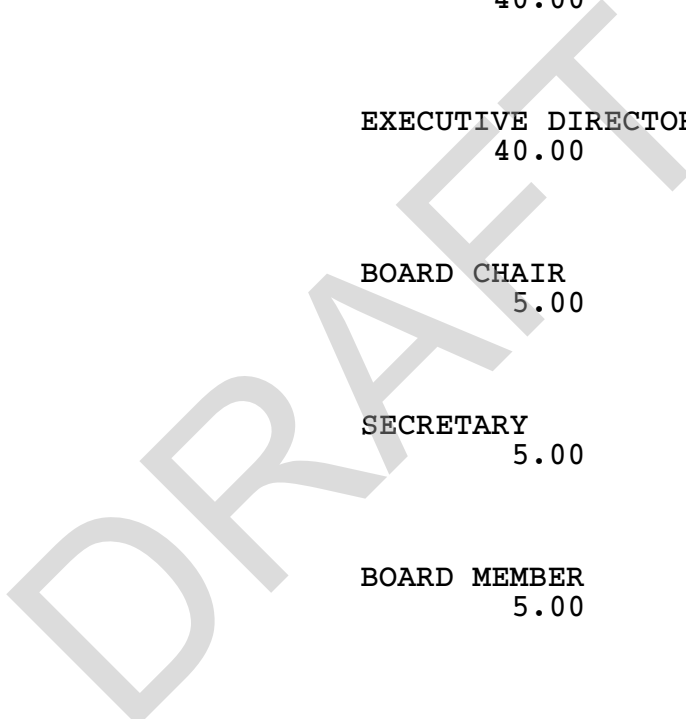
DRAFT

EAST BAY INNOVATION ACADEMY

46-2428863

CA 199 COMPENSATION OF OFFICERS, DIRECTORS AND TRUSTEES STATEMENT 2

<u>NAME AND ADDRESS</u>	<u>TITLE AND AVERAGE HRS WORKED/WK</u>	<u>COMPENSATION</u>
MICHELLE CHO 3400 MALCOLM AVENUE OAKLAND, CA 94605	EXECUTIVE DIRECTOR 40.00	33,710.
JENNA STAUFFER 3400 MALCOLM AVENUE OAKLAND, CA 94605	INTERIM CO-EXECUTIVE DIREC 40.00	0.
CAROLYN GRAMSTORFF 3400 MALCOLM AVENUE OAKLAND, CA 94605	INTERIM CO-EXECUTIVE DIREC 40.00	0.
MIRANDA THORMAN 3400 MALCOLM AVENUE OAKLAND, CA 94605	EXECUTIVE DIRECTOR (START 40.00	0.
ROCHELLE BENNING 3400 MALCOLM AVENUE OAKLAND, CA 94605	BOARD CHAIR 5.00	0.
KELLY GARCIA 3400 MALCOLM AVENUE OAKLAND, CA 94605	SECRETARY 5.00	0.
DR. BRADLEY EDGAR 3400 MALCOLM AVENUE OAKLAND, CA 94605	BOARD MEMBER 5.00	0.
DEVIN KRUGMAN 3400 MALCOLM AVENUE OAKLAND, CA 94605	BOARD MEMBER 5.00	0.
MICHAEL DESOUSA 3400 MALCOLM AVENUE OAKLAND, CA 94605	BOARD MEMBER 5.00	0.
BRETT VAN ZUIDEN 3400 MALCOLM AVENUE OAKLAND, CA 94605	BOARD MEMBER 5.00	0.
TOTAL TO FORM 199, PART II, LINE 11		<u>33,710.</u>



EAST BAY INNOVATION ACADEMY

46-2428863

CA 199	OTHER EXPENSES	STATEMENT 3
<u>DESCRIPTION</u>		<u>AMOUNT</u>
INSTRUCTIONAL MATERIALS		328,918.
PENSION PLAN CONTRIBUTIONS		624,338.
OTHER EMPLOYEE BENEFITS		348,957.
LEGAL FEES		85,246.
ACCOUNTING FEES		18,814.
OTHER PROFESSIONAL FEES		1,180,619.
ADVERTISING AND PROMOTION		12,911.
OFFICE EXPENSES		77,018.
INFORMATION TECHNOLOGY		95,949.
TRAVEL		28,104.
INSURANCE		120,621.
ALL OTHER EXPENSES		200,716.
TOTAL TO FORM 199, PART II, LINE 17		<u>3,122,211.</u>

CA 199	OTHER ASSETS	STATEMENT 4	
<u>DESCRIPTION</u>		<u>BEG. OF YEAR</u>	<u>END OF YEAR</u>
PREPAID EXPENSES AND DEFERRED CHARGES		64,049.	49,950.
RIGHT-OF-USE LEASE ASSET , OPERATING		0.	143,609.
TOTAL TO FORM 199, SCHEDULE L, LINE 12		<u>64,049.</u>	<u>193,559.</u>

CA 199	OTHER LIABILITIES	STATEMENT 5	
<u>DESCRIPTION</u>		<u>BEG. OF YEAR</u>	<u>END OF YEAR</u>
LEASE LIABILITY, OPERATING		0.	150,576.
DEFERRED REVENUE		228,170.	669,208.
TOTAL TO FORM 199, SCHEDULE L, LINE 18		<u>228,170.</u>	<u>819,784.</u>

CA 199	FUND BALANCES	STATEMENT 6	
<u>DESCRIPTION</u>		<u>BEG. OF YEAR</u>	<u>END OF YEAR</u>
NET ASSETS WITHOUT DONOR RESTRICTIONS		2,029,602.	2,083,361.
TOTAL TO FORM 199, SCHEDULE L, LINE 21		<u>2,029,602.</u>	<u>2,083,361.</u>

022

Date Accepted _____

DO NOT MAIL THIS FORM TO THE FTB

TAXABLE YEAR
2022

California e-file Return Authorization for Exempt Organizations

FORM
8453-EO

Exempt Organization name	Identifying number
EAST BAY INNOVATION ACADEMY	46-2428863

Part I Electronic Return Information (whole dollars only)

1 Total gross receipts (Form 199, line 4)	1	<u>8,462,749</u>
2 Total gross income (Form 199, line 8)	2	<u>8,462,749</u>
3 Total expenses and disbursements (Form 199, line 9)	3	<u>8,408,990</u>

Part II Settle Your Account Electronically for Taxable Year 2022

4 <input type="checkbox"/> Electronic funds withdrawal	4a Amount	4b Withdrawal date (mm/dd/yyyy)
--	-----------	---------------------------------

Part III Banking Information (Have you verified the exempt organization's banking information?)

5 Routing number _____	7 Type of account: <input type="checkbox"/> Checking <input type="checkbox"/> Savings
6 Account number _____	

Part IV Declaration of Officer

I authorize the exempt organization's account to be settled as designated in Part II. If I check Part II, box 4, I authorize an electronic funds withdrawal for the amount listed on line 4a.

Under penalties of perjury, I declare that I am an officer of the above exempt organization and that the information I provided to my electronic return originator (ERO), transmitter, or intermediate service provider and the amounts in Part I above agree with the amounts on the corresponding lines of the exempt organization's 2022 California electronic return. To the best of my knowledge and belief, the exempt organization's return is true, correct, and complete. If the exempt organization is filing a balance due return, I understand that if the Franchise Tax Board (FTB) does not receive full and timely payment of the exempt organization's fee liability, the exempt organization will remain liable for the fee liability and all applicable interest and penalties. I authorize the exempt organization return and accompanying schedules and statements be transmitted to the FTB by the ERO, transmitter, or intermediate service provider. If the processing of the exempt organization's return or refund is delayed, I authorize the FTB to disclose to the ERO or intermediate service provider the reason(s) for the delay.

Sign Here	Signature of officer	Date	EXECUTIVE DIRECTOR	Title

Part V Declaration of Electronic Return Originator (ERO) and Paid Preparer.

I declare that I have reviewed the above exempt organization's return and that the entries on form FTB 8453-EO are complete and correct to the best of my knowledge. (If I am only an intermediate service provider, I understand that I am not responsible for reviewing the exempt organization's return. I declare, however, that form FTB 8453-EO accurately reflects the data on the return.) I have obtained the organization officer's signature on form FTB 8453-EO before transmitting this return to the FTB; I have provided the organization officer with a copy of all forms and information that I will file with the FTB, and I have followed all other requirements described in FTB Pub. 1345, 2022 Handbook for Authorized e-file Providers. I will keep form FTB 8453-EO on file for four years from the due date of the return or four years from the date the exempt organization return is filed, whichever is later, and I will make a copy available to the FTB upon request. If I am also the paid preparer, under penalties of perjury, I declare that I have examined the above exempt organization's return and accompanying schedules and statements, and to the best of my knowledge and belief, they are true, correct, and complete. I make this declaration based on all information of which I have knowledge.

ERO	ERO's signature	MARLEN GOMEZ	Date	Check if also paid preparer <input checked="" type="checkbox"/>	Check if self-employed <input type="checkbox"/>	ERO's PTIN	P01306775
Must Sign	Firm's name (or yours if self-employed) and address	CLIFTONLARSONALLEN LLP 2210 EAST ROUTE 66 GLENORA, CA				Firm's FEIN	41-0746749
						ZIP code	91740

Under penalties of perjury, I declare that I have examined the above organization's return and accompanying schedules and statements, and to the best of my knowledge and belief, they are true, correct, and complete. I make this declaration based on all information of which I have knowledge.

Paid Preparer	Paid preparer's signature		Date	Check if self-employed <input type="checkbox"/>	Paid preparer's PTIN
Must Sign	Firm's name (or yours if self-employed) and address				Firm's FEIN
					ZIP code

FTB 8453-EO 2022

Coversheet

2023-2024 2nd Interim Financial Update

Section: III. Finance and Development
Item: A. 2023-2024 2nd Interim Financial Update
Purpose: Discuss
Submitted by:
Related Material: EBIA-April BOD Meeting Packet-JW-20240415.pdf

East Bay Innovation Academy Board Financial Update

JESSIKA WELCOME

APRIL 17, 2024





Contents

- 1. 2023-24 Financial Update**
 - A. Forecast Update
 - B. Budget Comparison
 - C. Monthly Cash Balances

- 2. 2024-25 Budget Development**
 - A. Budget Development
 - B. One-Time Funds' Impact on Net Income
 - C. Revenue Assumptions
 - D. Additional Preliminary Assumptions
 - E. Draft Budget Summary
 - F. Opportunities and Uncertainties

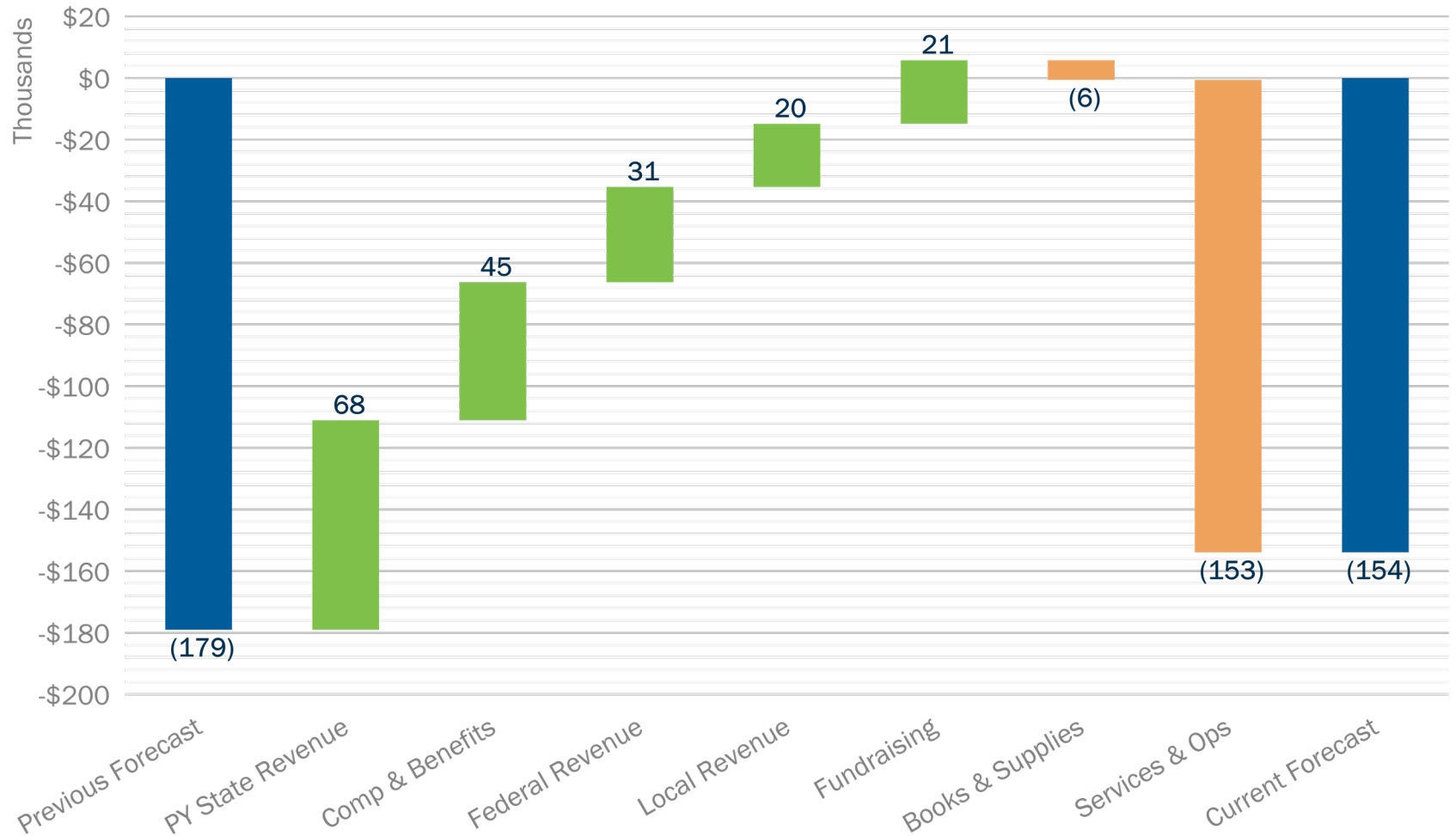
- 3. Exhibits**
 - A. YTD Financials
 - B. Cash Flow
 - C. Balance Sheet
 - D. MYP Draft

2023-24



2023-24 Forecast Update

\$25K improvement in bottom line since January forecast



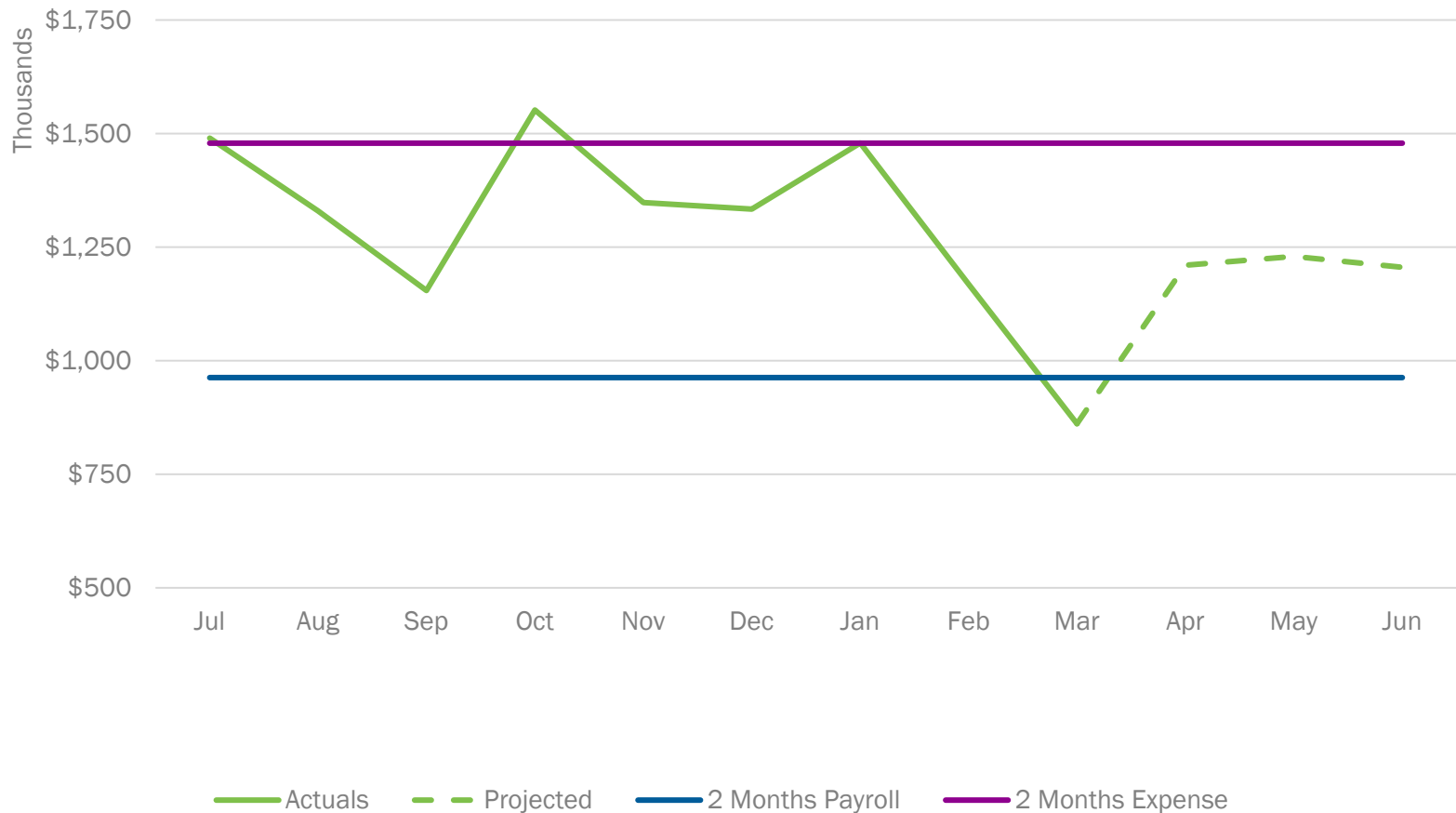
Budget Comparison

		2023-24	2023-24	Difference
		Current Forecast	Previous Forecast	
Revenue	LCFF Entitlement	5,771,644	5,771,644	-
	Federal Revenue	317,735	286,748	30,987
	Other State Revenues	1,920,832	1,852,842	67,990
	Local Revenues	527,569	507,074	20,495
	Fundraising and Grants	180,600	160,000	20,600
	Total Revenue	8,718,380	8,578,308	140,072
Expenses	Comp and Benefits	5,775,458	5,820,206	(44,748)
	Books and Supplies	357,142	350,767	6,375
	Services and Other Ops	2,739,721	2,586,386	153,335
	Depreciation	-	-	-
	Other Outflows	-	-	-
	Total Expenses	8,872,321	8,757,360	114,961
	Operating Income	(153,941)	(179,052)	25,111
	Beginning Balance (Audited)	2,083,361	2,083,361	
	Operating Income	(153,941)	(179,052)	25,111
	Ending Fund Balance (incl. Depreciation)	1,929,420	1,904,309	25,111
	Ending Fund Balance as % of Expenses	21.75%	21.75%	0.01%



2023-24 Monthly Cash Balance

Cash balance dips in March due to delayed revenue & increased expenses

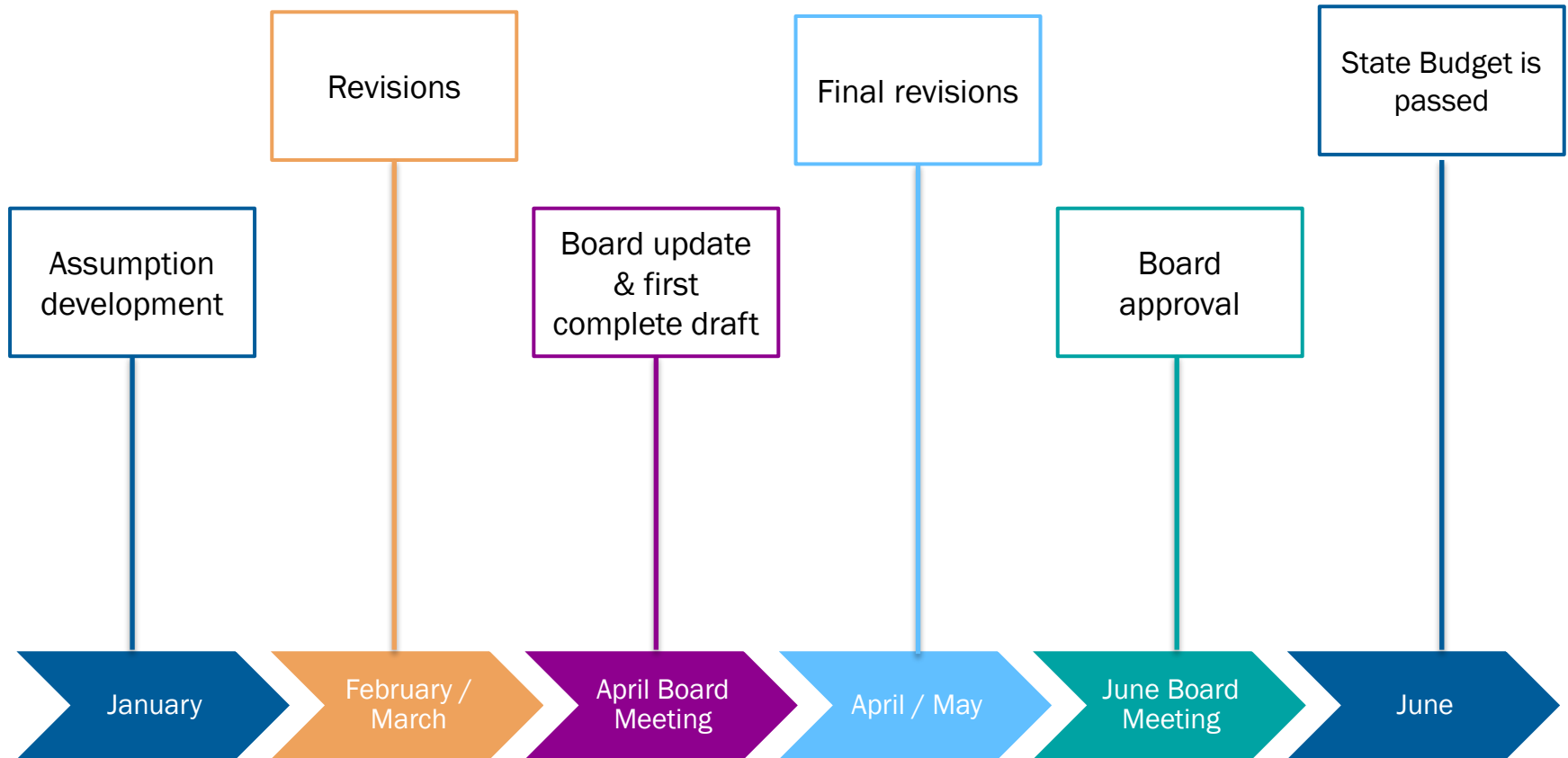


2024-25



Budget Development

Process begins in late winter/early spring with budget approval by June 30



One-Time Funds' Impact on Net Income



Revenue Assumptions

Revenue Drivers	2023-24	2024-25	2025-26	2026-27
Enrollment	507	538	560	560
ADA (95%)	481.65	511.10	532.00	532.00
Unduplicated Count	210	226	235	235
COLA	8.22%	.76%	2.73%	3.11%

Funding Sources	2023-24	2024-25	2025-26	2026-27
LCFF				
Rate Per ADA	\$11,983	\$12,261	\$12,717	\$13,112
Federal Revenue				
SPED Per ADA	\$161	\$130	\$130	\$130
Title I	\$64,077	\$64,077	\$64,077	\$64,077
Title II	\$8,281	\$8,281	\$8,281	\$8,281
One Time Funds per PY ADA	\$168	\$0	\$0	\$0
Other State Revenues				
SPED Per ADA	\$945	\$945	\$945	\$945
Lottery per ADA	\$249	\$249	\$249	\$249
One Time Funds per PY ADA	\$1,660	\$62	\$0	\$0
Mandate per PY ADA	\$20/\$55	\$20/\$55	\$20/\$55	\$20/\$55
Local Revenue/ Fundraising				
Measure N	\$300,133	\$300,133	\$300,133	\$300,133
Other Local	\$227,436	\$173,281	\$173,281	\$173,281
Fundraising	\$180,600	\$143,100	\$143,100	\$143,100

Additional Preliminary Assumptions

Budget draft includes reduction in staffing post one-time funds

Staffing

- Reduction of 6.38 FTE in FY25
- Compensation increase of 4% for all staff
- Continuation of existing stipends and bonuses
- Additional of 1.0 FTE Mental Health staffing in FY26

Operating Expenses

- Elimination of Intersession program
- Projected decrease in NPS students
- Outsourcing of after-school program

What's next?

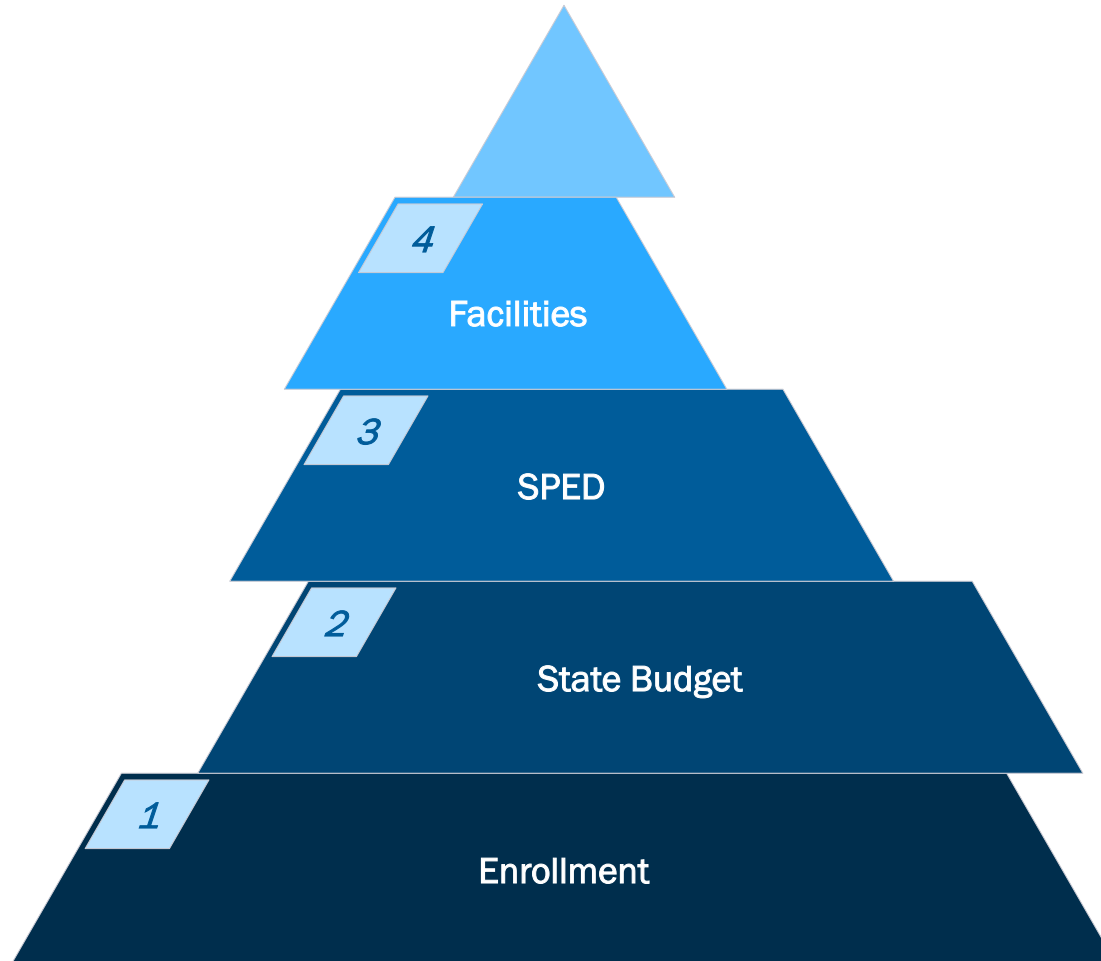
- May 10: Governor's Revised Budget
- Continue to fine-tune enrollment projections

Draft Budget Summary

		2023-24	2024-25	2025-26	2026-27
		Current Forecast	Projected Budget	Projected Budget	Projected Budget
Revenue	LCFF Entitlement	5,771,644	6,266,447	6,765,415	6,975,783
	Federal Revenue	317,735	191,569	199,698	203,980
	Other State Revenues	1,920,832	1,133,375	1,149,144	1,172,452
	Local Revenues	527,569	473,414	473,414	473,414
	Fundraising and Grants	180,600	143,100	143,100	143,100
	Total Revenue	8,718,380	8,207,905	8,730,771	8,968,729
Expenses	Comp and Benefits	5,775,458	5,547,234	5,836,890	6,030,489
	Books and Supplies	357,142	485,556	508,449	523,703
	Services and Other Ops	2,739,721	1,981,197	2,044,596	2,031,685
	Depreciation	-	-	-	-
	Other Outflows	-	-	-	-
	Total Expenses	8,872,321	8,013,986	8,389,935	8,585,877
	Operating Income	(153,941)	193,919	340,836	382,852
	Beginning Balance (Audited)	2,083,361	1,929,420	2,123,339	2,464,175
	Operating Income	(153,941)	193,919	340,836	382,852
	Ending Fund Balance (incl. Depreciation)	1,929,420	2,123,339	2,464,175	2,847,027
	Ending Fund Balance as % of Expenses	21.75%	26.50%	29.37%	33.16%

Opportunities and Uncertainties

Enrollment assumptions increasingly important as one-time funds expire



Exhibits



East Bay Innovation Academy
Income Statement
As of Mar FY2024

	Actual			YTD	Budget							
	Jan	Feb	Mar		Actual YTD	Approved Budget v1	Previous Forecast	Current Forecast	Previous Forecast vs. Current Forecast	Approved Budget v1 vs. Current Forecast	Current Forecast Remaining	% Current Forecast Spent
SUMMARY												
Revenue												
LCFF Entitlement	540,298	515,172	325,094	3,677,488	6,384,109	5,771,644	5,771,644	-	(612,465)	2,094,156	64%	
Federal Revenue	117,163	-	19,893	144,561	282,340	286,748	317,735	30,987	35,395	173,173	45%	
Other State Revenues	729,436	63,235	21,468	1,260,160	1,601,039	1,852,842	1,920,832	67,991	319,794	660,672	66%	
Local Revenues	62,957	8,058	53,936	231,240	505,881	507,074	527,569	20,495	21,687	296,328	44%	
Fundraising and Grants	11,670	1,701	-	52,801	80,000	160,000	180,600	20,600	100,600	127,799	29%	
Total Revenue	1,461,524	588,166	420,391	5,366,251	8,853,368	8,578,308	8,718,380	140,072	(134,988)	3,352,129	62%	
Expenses												
Compensation and Benefits	550,604	479,999	489,295	4,398,942	6,375,721	5,820,206	5,775,458	44,749	600,263	1,376,516	76%	
Books and Supplies	26,687	25,961	7,053	271,164	370,801	350,767	357,142	(6,375)	13,659	85,977	76%	
Services and Other Operating Expenditures	140,282	436,043	187,599	1,978,180	2,029,534	2,586,386	2,739,721	(153,335)	(710,187)	761,541	72%	
Depreciation	-	-	-	-	-	-	-	-	-	-	-	
Other Outflows	-	495	1,319	9,955	-	-	-	-	-	(9,955)	-	
Total Expenses	717,572	942,498	685,266	6,658,241	8,776,056	8,757,360	8,872,321	(114,961)	(96,264)	2,214,079	75%	
Operating Income	743,952	(354,332)	(264,875)	(1,291,990)	77,312	(179,052)	(153,941)	25,111	(231,253)	1,138,049		
Fund Balance												
Beginning Balance (Unaudited)					2,094,390	1,953,558	1,953,558					
Audit Adjustment					-	129,803	129,803					
Operating Income					77,312	(179,052)	(153,941)					
Ending Fund Balance					2,171,702	1,904,309	1,929,420					
Fund Balance as a % of Expenses						25%	22%			22%		

East Bay Innovation Academy
Income Statement
As of Mar FY2024

	Actual			YTD	Budget						
	Jan	Feb	Mar	Actual YTD	Approved Budget v1	Previous Forecast	Current Forecast	Previous Forecast vs. Current Forecast	Approved Budget v1 vs. Current Forecast	Current Forecast Remaining	% Current Forecast Spent
KEY ASSUMPTIONS											
Enrollment Summary											
4-6					100	94	94	-	(6)		
7-8					195	188	188	-	(7)		
9-12					262	225	225	-	(37)		
Total Enrolled					557	507	507	-	(50)		
ADA %											
4-6					95.0%	95.0%	95.0%	0.0%	0.0%		
7-8					95.0%	95.0%	95.0%	0.0%	0.0%		
9-12					95.0%	95.0%	95.0%	0.0%	0.0%		
Average ADA %					95.0%	95.0%	95.0%	0.0%	0.0%		
ADA											
4-6					95.00	89.30	89.30	-	(5.70)		
7-8					185.25	178.60	178.60	-	(6.65)		
9-12					248.90	213.75	213.75	-	(35.15)		
Total ADA					529.15	481.65	481.65	-	(47.50)		

East Bay Innovation Academy
Income Statement
As of Mar FY2024

	Actual			YTD	Budget							
	Jan	Feb	Mar	Actual YTD	Approved Budget v1	Previous Forecast	Current Forecast	Previous Forecast vs.	Approved Budget v1	Current	% Current	
								Current Forecast	vs. Current Forecast	Forecast Remaining	Forecast Spent	
REVENUE												
LCFF Entitlement												
8011 Charter Schools General Purpose Entitlement - State Aid	380,068	380,068	325,946	2,648,584	4,008,755	4,056,647	3,935,580	(121,068)	(73,175)	1,286,996	67%	
8012 Education Protection Account Entitlement	25,126	-	-	50,252	105,830	96,330	96,330	-	(9,500)	46,078	52%	
8019 State Aid - Prior Years	-	-	(852)	(852)	-	-	-	-	-	852		
8096 Charter Schools in Lieu of Property Taxes	135,104	135,104	-	979,504	2,269,524	1,618,667	1,739,734	121,068	(529,790)	760,230	56%	
SUBTOTAL - LCFF Entitlement	540,298	515,172	325,094	3,677,488	6,384,109	5,771,644	5,771,644	0	(612,465)	2,094,156	64%	
Federal Revenue												
8181 Special Education - Entitlement	-	-	-	-	65,930	68,510	85,685	17,175	19,755	85,685	0%	
8220 Child Nutrition Programs	3,878	-	-	11,383	82,882	40,450	40,450	-	(42,431)	29,067	28%	
8291 Title I	43,674	-	-	43,674	70,411	70,411	64,077	(6,334)	(6,334)	20,403	68%	
8292 Title II	-	-	1,925	1,925	13,117	13,117	8,281	(4,836)	(4,836)	6,356	23%	
8294 Title IV	2,500	-	-	2,500	10,000	10,000	10,000	-	-	7,500	25%	
8297 PY Federal - Not Accrued	24,981	-	-	24,981	-	-	24,981	24,981	24,981	-	100%	
8299 All Other Federal Revenue	42,130	-	17,968	60,098	40,000	84,260	84,260	-	44,260	24,162	71%	
SUBTOTAL - Federal Revenue	117,163	-	19,893	144,561	282,340	286,748	317,735	30,987	35,395	173,173	45%	
Other State Revenue												
8319 Other State Apportionments - Prior Years	29,791	8,966	-	66,429	-	-	66,429	66,429	66,429	-	100%	
8381 Special Education - Entitlement (State)	46,116	46,109	-	281,784	469,179	452,503	452,503	-	(16,676)	170,719	62%	
8382 Special Education Reimbursement (State)	3,660	3,660	3,243	25,609	30,691	27,936	27,936	-	(2,755)	2,327	92%	
8520 Child Nutrition - State	7,324	-	-	21,350	10,360	74,772	74,772	-	64,412	53,422	29%	
8545 School Facilities Apportionments	-	-	-	-	253,537	287,449	287,449	-	33,912	287,449	0%	
8550 Mandated Cost Reimbursements	-	-	-	17,739	17,732	17,740	17,740	-	8	1	100%	
8560 State Lottery Revenue	45,730	-	-	45,730	130,984	125,263	125,263	-	(5,721)	79,533	37%	
8590 All Other State Revenue	592,315	-	-	750,077	625,139	817,179	750,117	(67,062)	124,978	40	100%	
8591 Prop 28 Arts & Music in Schools	-	-	13,725	13,725	-	-	68,624	68,624	68,624	54,899	20%	
8593 ELOP	4,500	4,500	4,500	37,717	63,416	50,000	50,000	-	(13,416)	12,283	75%	
SUBTOTAL - Other State Revenue	729,436	63,235	21,468	1,260,160	1,601,039	1,852,842	1,920,832	67,991	319,794	660,672	66%	
Local Revenue												
8634 Food Service Sales	-	-	-	-	1,036	943	-	(943)	(1,036)	-		
8660 Interest	852	798	854	2,810	5	1,158	4,200	3,042	4,195	1,390	67%	
8676 After School Program Revenue	-	-	-	25,372	42,840	42,840	42,840	-	-	17,468	59%	
8690 Other Local Revenue	13,229	2,380	-	78,896	18,000	68,000	86,396	18,396	68,396	7,500	91%	
8701 Oakland Measure N	47,649	-	-	47,649	350,000	300,133	300,133	-	(49,867)	252,484	16%	
8703 Oakland Measure G1	-	-	-	-	64,000	64,000	64,000	-	-	64,000	0%	
8704 Student Activities	1,228	-	-	18,722	30,000	30,000	30,000	-	-	11,278	62%	
8999 Uncategorized Revenue	-	4,880	53,081	57,792	-	-	-	-	-	(57,792)		
SUBTOTAL - Local Revenue	62,957	8,058	53,936	231,240	505,881	507,074	527,569	20,495	21,687	296,328	44%	
Fundraising and Grants												
8801 Donations - Parents	3,670	1,601	-	44,701	35,000	35,000	45,000	10,000	10,000	299	99%	
8802 Donations - Private	8,000	100	-	8,100	25,000	105,000	125,600	20,600	100,600	117,500	6%	
8803 Fundraising	-	-	-	-	20,000	20,000	10,000	(10,000)	(10,000)	10,000	0%	
SUBTOTAL - Fundraising and Grants	11,670	1,701	-	52,801	80,000	160,000	180,600	20,600	100,600	127,799	29%	
TOTAL REVENUE	1,461,524	588,166	420,391	5,366,251	8,853,368	8,578,308	8,718,380	140,072	(134,988)	3,352,129	62%	

East Bay Innovation Academy
Income Statement
As of Mar FY2024

	Actual			YTD	Budget							
	Jan	Feb	Mar	Actual YTD	Approved Budget v1	Previous Forecast	Current Forecast	Previous Forecast vs.	Approved Budget v1	Current	% Current	
								Current Forecast	vs. Current Forecast	Forecast Remaining	Forecast Spent	
EXPENSES												
Compensation & Benefits												
Certificated Salaries												
1100 Teachers Salaries	227,281	175,911	161,712	1,620,271	2,593,737	2,186,595	2,176,669	9,926	417,068	556,398	74%	
1103 Teacher - Substitute Pay	5,950	4,234	10,457	47,718	115,920	62,628	62,628	-	53,292	14,910	76%	
1148 Teacher - Special Ed	34,210	29,872	29,872	258,425	317,413	328,633	319,047	9,586	(1,634)	60,622	81%	
1160 Counselor	23,923	20,142	20,142	164,456	189,073	192,581	192,581	-	(3,507)	28,125	85%	
1300 Certificated Supervisor & Administrator Salaries	38,454	38,454	38,454	335,942	587,256	473,701	473,701	-	113,555	137,758	71%	
1311 Certificated Principals & Directors	22,823	22,823	22,823	214,622	249,025	279,890	273,888	6,003	(24,863)	59,266	78%	
SUBTOTAL - Certificated Salaries	352,641	291,436	283,460	2,641,434	4,052,425	3,524,028	3,498,512	25,515	553,912	857,079	76%	
Classified Salaries												
2100 Classified Instructional Aide Salaries	-	-	307	307	-	-	-	-	-	(307)		
2104 Classified Instructional Aides	31,040	29,912	27,143	259,105	335,758	376,046	372,239	3,807	(36,481)	113,134	70%	
2300 Classified Supervisor & Administrator Salaries	45,845	41,481	39,840	420,454	420,329	527,149	527,149	-	(106,820)	106,696	80%	
2400 Classified Clerical & Office Salaries	4,018	4,002	3,735	37,489	59,174	50,669	50,669	-	8,505	13,180	74%	
2402 Classified Operations	10,823	10,823	10,823	99,031	126,875	129,375	129,375	-	(2,500)	30,344	77%	
2928 Other Classified - Food	2,080	2,968	2,472	20,480	29,005	30,342	30,342	-	(1,338)	9,862	67%	
SUBTOTAL - Classified Salaries	93,806	89,186	84,320	836,866	971,141	1,113,582	1,109,774	3,807	(138,633)	272,909	75%	
Employee Benefits												
3100 STRS	59,159	54,303	52,677	465,955	718,907	629,625	621,600	8,025	97,306	155,645	75%	
3300 OASDI-Medicare-Alternative	12,678	11,116	10,643	102,176	150,940	150,396	150,758	(362)	183	48,582	68%	
3400 Health & Welfare Benefits	25,355	26,769	54,437	305,410	415,316	338,680	331,264	7,416	84,052	25,854	92%	
3500 Unemployment Insurance	6,473	615	224	9,213	17,136	16,933	16,807	126	329	7,593	55%	
3600 Workers Comp Insurance	-	6,081	3,043	33,455	37,677	34,782	34,562	220	3,115	1,107	97%	
3900 Other Employee Benefits	493	493	493	4,433	12,180	12,180	12,180	-	-	7,748	36%	
SUBTOTAL - Employee Benefits	104,156	99,377	121,516	920,642	1,352,156	1,182,597	1,167,171	15,426	184,984	246,529	79%	
Books & Supplies												
4100 Approved Textbooks & Core Curricula Materials	-	-	-	7,545	13,925	7,605	7,605	-	6,320	60	99%	
4200 Books & Other Reference Materials	-	-	178	3,474	10,000	5,000	5,000	-	5,000	1,526	69%	
4300 Materials & Supplies	16	201	1,191	8,075	11,444	8,874	8,874	-	2,570	799	91%	
4320 Educational Software	1,034	5,175	-	66,776	79,373	62,401	66,776	(4,375)	12,597	(0)	100%	
4330 Office Supplies	713	1,560	1,272	20,758	20,000	20,000	21,000	(1,000)	(1,000)	242	99%	
4352 Quest - After School	475	9,958	3,853	23,831	20,400	22,950	23,950	(1,000)	(3,550)	119	100%	
4353 Student Activities	5,526	-	-	6,006	10,000	10,000	10,000	-	-	3,994	60%	
4400 Noncapitalized Equipment	-	-	-	-	5,202	-	-	-	5,202	-		
4410 Classroom Furniture, Equipment & Supplies	-	-	20	5,337	7,500	7,755	7,755	-	(255)	2,418	69%	
4420 Computers: individual items less than \$5k	-	-	-	51,613	64,055	58,305	58,305	-	5,750	6,692	89%	
4423 Staff Computers	-	-	-	7,754	10,200	10,200	10,200	-	-	2,446	76%	
4430 Non Classroom Related Furniture, Equipment & Supplies	-	-	655	1,299	5,100	5,100	5,100	-	-	3,801	25%	
4710 Student Food Services	18,923	9,007	-	65,998	103,602	122,577	122,577	-	(18,975)	56,579	54%	
4720 Other Food	-	61	(117)	2,700	10,000	10,000	10,000	-	-	7,300	27%	
SUBTOTAL - Books and Supplies	26,687	25,961	7,053	271,164	370,801	350,767	357,142	(6,375)	13,659	85,977	76%	
Services & Other Operating Expenses												
5210 Conference Fees	-	-	-	1,437	17,240	17,240	17,240	-	-	15,803	8%	
5220 Travel and Lodging	-	117	-	3,092	9,650	8,670	8,670	-	980	5,578	36%	
5300 Dues & Memberships	1,058	995	70	18,195	25,000	25,000	25,000	-	-	6,805	73%	
5450 Insurance - Other	-	14,042	7,019	77,225	146,028	146,028	84,244	61,784	61,784	7,019	92%	
5515 Janitorial, Gardening Services & Supplies	12,000	1,995	24,658	122,901	142,800	156,750	156,750	-	(13,950)	33,849	78%	
5535 Utilities - All Utilities	12,327	9,134	13,426	77,191	84,897	91,200	91,200	-	(6,303)	14,009	85%	

East Bay Innovation Academy
Income Statement
As of Mar FY2024

	Actual			YTD	Budget						
	Jan	Feb	Mar	Actual YTD	Approved Budget v1	Previous Forecast	Current Forecast	Previous Forecast vs.	Approved Budget v1	Current	% Current
								Current Forecast	vs. Current Forecast	Forecast Remaining	Forecast Spent
5610 Rent	32,080	32,080	(64,160)	224,560	385,000	385,000	385,000	-	-	160,440	58%
5611 Prop 39 Related Costs	-	38,331	-	114,992	144,617	153,323	153,323	-	(8,706)	38,331	75%
5615 Repairs and Maintenance - Building	-	1,340	322	16,612	30,600	30,600	30,600	-	-	13,988	54%
5616 Repairs and Maintenance - Computers	-	-	-	-	2,040	-	-	-	2,040	-	-
5803 Accounting Fees	5,093	4,389	-	23,132	18,692	19,190	23,132	(3,941)	(4,440)	-	100%
5806 Assemblies	-	-	-	-	3,000	-	-	-	3,000	-	-
5809 Banking Fees	-	-	-	-	2,550	2,550	2,550	-	-	2,550	0%
5810 Intersession	-	12,914	15,670	49,428	50,000	50,000	50,000	-	-	572	99%
5812 Business Services	12,752	12,752	14,052	116,072	177,500	168,028	157,229	10,799	20,271	41,157	74%
5815 Consultants - Instructional	-	-	-	9,625	30,000	25,000	62,500	(37,500)	(32,500)	52,875	15%
5820 Consultants - Non Instructional - Custom 1	-	1,625	375	2,875	-	9,000	9,000	-	(9,000)	6,125	32%
5824 District Oversight Fees	-	38,889	-	38,889	65,118	57,716	57,716	-	7,401	18,827	67%
5830 Field Trips Expenses	-	-	-	3,509	10,000	10,000	10,000	-	-	6,491	35%
5836 Fingerprinting	-	-	-	843	4,129	2,155	2,118	37	2,011	1,275	40%
5839 Fundraising Expenses	410	30	35	1,330	5,100	2,000	2,000	-	3,100	670	67%
5845 Legal Fees	2,202	117,332	713	157,299	73,440	179,560	179,560	-	(106,120)	22,261	88%
5851 Marketing and Student Recruiting	-	2,500	1,500	10,298	10,200	20,000	20,000	0	(9,800)	9,702	51%
5857 Payroll Fees	602	895	654	5,220	5,406	6,120	6,120	-	(714)	900	85%
5860 Printing and Reproduction	-	-	-	-	530	-	-	-	530	-	-
5861 Prior Yr Exp (not accrued)	-	-	-	15,943	-	9,946	15,943	(5,997)	(15,943)	-	100%
5863 Professional Development	75	-	-	25,594	40,000	40,000	40,000	-	-	14,406	64%
5864 Credentialing Support	-	-	-	7,207	30,000	30,000	30,000	-	-	22,793	24%
5865 Contracted Education Services - Student	-	-	34,446	51,970	70,000	51,669	51,970	(301)	18,030	-	100%
5866 SPED MH Day/NPS Services	6,111	10,704	8,093	65,510	60,000	96,800	96,800	-	(36,800)	31,290	68%
5869 Special Education Contract Instructors	11,346	14,625	15,179	88,838	130,000	130,000	130,000	-	-	41,162	68%
5872 Special Education Encroachment	565	565	-	3,453	14,230	14,230	14,230	-	-	10,777	24%
5874 Sports	1,158	3,830	-	8,055	12,240	16,320	16,320	-	(4,080)	8,265	49%
5875 Staff Recruiting	-	-	-	41,828	7,140	45,153	45,153	-	(38,013)	3,325	93%
5877 Student Activities	-	500	4,882	10,515	15,000	15,000	15,000	-	-	4,485	70%
5878 Student Assessment	-	-	-	9,932	15,908	25,857	25,857	-	(9,949)	15,925	38%
5880 Student Health Services	-	-	2,400	7,600	10,200	10,200	10,200	-	-	2,600	75%
5881 Student Information System	7,147	1,269	1,167	44,825	45,650	35,332	47,336	(12,004)	(1,686)	2,511	95%
5884 Substitutes	31,993	103,247	102,972	432,728	50,000	415,120	566,677	(151,557)	(516,677)	133,949	76%
5887 Technology Services	-	9,720	1,930	64,459	50,000	50,000	64,655	(14,655)	(14,655)	196	100%
5900 Communications	2,971	1,976	1,977	22,898	29,241	29,241	29,241	-	-	6,344	78%
5915 Postage and Delivery	392	248	217	2,102	6,387	6,387	6,387	-	-	4,285	33%
SUBTOTAL - Services & Other Operating Exp.	140,282	436,043	187,599	1,978,180	2,029,534	2,586,386	2,739,721	(153,335)	(710,187)	761,541	72%
Capital Outlay & Depreciation											
SUBTOTAL - Capital Outlay & Depreciation	-	-	-	-	-	-	-	-	-	-	-
Other Outflows											
7999 Uncategorized Expense	-	495	1,319	9,955	-	-	-	-	-	(9,955)	-
SUBTOTAL - Other Outflows	-	495	1,319	9,955	-	-	-	-	-	(9,955)	-
TOTAL EXPENSES	717,572	942,498	685,266	6,658,241	8,776,056	8,757,360	8,872,321	(114,961)	(96,264)	2,214,079	75%

East Bay Innovation Academy
Monthly Cash Forecast
As of Mar FY2024

	2023-24												Forecast	Remaining Balance
	Actuals & Forecast													
	Jul Actuals	Aug Actuals	Sep Actuals	Oct Actuals	Nov Actuals	Dec Actuals	Jan Actuals	Feb Actuals	Mar Actuals	Apr Forecast	May Forecast	Jun Forecast		
Beginning Cash	1,623,111	1,490,011	1,329,643	1,154,510	1,551,781	1,348,087	1,333,508	1,479,075	1,168,382	861,217	1,210,275	1,229,328		
REVENUE														
LCFF Entitlement	-	211,149	312,477	742,954	515,172	515,172	540,298	515,172	325,094	713,498	444,075	444,075	5,771,644	492,508
Federal Revenue	-	-	-	-	-	7,505	117,163	-	19,893	43,418	40,085	19,496	317,735	70,174
Other State Revenue	31,333	30,149	32,205	212,031	72,008	68,295	729,436	63,235	21,468	239,973	95,632	241,853	1,920,832	83,214
Other Local Revenue	4,736	15,440	58,823	14,618	5,718	6,955	62,957	8,058	53,936	4,949	16,344	(41,448)	527,569	316,484
Fundraising & Grants	2,529	554	2,245	3,680	22,428	7,994	11,670	1,701	-	44,838	44,838	34,372	180,600	3,750
TOTAL REVENUE	38,598	257,292	405,750	973,284	615,325	605,921	1,461,524	588,166	420,391	1,046,676	640,975	698,348	8,718,380	966,130
EXPENSES														
Certificated Salaries	99,342	346,779	323,116	316,267	310,888	317,506	352,641	291,436	283,460	260,474	268,927	327,677	3,498,512	-
Classified Salaries	108,012	88,229	95,604	96,679	91,444	89,584	93,806	89,186	84,320	90,765	91,072	91,072	1,109,774	-
Employee Benefits	97,876	101,116	106,392	86,810	129,688	73,712	104,156	99,377	121,516	104,276	79,157	63,096	1,167,171	-
Books & Supplies	68,500	52,358	35,829	18,759	31,104	4,914	26,687	25,961	7,053	43,513	24,476	17,989	357,142	-
Services & Other Operating Expenses	179,892	229,664	262,890	127,052	255,126	159,632	140,282	436,043	187,599	258,863	204,618	268,582	2,739,721	29,478
Capital Outlay & Depreciation	-	-	-	-	-	-	-	-	-	-	-	-	-	-
Other Outflows	-	1,228	6,094	150	150	520	-	495	1,319	(9,955)	-	-	-	-
TOTAL EXPENSES	553,621	819,374	829,925	645,717	818,400	645,867	717,572	942,498	685,266	747,936	668,250	768,416	8,872,321	29,478
Operating Cash Inflow (Outflow)	(515,023)	(562,083)	(424,175)	327,567	(203,074)	(39,946)	743,952	(354,332)	(264,875)	298,740	(27,275)	(70,068)	(153,941)	936,652
Accounts Receivable	592,452	374,637	189,179	46,295	44,642	34,908	35,402	145	-	46,327	46,327	46,327		
Other Current Assets	49,950	-	-	-	-	-	-	-	-	-	-	-		
Accounts Payable	(117,777)	9,612	40,018	1,676	451	(26,189)	(8,802)	26,335	(53,956)	17,319	-	-		
Other Current Liabilities	(477)	(3,602)	1,562	3,141	1,077	(90)	1,199	435	1,074	(13,329)	-	-		
Summer Holdback	(142,223)	21,067	18,282	18,592	16,785	16,738	13,023	16,726	10,593	-	-	-		
Deferred Revenue	-	-	-	-	(63,574)	-	(639,208)	-	-	-	-	-		
Ending Cash	1,490,011	1,329,643	1,154,510	1,551,781	1,348,087	1,333,508	1,479,075	1,168,382	861,217	1,210,275	1,229,328	1,205,587		

East Bay Innovation Academy
Balance Sheet
As of Mar FY2024

	Jun FY23	Mar FY24	Projected Jun FY24
ASSETS			
Cash Balance	1,623,111	861,217	1,205,587
Accounts Receivable	1,456,643	138,982	966,130
Other Current Assets	49,950	-	-
ROU Assets	143,609	143,609	143,609
TOTAL ASSETS	3,273,312	1,143,809	2,315,326
LIABILITIES & EQUITY			
Accounts Payable	111,313	(17,319)	29,478
Other Current Liabilities	52,705	57,024	43,695
Summer Holdback	142,575	132,156	132,156
Deferred Revenue	732,782	30,000	30,000
ROU Long-Term Liabilities	150,576	150,576	150,576
Beginning Net Assets	2,029,603	2,083,361	2,083,361
Net Income (Loss) to Date	53,759	(1,291,990)	(153,941)
TOTAL LIABILITIES & EQUITY	3,273,312	1,143,808	2,315,325

East Bay Innovation Academy
Multi-year Projection
As of Mar FY2024

	Year 1	Year 2	Year 3	Year 4
	2023-24	2024-25	2025-26	2026-27
SUMMARY				
Revenue				
LCFF Entitlement	5,771,644	6,266,447	6,765,415	6,975,783
Federal Revenue	317,735	191,569	199,698	203,980
Other State Revenues	1,920,832	1,133,375	1,149,144	1,172,452
Local Revenues	527,569	473,414	473,414	473,414
Fundraising and Grants	180,600	143,100	143,100	143,100
Total Revenue	8,718,380	8,207,905	8,730,771	8,968,729
Expenses				
Compensation and Benefits	5,775,458	5,547,234	5,836,890	6,030,489
Books and Supplies	357,142	485,556	508,449	523,703
Services and Other Operating Expenditures	2,739,721	1,981,197	2,044,596	2,031,685
Depreciation	-	-	-	-
Other Outflows	-	-	-	-
Total Expenses	8,872,321	8,013,986	8,389,935	8,585,877
Operating Income	(153,941)	193,919	340,836	382,852
Fund Balance				
Beginning Balance (Unaudited)	1,953,558	1,929,420	2,123,340	2,464,176
Audit Adjustment	129,803			
Beginning Balance (Audited)	2,083,361	1,929,420	2,123,340	2,464,176
Operating Income	(153,941)	193,919	340,836	382,852
Ending Fund Balance	1,929,420	2,123,340	2,464,176	2,847,028
Total Revenue Per ADA	18,101	16,059	16,411	16,859
Total Expenses Per ADA	18,421	15,680	15,771	16,139
Operating Income Per ADA	(320)	379	641	720
Fund Balance as a % of Expenses	22%	26%	29%	33%

East Bay Innovation Academy
Multi-year Projection
As of Mar FY2024

	Year 1	Year 2	Year 3	Year 4
	2023-24	2024-25	2025-26	2026-27
Key Assumptions				
Enrollment Breakdown				
6	94	90	90	90
7	80	90	90	90
8	108	80	90	90
9	61	80	75	75
10	78	65	75	75
11	53	80	65	65
12	33	53	75	75
Total Enrolled	507	538	560	560
ADA %				
4-6	95.0%	95.0%	95.0%	95.0%
7-8	95.0%	95.0%	95.0%	95.0%
9-12	95.0%	95.0%	95.0%	95.0%
Average ADA %	95.0%	95.0%	95.0%	95.0%
ADA				
4-6	89	86	86	86
7-8	179	162	171	171
9-12	214	264	276	276
Total ADA	482	511	532	532
Demographic Information				
CALPADS Enrollment (for unduplicated % calc)	500	538	560	560
# Unduplicated (CALPADS)	210	226	235	235
# Free & Reduced Lunch (CALPADS)	193	208	217	217
# ELL (CALPADS)	45	48	50	50
New Students	-	38	22	-
School Information				
FTE's	51.9	48.6	49.6	49.6
Teachers	30	31	32	32
Certificated Pay Increases	5%	4%	3%	3%
Classified Pay Increases	3%	4%	3%	3%
# of school days	-	-	-	-
Default Expense Inflation Rate		3%	3%	3%

East Bay Innovation Academy
Multi-year Projection
As of Mar FY2024

	Year 1	Year 2	Year 3	Year 4
	2023-24	2024-25	2025-26	2026-27
REVENUE				
LCFF Entitlement				
8011 Charter Schools General Purpose Entitlement - State Aid	3,935,580	4,318,118	4,737,415	4,947,783
8012 Education Protection Account Entitlement	96,330	102,220	106,400	106,400
8096 Charter Schools in Lieu of Property Taxes	1,739,734	1,846,109	1,921,600	1,921,600
SUBTOTAL - LCFF Entitlement	5,771,644	6,266,447	6,765,415	6,975,783
Federal Revenue				
8181 Special Education - Entitlement	85,685	65,000	69,940	72,800
8220 Child Nutrition Programs	40,450	44,211	47,400	48,822
8291 Title I	64,077	64,077	64,077	64,077
8292 Title II	8,281	8,281	8,281	8,281
8294 Title IV	10,000	10,000	10,000	10,000
8297 PY Federal - Not Accrued	24,981	-	-	-
8299 All Other Federal Revenue	84,260	-	-	-
SUBTOTAL - Federal Revenue	317,735	191,569	199,698	203,980
Other State Revenue				
8319 Other State Apportionments - Prior Years	66,429	-	-	-
8381 Special Education - Entitlement (State)	452,503	453,175	471,706	471,706
8382 Special Education Reimbursement (State)	27,936	29,644	30,856	30,856
8520 Child Nutrition - State	74,772	81,724	87,618	90,247
8545 School Facilities Apportionments	287,449	260,670	267,786	276,114
8550 Mandated Cost Reimbursements	17,740	17,160	20,063	21,555
8560 State Lottery Revenue	125,263	132,922	138,358	138,358
8590 All Other State Revenue	750,117	30,000	-	-
8591 Prop 28 Arts & Music in Schools	68,624	70,386	75,761	78,898
8593 ELOP	50,000	57,694	56,996	64,718
SUBTOTAL - Other State Revenue	1,920,832	1,133,375	1,149,144	1,172,452
Local Revenue				
8660 Interest	4,200	4,200	4,200	4,200
8676 After School Program Revenue	42,840	50,000	50,000	50,000
8690 Other Local Revenue	86,396	36,396	36,396	36,396
8701 Oakland Measure N	300,133	300,133	300,133	300,133
8703 Oakland Measure G1	64,000	52,685	52,685	52,685
8704 Student Activities	30,000	30,000	30,000	30,000
SUBTOTAL - Local Revenue	527,569	473,414	473,414	473,414
Fundraising and Grants				
8801 Donations - Parents	45,000	45,000	45,000	45,000
8802 Donations - Private	125,600	88,100	88,100	88,100
8803 Fundraising	10,000	10,000	10,000	10,000
SUBTOTAL - Fundraising and Grants	180,600	143,100	143,100	143,100
TOTAL REVENUE	8,718,380	8,207,905	8,730,771	8,968,729

East Bay Innovation Academy
Multi-year Projection
As of Mar FY2024

	Year 1	Year 2	Year 3	Year 4
	2023-24	2024-25	2025-26	2026-27
EXPENSES				
Compensation & Benefits				
Certificated Salaries				
1100 Teachers Salaries	2,176,669	2,212,761	2,279,144	2,347,518
1103 Teacher - Substitute Pay	62,628	5,728	5,900	6,077
1148 Teacher - Special Ed	319,047	327,730	337,562	347,689
1160 Counselor	192,581	219,004	315,574	325,041
1300 Certificated Supervisor & Administrator Salaries	473,701	344,498	354,833	365,478
1311 Certificated Principals & Directors	273,888	394,648	406,487	418,682
SUBTOTAL - Certificated Salaries	3,498,512	3,504,369	3,699,500	3,810,485
Classified Salaries				
2104 Classified Instructional Aides	372,239	281,082	289,514	298,199
2300 Classified Supervisor & Administrator Salaries	527,149	397,836	409,771	422,065
2400 Classified Clerical & Office Salaries	50,669	52,696	54,276	55,905
2402 Classified Operations	129,375	134,550	138,587	142,744
2928 Other Classified - Food	30,342	31,556	32,503	33,478
SUBTOTAL - Classified Salaries	1,109,774	897,720	924,651	952,391
Employee Benefits				
3100 STRS	621,600	608,983	627,252	646,070
3300 OASDI-Medicare-Alternative	150,758	139,080	150,137	154,641
3400 Health & Welfare Benefits	331,264	336,406	371,969	401,727
3500 Unemployment Insurance	16,807	14,994	15,652	16,016
3600 Workers Comp Insurance	34,562	33,016	34,681	35,722
3900 Other Employee Benefits	12,180	12,667	13,047	13,439
SUBTOTAL - Employee Benefits	1,167,171	1,145,145	1,212,738	1,267,613
Books & Supplies				
4100 Approved Textbooks & Core Curricula Materials	7,605	-	-	-
4200 Books & Other Reference Materials	5,000	5,150	5,305	5,464
4300 Materials & Supplies	8,874	26,312	27,101	27,914
4320 Educational Software	66,776	62,017	63,877	65,794
4330 Office Supplies	21,000	21,630	22,279	22,947
4352 Quest - After School	23,950	128,400	132,252	136,220
4353 Student Activities	10,000	10,300	10,609	10,927
4410 Classroom Furniture, Equipment & Supplies	7,755	7,988	8,227	8,474
4420 Computers: individual items less than \$5k	58,305	63,726	68,322	70,372
4423 Staff Computers	10,200	10,506	10,821	11,146
4430 Non Classroom Related Furniture, Equipment & Supplies	5,100	5,253	5,411	5,573
4710 Student Food Services	122,577	133,974	143,636	147,945
4720 Other Food	10,000	10,300	10,609	10,927
SUBTOTAL - Books and Supplies	357,142	485,556	508,449	523,703
Services & Other Operating Expenses				
5210 Conference Fees	17,240	17,240	17,240	17,240
5220 Travel and Lodging	8,670	8,670	8,670	8,670
5300 Dues & Memberships	25,000	25,750	26,523	27,318
5450 Insurance - Other	84,244	86,771	89,374	92,056
5515 Janitorial, Gardening Services & Supplies	156,750	161,453	166,296	171,285
5535 Utilities - All Utilities	91,200	93,936	96,754	99,657
5610 Rent	385,000	396,550	408,447	420,700
5611 Prop 39 Related Costs	153,323	157,923	162,660	167,540
5615 Repairs and Maintenance - Building	30,600	31,518	32,464	33,437
5803 Accounting Fees	23,132	18,525	19,515	20,565

East Bay Innovation Academy
Multi-year Projection
As of Mar FY2024

	Year 1	Year 2	Year 3	Year 4
	2023-24	2024-25	2025-26	2026-27
5809 Banking Fees	2,550	2,627	2,705	2,786
5810 Intersession	50,000	5,000	5,150	5,305
5812 Business Services	157,229	175,000	180,250	185,658
5815 Consultants - Instructional	62,500	40,750	41,973	43,232
5820 Consultants - Non Instructional - Custom 1	9,000	-	-	-
5824 District Oversight Fees	57,716	64,544	71,774	76,226
5830 Field Trips Expenses	10,000	10,300	10,609	10,927
5836 Fingerprinting	2,118	2,043	2,148	2,212
5839 Fundraising Expenses	2,000	2,060	2,122	2,185
5845 Legal Fees	179,560	81,947	84,405	86,937
5851 Marketing and Student Recruiting	20,000	19,761	20,353	20,964
5857 Payroll Fees	6,120	6,304	6,493	6,687
5861 Prior Yr Exp (not accrued)	15,943	-	-	-
5863 Professional Development	40,000	41,200	42,436	43,709
5864 Credentialing Support	30,000	30,900	31,827	32,782
5865 Contracted Education Services - Student	51,970	74,015	74,015	-
5866 SPED MH Day/NPS Services	96,800	-	-	-
5869 Special Education Contract Instructors	130,000	133,900	137,917	142,055
5872 Special Education Encroachment	14,230	14,657	15,097	15,550
5874 Sports	16,320	16,810	17,314	17,833
5875 Staff Recruiting	45,153	7,354	7,575	7,802
5877 Student Activities	15,000	15,450	15,914	16,391
5878 Student Assessment	25,857	28,261	30,299	31,208
5880 Student Health Services	10,200	10,506	10,821	11,146
5881 Student Information System	47,336	48,756	50,219	51,725
5884 Substitutes	566,677	50,000	51,500	53,045
5887 Technology Services	64,655	64,020	65,940	67,918
5900 Communications	29,241	30,119	31,022	31,953
5915 Postage and Delivery	6,387	6,579	6,776	6,980
SUBTOTAL - Services & Other Operating Exp.	2,739,721	1,981,197	2,044,596	2,031,685
Depreciation Expense				
SUBTOTAL - Depreciation Expense	-	-	-	-
Other Outflows				
SUBTOTAL - Other Outflows	-	-	-	-
TOTAL EXPENSES	8,872,321	8,013,986	8,389,935	8,585,877

Coversheet

EBIA Executive Director's Report

Section: IV. Academic Excellence
Item: A. EBIA Executive Director's Report
Purpose: Discuss
Submitted by:
Related Material: Executive Director Report 4.17.24 .pdf



Executive Director Report

4.17.24

1

College Acceptance Updates



Current Acceptances

32 Seniors

94 acceptances!

16 Waitlisted

20 Committed Seniors!

	Accepted	Waitlisted	
2	CSU Bakersfield	1	
3	Chico	6	
4	CSU DH	1	
5	CSU Eastbay	5	
6	CSU Fullerton	1	1
7	Cal Poly Humbolt	2	
8	CSU LB	3	2
9	CSU LA	2	
10	CSU MB	2	
11	CSU Northridge	1	
12	CSU Sac	1	
13	CSU SD	2	
14	SFSU	6	
15	SJSU	10	
16	CSU San Marcos	3	
17	Sonoma	6	
18	Cal Poly Pomona	7	
19	UCM	2	
20	UCR	2	
21	UCB	1	1
22	UCLA	1	
23	UCI	1	
24	Morehouse	1	
25	U of Arizona	3	
26	Temple	1	
27	Frenso	2	
28	Oregon State	1	
29	University of Oregon	1	
30	Arizona State	2	
31	Woodbury	2	
32	UCSD	2	
33	Georgia Tech	1	
34	Purdue	1	
35	U of Maryland	1	
36	Colorado Bulder	2	
37	Poly Tech	1	
38	Minnesota	1	
39	ESF Sunny	1	
40	Winsconsin	1	
41	New Hampshire	1	
42	Vermont	1	
43	Loyola Marymount		1
44	UCD		6
45	UCSC	2	2
46	Cal Poly Slo		1
47	University of Chicago		1
48	Emory		1



Committed Seniors



2 UC Santa Cruz!

1 Laney College!

3 UC Riverside!

1 Merritt College!

1 Chabot College!

2 Cal Poly Humboldt!

1 UC Berkeley (HAAS Program)!

1 UC Merced!

1 CSU Chico!

4 SFSU!

1 Wisconsin!

1 SJSU!

1 University of Arizona!

1 Sonoma!

1 Morehouse!

11 more seniors weighing decisions

Scholarships:

Posse Candidates: 4

Questbridge Candidates: 2

Oakland Promise Candidates: 13

Seniors have applied to various scholarships including PG&E, Kaiser, and HAAS



2

Enrollment Updates



3

Hiring/Staffing Updates



Hiring/Staffing Updates

- Principal Hiring Update
- Teacher Hiring
 - Upper School - ELA, Math, Computer Science, PE
 - Lower School - Math, PE, Elective
- Other Staffing



4

LCAP Planning



▶ LCAP Planning

- Drafting goals based on work of Vision Committee, stakeholder feedback
- Family Town Hall for feedback in early May
- Draft Presentation to Board on May 15
- Final LCAP to Board for approval June 12

